

THORNTON FIRE MUSEUM

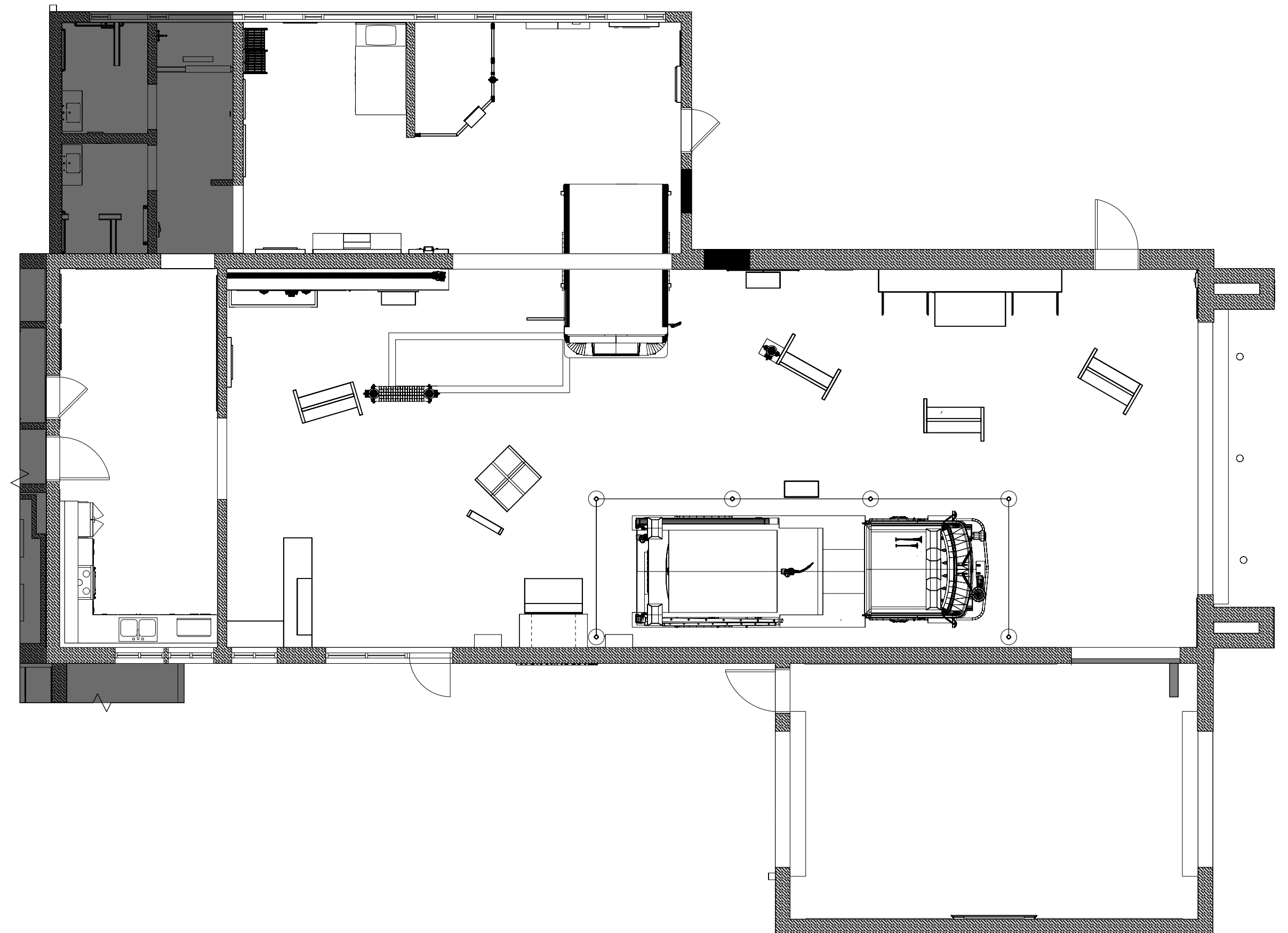
Schematic Design
Exhibit Drawings
April 17, 2026

EXHIBIT DRAWINGS


CONTENTS	PAGE
Exhibit Element Schedule	2
Graphic Schedule	3
Buyout Item Schedule	4
Finishes and Graphics	5
Nomenclature & Notation	6
Thematic Plan	7
Exhibit Elements Plan	8
Media Location Plan	9
Electrical Plan	10
Circulation Plan	11
Exhibit Location Plan	12
Graphic Panel Typical	13
Hanging Graphic Typical	14
Mobile Kiosk Structure Typical	15
Arrival / Orientation — Key Plan	16
Arrival / Orientation — Elevation	17
Arrival / Orientation — Details	18-20
The Heart of Thornton — Rendering	21
The Heart of Thornton — Key Plan	22
The Heart of Thornton — Elevation	23
The Heart of Thornton — Details	24-28
Kitchen — Rendering	29
Kitchen — Key Plan	30
Kitchen — Elevation	31
Life at the Station — Renderings	32-33
Life at the Station — Key Plan	34
Life at the Station — Elevation	35-36
Life at the Station — Details	37-41
Be Fire Safe — Rendering	42
Be Fire Safe — Key Plan	43
Be Fire Safe — Elevation	44-45
Be Fire Safe — Details	46-52
Fighting Fires, Helping Health — Rendering	53
Fighting Fires, Helping Health — Key Plan	54
Fighting Fires, Helping Health — Elevation	55
Fighting Fires, Helping Health — Details	56-63
Thornton in Pictures — Rendering	64
Thornton in Pictures — Key Plan	65
Thornton in Pictures — Elevation	66

APPENDICES

Appendix A	Content
Appendix B	Media
Appendix C	Graphics



OWNER
City of Thornton
Fire Department
Thornton Fire Museum

EXHIBIT DESIGN
 Studio Tectonic
400 Marine Street,
Carriage House
Boulder, CO 80302

PROJECT ARCHITECT
 Architectural Workshop
2 Kalamath Street
Denver, CO 80223

EXHIBIT ELEMENT SCHEDULE

Exhibit Code	Exhibit Name	Description
Arrival / Orientation		
AO2.EX1	Welcome Sign	Welcome Panel
The Heart of Thornton		
HT1.EX1	Founding the TFD / Building Thornton	Mobile Kiosk Unit
HT1.EX1.1	Founding the TFD	Mobile Kiosk Unit Side A (Content)
HT1.EX1.1-CA1	Founding the TFD	Case on mobile kiosk unit side A
HT1.EX1.2	Building Thornton	Mobile Kiosk Unit Side B (Content)
HT2.EX1	Key Individuals	Touchscreen Interactive with graphic panel
HT3.EX1	From Pit to Hut	Quonset Hut Recreation
HT3.EX1-CA1	From Pit to Hut	Freestanding Case Adjacent to Quonset Hut
HT3.EX2	From Pit to Hut	Ken Freiberg Reader Rail
HT3.EX3	From Pit to Hut	Helmet Object IDs
HT3.EX3	From Pit to Hut	Quonset Hut Sign Recreation
Kitchen		
KN1.EX1	Second Family / Around the Table	Wall Graphic
KN1.EX2	Second Family / Around the Table	Wall Graphic
KN1.EX3	Second Family / Around the Table	Wall Graphic
KN1.EX4	Second Family / Around the Table	Wall Graphic
KN1.EX5	Second Family / Around the Table	Wall Graphic
Fighting Fires, Helping Health		
FF1.EX1	Ride along with TFD	Climb Through Cab
FF2.EX1	Mapping the route	Reader Rail
FF2.EX1-CA1	Mapping the route	Wall Case with original map
FF3.EX1	Firefighters Then and Now	Fire Engine Side Pack
FF3.EX1-CA1	Firefighters Then and Now	Object Case
FF4.EX1	Controlling the Flow	Mobile Kiosk Unit
FF4.EX1.1	Controlling the Flow	Mobile Kiosk Unit Side A (Content)
FF4.EX1.2	Controlling the Flow	Mobile Kiosk Unit Side B (Content)
FF5.EX1	Spirit of Innovation	Mobile Kiosk Unit
FF5.EX1.1	Spirit of Innovation	Mobile Kiosk Unit Side A (Content)
FF5.EX1.1-CA1	Spirit of Innovation	Case on mobile kiosk unit side A
FF5.EX1.2	Spirit of Innovation	Mobile Kiosk Unit Side B (Content)
FF6.EX1	Natural Disasters / Historic Events	Mobile Kiosk Unit
FF6.EX1.1	Natural Disasters / Historic Events	Mobile Kiosk Unit Side A (Content)
FF6.EX1.1-CA1	Natural Disasters / Historic Events	Case on mobile kiosk unit side A
FF6.EX1.2	Natural Disasters / Historic Events	Mobile Kiosk Unit Side B (Content)
FF7.EX1	Engine 508	Reader Rail
FF8.EX1	Larry Jolley Memorial	Wall Graphic
FF9.EX1	Fighting Fires, Helping Health	Overhead area banner
Be Fire Safe		
FS1.EX1	Fire Extinguisher Fun	Aiming an Extinguisher Activity
FS1.EX1.1	Fire Extinguisher Fun	Rails with attached fire extinguisher
FS1.EX1.2	Fire Extinguisher Fun	Wall screen for projection
FS1.EX1.3	Fire Extinguisher Fun	Reader Rail
FS2.EX1	Home Safety	Get Out Safely! Activity (Model House)
FS3.EX1	Safe Route Planning	Wall Graphics
FS4.EX1	T-Town Clowns	T-town clown area
FS5.EX1	Be Fire Safe	Be Fire Safe overhead area banner
Life at the Station		
LS1.EX1	DYHWIT	Incoming Call Speaker Interactive
LS1.EX2	DYHWIT	Wall Mounted Equipment Display
LS1.EX3	DYHWIT	CPAT Interactive
LS2.EX3	Bunk Room	Life at the Station Graphic
LS2.EX1	Getting Ready For The Call	Bed Recreation
LS2.EX4	Bunk Room	Bunk Room Photo Graphic
LS3.EX1	Gear Try-on	Wall Graphic
LS3.EX2	Gear Try-on	Wall Mirror
LS4.EX1	Life at the Station	Overhead area banner
Thornton in Pictures		
FR1.EX1	Thornton in Pictures	Wall Graphics (South Wall)
FR1.EX2	Thornton in Pictures	Wall Graphics (North Wall)



City of Thornton
Fire Department



STUDIO TECTONIC
Exhibition & Interpretive Design / Planning
400 Marine Street, Carriage House
Boulder, CO 80302
tel 720.398.3030 fax 720.398.3035
info@studiotectonic.com

Prepared for:
**City of Thornton
Fire Department**

Project:
Thornton Fire Museum

Project Phase:
Schematic Design

Sheet Title:
Exhibit Element Schedule

Revisions:
No. Date Description

Project Team:
Project Manager: SF
Designer: JE, SF

© Studio Tectonic LLC. All rights reserved. No part of this document may be reproduced or utilized in any form without prior written authorization from Studio Tectonic LLC. This document serves as a device to communicate design intent only. Fabrication and installation of the products represented herein will be derived from shop drawings produced by the contracted fabricator.

GRAPHIC SCHEDULE

Exhibit Code	Exhibit Name	Description	Contemporary/Historical	Print Technique
Arrival / Orientation				
AO1.EX1-GR1	Information Desk	Desk Mounted Graphic	Contemporary	Graphic Type 1
AO2.EX2-GR1	Welcome Sign	Graphic Side A	Contemporary	Graphic Type 1
AO2.EX2-GR2	Welcome Sign	Graphic Side B	Contemporary	Graphic Type 1
The Heart of Thornton				
HT1.EX1.1-GR1	Founding Thornton Fire Department	Graphic on mobile kiosk unit side A	Historic	Graphic Type 1
HT1.EX1.2-GR1	Building Thornton	Graphic on mobile kiosk unit side B	Historic	Graphic Type 1
HT2.EX1-GR1	Key Individuals	Graphic Panel mounted to wall	Historic	Graphic Type 1
HT3.EX1-GR1	From Hut to Pit	Graphic Panel mounted to quonset hut	Historic	Graphic Type 1
HT3.EX1-GR2	From Hut to Pit	Graphic Panel mounted to quonset hut	Historic	Graphic Type 1
HT3.EX1-CA1-GR1	From Pit to Hut	Uniform Object IDs (Quantity TBD)	Historic	Graphic Type 1
HT3.EX2-GR1	From Pit to Hut	Ken Freiberg Reader Rail Graphic	Historic	Graphic Type 2
HT3.EX3-GR1	From Pit to Hut	Helmet Object IDs (Quantity TBD)	Historic	Graphic Type 1
HT3.EX4-GR1	From Pit to Hut	Quonset Hut Sign Recreation		TBD
Kitchen				
KN1.EX1-GR1	Second Family / Around the Table	Wall Mounted content panel	Historic	Graphic Type 1
KN1.EX2-GR1	Second Family / Around the Table	Wall Mounted photo panel	Historic	Graphic Type 1
KN1.EX3-GR1	Second Family / Around the Table	Wall Mounted photo panel	Historic	Graphic Type 1
KN1.EX4-GR1	Second Family / Around the Table	Wall Mounted photo panel	Historic	Graphic Type 1
KN1.EX5-GR1	Second Family / Around the Table	Wall Mounted photo panel	Historic	Graphic Type 1
Fighting Fires, Helping Health				
FF2.EX1-GR1	Mapping the Route	Reader Rail Graphic	Contemporary	Graphic Type 2
FF3.EX1-CA1-GR1	Fighting Fires, Helping Health	Object IDs (Quantity TBD)	Contemporary	Graphic Type 1
FF4.EX1.1-GR1	Controlling the Flow	Graphic on mobile kiosk unit side A (interactive side)	Contemporary	Graphic Type 1
FF4.EX1.2-GR1	Controlling the Flow	Graphic on mobile kiosk unit side B	Contemporary	Graphic Type 1
FF5.EX1.1-GR1	Spirit of Innovation	Graphic on mobile kiosk unit side A (artifact side)	Contemporary	Graphic Type 1
FF5.EX1.2-GR1	Spirit of Innovation	Graphic on mobile kiosk unit side B	Contemporary	Graphic Type 1
FF6.EX1.1-GR1	Natural Disasters / Historic Events	Graphic on mobile kiosk unit side A (artifact side)	Contemporary	Graphic Type 1
FF6.EX1.2-GR1	Natural Disasters / Historic Events	Graphic on mobile kiosk unit side B	Contemporary	Graphic Type 1
FF7.EX1-GR1	Engine 508	Reader Rail Graphic	Contemporary	Graphic Type 2
FF8.EX1-GR1	Larry Jolley Memorial	Wall Graphic	Contemporary	Graphic Type 1
FF9.EX1-GR1	Fighting Fires, Helping Health	Overhead area banner	Contemporary	Graphic Type 3
Be Fire Safe				
FS1.EX1.3-GR1	Fire Extinguisher Fun	Reader Rail Graphic	Contemporary	Graphic Type 2
FS2.EX1-GR1	Home Safety	Overall House Graphic	Contemporary	Graphic Type 1
FS2.EX1-GR2a	Home Safety	Slider top graphic (Quantity TBD)	Contemporary	Graphic Type 1
FS2.EX1-GR2b	Home Safety	Slider reveal graphic (Quantity TBD)	Contemporary	Graphic Type 1
FS2.EX1-GR3a	Home Safety	Slider top graphic (Quantity TBD)	Contemporary	Graphic Type 1
FS2.EX1-GR3b	Home Safety	Slider reveal graphic (Quantity TBD)	Contemporary	Graphic Type 1
FS3.EX1-GR1	Safe Route Planning	Wall mounted panel	Contemporary	Graphic Type 1
FS3.EX1-GR2	Safe Route Planning	Wall mounted reveal panel	Contemporary	Graphic Type 1
FS4.EX1-GR1	T-Town Clowns	T-town clown cut out	Contemporary	Graphic Type 1
FS4.EX1-GR2	T-Town Clowns	Interactive monitor graphic	Contemporary	Graphic Type 1
FS5.EX1-GR1	Be Fire Safe	Overhead area banner	Contemporary	Graphic Type 3
Life at the Station				
LS1.EX1-GR1	DYHWIT	Incoming Call Speaker Graphic Panel	Contemporary	Graphic Type 1
LS1.EX2-GR1	DYHWIT	Wall Mounted Equipment Graphic	Contemporary	Graphic Type 1
LS1.EX2-GR1.1	DYHWIT	Equipment Display Main Graphic	Contemporary	Graphic Type 1
LS1.EX2-GR1.2	DYHWIT	Equipment Extended ID Reader Rail	Contemporary	Graphic Type 2
LS1.EX2-GR1.3	DYHWIT	Equipment Extended ID	Contemporary	Graphic Type 1
LS1.EX2-GR1.4	DYHWIT	Equipment Extended ID	Contemporary	Graphic Type 1
LS1.EX2-GR1.5	DYHWIT	Equipment Extended ID	Contemporary	Graphic Type 1
LS1.EX2-GR1.6	DYHWIT	Equipment Extended ID	Contemporary	Graphic Type 1
LS1.EX2-GR1.7	DYHWIT	Equipment Extended ID	Contemporary	Graphic Type 1
LS1.EX2-GR1.8	DYHWIT	Equipment Extended ID	Contemporary	Graphic Type 1
LS1.EX3-GR1	DYHWIT	CPAT Graphic	Contemporary	Graphic Type 1
LS2.EX3-GR1	Bunk Room	Life at the Station Graphic	Contemporary	Graphic Type 1
LS2.EX4-GR1	Bunk Room	Bunk Room Photo Graphic	Contemporary	Graphic Type 1
LS3.EX1-GR1	Gear Try-on	Wall Graphic	Contemporary	Graphic Type 1
LS3.EX2-GR1	Gear Try-on	Mirror Graphic	Contemporary	Graphic Type 1
LS3.EX3-GR1	Gear Try-on	Bunker Gear Locker Label (adult) (Manufactured by locker company)	Contemporary	
LS3.EX3-GR2	Gear Try-on	Bunker Gear Locker Label (kid) (Manufactured by locker company)	Contemporary	
LS4.EX1-GR1	Life at the Station	Overhead area banner	Contemporary	Graphic Type 3

Exhibit Code	Exhibit Name	Description	Contemporary/Historical	Print Technique
Thornton in Pictures				
FR1.EX1-GR1	Thornton in Pictures (South Wall)	Dimensional Text		
FR1.EX1-GR2	Thornton in Pictures (South Wall)	Photo Collage Graphic		Graphic Type 1
FR1.EX1-GR3	Thornton in Pictures (South Wall)	Photo Collage Graphic		Graphic Type 1
FR1.EX1-GR4	Thornton in Pictures (South Wall)	Photo Collage Graphic		Graphic Type 1
FR1.EX1-GR5	Thornton in Pictures (South Wall)	Photo Collage Graphic		Graphic Type 1
FR1.EX1-GR6	Thornton in Pictures (South Wall)	Photo Collage Graphic		Graphic Type 1
FR1.EX1-GR7	Thornton in Pictures (South Wall)	Photo Collage Graphic		Graphic Type 1
FR1.EX1-GR8	Thornton in Pictures (South Wall)	Photo Collage Graphic		Graphic Type 1
FR1.EX1-GR9	Thornton in Pictures (South Wall)	Photo Collage Graphic		Graphic Type 1
FR1.EX1-GR10	Thornton in Pictures (South Wall)	Photo Collage Graphic		Graphic Type 1
FR1.EX1-GR11	Thornton in Pictures (South Wall)	Photo Collage Graphic		Graphic Type 1
FR1.EX1-GR12	Thornton in Pictures (South Wall)	Photo Collage Graphic		Graphic Type 1
FR1.EX1-GR13	Thornton in Pictures (South Wall)	Photo Collage Graphic		Graphic Type 1
FR1.EX1-GR14	Thornton in Pictures (South Wall)	Photo Collage Graphic		Graphic Type 1
FR1.EX1-GR15	Thornton in Pictures (South Wall)	Photo Collage Graphic		Graphic Type 1
FR1.EX1-GR16	Thornton in Pictures (South Wall)	Photo Collage Graphic		Graphic Type 1
FR1.EX1-GR17	Thornton in Pictures (South Wall)	Photo Collage Graphic		Graphic Type 1
FR1.EX1-GR18	Thornton in Pictures (South Wall)	Photo Collage Graphic		Graphic Type 1
FR1.EX1-GR19	Thornton in Pictures (South Wall)	Photo Collage Graphic		Graphic Type 1
FR1.EX2-GR1	Thornton in Pictures (North Wall)	Photo Collage Graphic		Graphic Type 1
FR1.EX2-GR2	Thornton in Pictures (North Wall)	Photo Collage Graphic		Graphic Type 1
FR1.EX2-GR3	Thornton in Pictures (North Wall)	Photo Collage Graphic		Graphic Type 1
FR1.EX2-GR4	Thornton in Pictures (North Wall)	Photo Collage Graphic		Graphic Type 1
FR1.EX2-GR5	Thornton in Pictures (North Wall)	Photo Collage Graphic		Graphic Type 1
FR1.EX2-GR6	Thornton in Pictures (North Wall)	Photo Collage Graphic		Graphic Type 1
FR1.EX2-GR7	Thornton in Pictures (North Wall)	Photo Collage Graphic		Graphic Type 1
FR1.EX2-GR8	Thornton in Pictures (North Wall)	Photo Collage Graphic		Graphic Type 1
FR1.EX2-GR9	Thornton in Pictures (North Wall)	Photo Collage Graphic		Graphic Type 1
FR1.EX2-GR10	Thornton in Pictures (North Wall)	Photo Collage Graphic		Graphic Type 1
FR1.EX2-GR11	Thornton in Pictures (North Wall)	Photo Collage Graphic		Graphic Type 1
FR1.EX2-GR12	Thornton in Pictures (North Wall)	Photo Collage Graphic		Graphic Type 1
FR1.EX2-GR13	Thornton in Pictures (North Wall)	Photo Collage Graphic		Graphic Type 1
FR1.EX2-GR14	Thornton in Pictures (North Wall)	Photo Collage Graphic		Graphic Type 1
FR1.EX2-GR15	Thornton in Pictures (North Wall)	Photo Collage Graphic		Graphic Type 1
FR1.EX2-GR16	Thornton in Pictures (North Wall)	Photo Collage Graphic		Graphic Type 1



City of Thornton
Fire Department



STUDIO TECTONIC
Exhibition & Interpretive Design / Planning
400 Marine Street, Carriage House
Boulder, CO 80302
tel 720.398.3030 fax 720.398.3035
info@studiotectonic.com

Prepared for:
**City of Thornton
Fire Department**

Project:
Thornton Fire Museum

Project Phase:
Schematic Design

Sheet Title:
Graphic Schedule

Revisions:
No. Date Description

Project Team:
Project Manager: SF
Designer: JE, SF

© Studio Tectonic LLC. All rights reserved. No part of this document may be reproduced or utilized in any form without prior written authorization from Studio Tectonic LLC. This document serves as a device to communicate design intent only. Fabrication and installation of the products represented herein will be derived from shop drawings produced by the contracted fabricator.

BUYOUT ITEM SCHEDULE

Exhibit Code	Owner or EX Fabricator	Exhibit Name	Description
Arrival / Orientation			
AO3.EX1	Owner	Retail Area	Mobile Retail Kiosk (Gear Lockers)
AO3.EX2	Owner	Retail Area	Wall Retail Display (Gear Lockers)
AO1.EX1	Owner	Information Desk	Existing Information Desk (By Owner)
Fighting Fires, Helping Health			
FF7.EX2	Owner	Engine 508	Tensabarrier
Life at the Station			
LS3.EX2	Owner	Gear Try-on	Mirror
LS3.EX3	Fabricator	Gear Try-on	Wall Mounted Gear Lockers



City of Thornton
Fire Department



STUDIO TECTONIC
Exhibition & Interpretive Design / Planning
400 Marine Street, Carriage House
Boulder, CO 80302
tel 720.398.3030 fax 720.398.3035
info@studiotectonic.com

Prepared for:
**City of Thornton
Fire Department**

Project:
Thornton Fire Museum

Project Phase:
Schematic Design

Sheet Title:
Buyout Item Schedule

Revisions:
No. Date Description

Project Team:
Project Manager: SF
Designer: JE, SF

© Studio Tectonic LLC. All rights reserved. No part of this document may be reproduced or utilized in any form without prior written authorization from Studio Tectonic LLC. This document serves as a device to communicate design intent only. Fabrication and installation of the products represented herein will be derived from shop drawings produced by the contracted fabricator.

Page 4 of 64

Sheet Issue Date: April 17, 2026 Project Number: 26TFM01

- P.x** Paint (match as required for product usage)
- L.x** Laminate (use specified product)
- V.x** Vinyl (use specified product)
- FL.x** Flooring (use specified product or matched substitution)

P.1 Sherwin Williams
SW-6258
Tricorn Black
Satin Finish



P.2 Sherwin Williams
SW-6255
Morning Fog
Satin Finish




P.3 Sherwin Williams
SW-6090
Java
Satin Finish




P.4 Sherwin Williams
SW-6608
Rave Red
Satin Finish




P.5 Rosco TV Paint
5735
TV White
Matte Finish




L.1 Wilsonart
D307-60
Hollyberry
Matte Finish




L.2 Octolam or Equiv.
1117GP
Marigold
Matte Finish



L.3 Wilsonart
7943K-07
Colombian Walnut
Textured Gloss



V.1 Gerber
220 High
Performance Vinyl
Matte White



V.2 Gerber
220 High
Performance Vinyl
Matte Black



FL.1 Inverness Travertine
22 MIL x 11.9 in. W x 23.8 in. L
Click Lock Waterproof Vinyl Tile
Flooring



Digital Printing and Outputs

Graphic Printing Production Methodologies

Printing approaches have been broken down into the following types and are referenced throughout this document.

Descriptions of Typical Graphic Treatments:

Graphic Type (GT) 1:

- Digital print with low luster over laminate, adhered as req'd

Graphic Type (GT) 3:

- Digital high pressure laminate, 1/2" thk, chamfered edge

Graphic Type (GT) 5:

- Digital print on opaque banner material



City of Thornton
Fire Department



STUDIO TECTONIC
Exhibition & Interpretive Design / Planning
400 Marine Street, Carriage House
Boulder, CO 80302
tel 720.398.3030 fax 720.398.3035
info@studiotectonic.com

Prepared for:
**City of Thornton
Fire Department**

Project:
Thornton Fire Museum

Project Phase:
Schematic Design

Sheet Title:
Finishes and Graphics

Revisions:
No. Date Description

Project Team:
Project Manager: SF
Designer: JE, SF


© Studio Tectonic LLC. All rights reserved. No part of this document may be reproduced or utilized in any form without prior written authorization from Studio Tectonic LLC. This document serves as a device to communicate design intent only. Fabrication and installation of the products represented herein will be derived from shop drawings produced by the contracted fabricator.

Page 5 of 64

Sheet Issue Date: April 17, 2026 Project Number: 26TFM01

Throughout this exhibition document, and all associated schedules, content documents, graphic files, and appendices, the following nomenclature provides an organizational structure. This convention allows for all parties and disciplines to understand and track all aspects of the museum's displays in a clear and coherent method.

AOI.EXI.I - GRI.I



TFM Gallery Codes
The primary spatial organization of the museum

- AO** Arrival / Orientation
- KN** Kitchen
- HT** The Heart of Thornton
- LS** Life at the Station
- FS** Be Fire Safe
- FF** Fighting Fires, Helping Health
- FR** Thornton in Pictures (Flex Room)

Exhibit (within a Gallery)
Particular exhibit components within a gallery, and associated elements

NOTE: All Elements are connected to an Exhibit

- XX0.EX0** Exhibit (RED)
- XX0.EX0** Buyout Item (YELLOW)

Element Codes
Elements are the particular item, by type of manufacturing, production, or part within an Exhibit

- XX0.EX0-GR0** GR - Graphic (GREEN)
Printed graphic of any type, presented in plan, elevations and throughout Content Documents
- XX0.EX0-ME0** ME - Media Item (BLUE)
Electronic element, see media appendix for details
- XX0.EX0-CA0** CA - Display Case (BLACK)
Electronic element, see media appendix for details
- XX0.EX0-AR0** AR - Artifact/Object (BROWN)
Designation of a TFD artifact/object for placement within a designated gallery and exhibit



City of Thornton
Fire Department



STUDIO TECTONIC
Exhibition & Interpretive Design / Planning
400 Marine Street, Carriage House
Boulder, CO 80302
tel 720.398.3030 fax 720.398.3035
info@studiotectonic.com

Prepared for:
**City of Thornton
Fire Department**

Project:
Thornton Fire Museum

Project Phase:
Schematic Design

Sheet Title:
Nomenclature & Notation

Revisions:
No. Date Description

Project Team:
Project Manager: SF
Designer: JE, SF

© Studio Tectonic LLC. All rights reserved. No part of this document may be reproduced or utilized in any form without prior written authorization from Studio Tectonic LLC. This document serves as a device to communicate design intent only. Fabrication and installation of the products represented herein will be derived from shop drawings produced by the contracted fabricator.

Page 6 of 64

Sheet Issue Date: April 17, 2026 Project Number: 26TFM01



City of Thornton
Fire Department

aw

STUDIO TECTONIC
Exhibition & Interpretive Design / Planning
400 Marine Street, Carriage House
Boulder, CO 80302
tel 720.398.3030 fax 720.398.3035
info@studiotectonic.com

Prepared for:
**City of Thornton
Fire Department**

Project:
Thornton Fire Museum

Project Phase:
Schematic Design

Sheet Title:
Thematic Plan

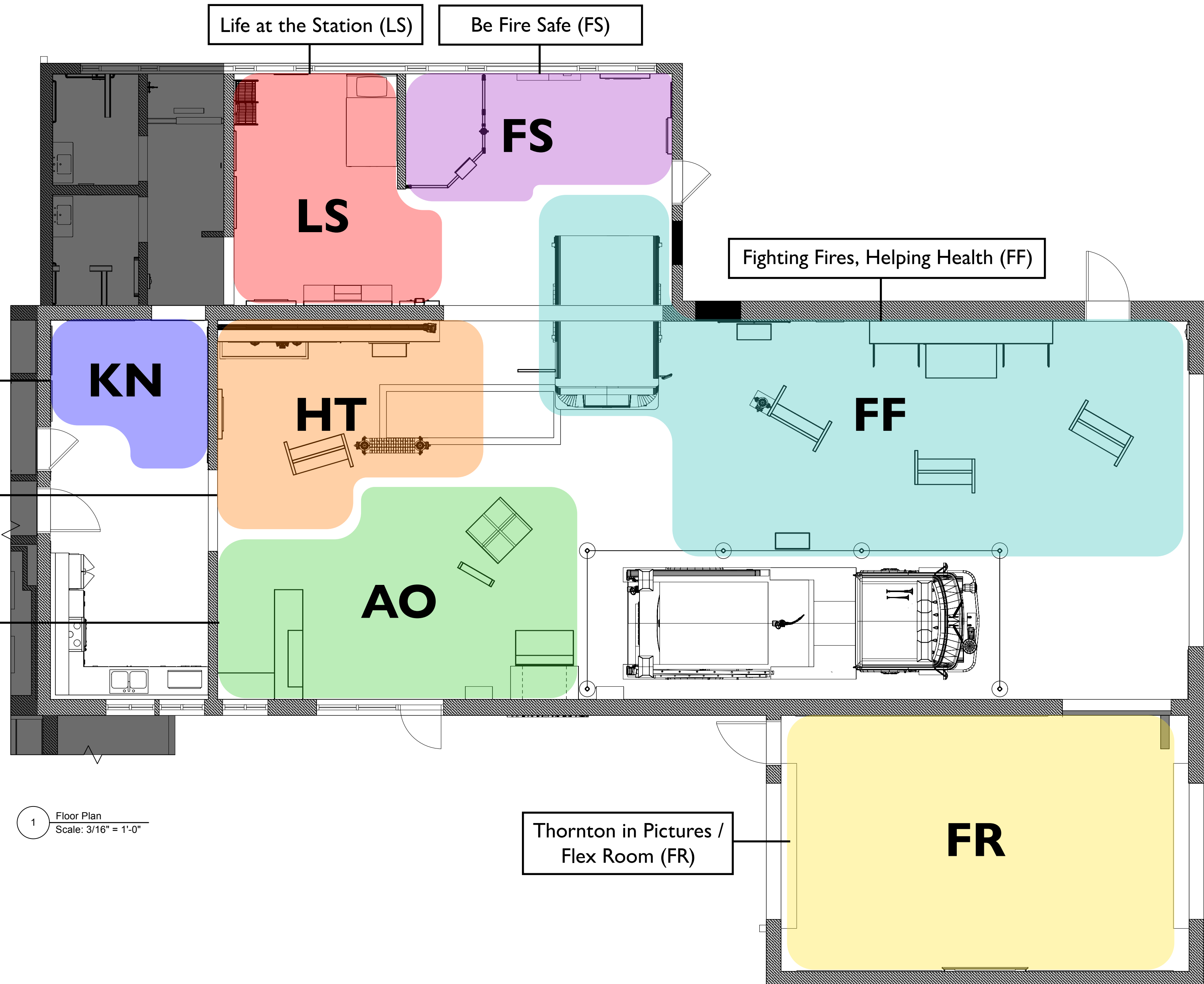
Revisions:
No. Date Description

Project Team:
Project Manager: SF
Designer: JE, SF

© Studio Tectonic LLC. All rights reserved. No part of this document may be reproduced or utilized in any form without prior written authorization from Studio Tectonic LLC. This document serves as a device to communicate design intent only. Fabrication and installation of the products represented herein will be derived from shop drawings produced by the contracted fabricator.

Page 7 of 64

Sheet Issue Date: April 17, 2026 Project Number: 26TFM01



Kitchen - The Heart of the Station (KN)

The Heart of Thornton (HT)

Arrival / Orientation (AO)

Life at the Station (LS)

Be Fire Safe (FS)

Fighting Fires, Helping Health (FF)

Thornton in Pictures / Flex Room (FR)

1 Floor Plan
Scale: 3/16" = 1'-0"



City of Thornton
Fire Department



STUDIO TECTONIC
Exhibition & Interpretive Design / Planning
400 Marine Street, Carriage House
Boulder, CO 80302
tel 720.398.3030 fax 720.398.3035
info@studiotectonic.com

Prepared for:
**City of Thornton
Fire Department**

Project:
Thornton Fire Museum

Project Phase:
Schematic Design



1 Floor Plan
Scale: 3/16" = 1'-0"

Sheet Title:
Exhibit Elements Plan

No.	Date	Description

Project Team:
Project Manager: SF
Designer: JE, SF

© Studio Tectonic LLC. All rights reserved. No part of this document may be reproduced or utilized in any form without prior written authorization from Studio Tectonic LLC. This document serves as a device to communicate design intent only. Fabrication and installation of the products represented herein will be derived from shop drawings produced by the contracted fabricator.



City of Thornton
Fire Department



STUDIO TECTONIC
Exhibition & Interpretive Design / Planning
400 Marine Street, Carriage House
Boulder, CO 80302
tel 720.398.3030 fax 720.398.3035
info@studiotectonic.com

Prepared for:
**City of Thornton
Fire Department**

Project:
Thornton Fire Museum

Project Phase:
Schematic Design

Sheet Title:
Media Location Plan

No.	Date	Description

Project Team:
Project Manager: SF
Designer: JE, SF

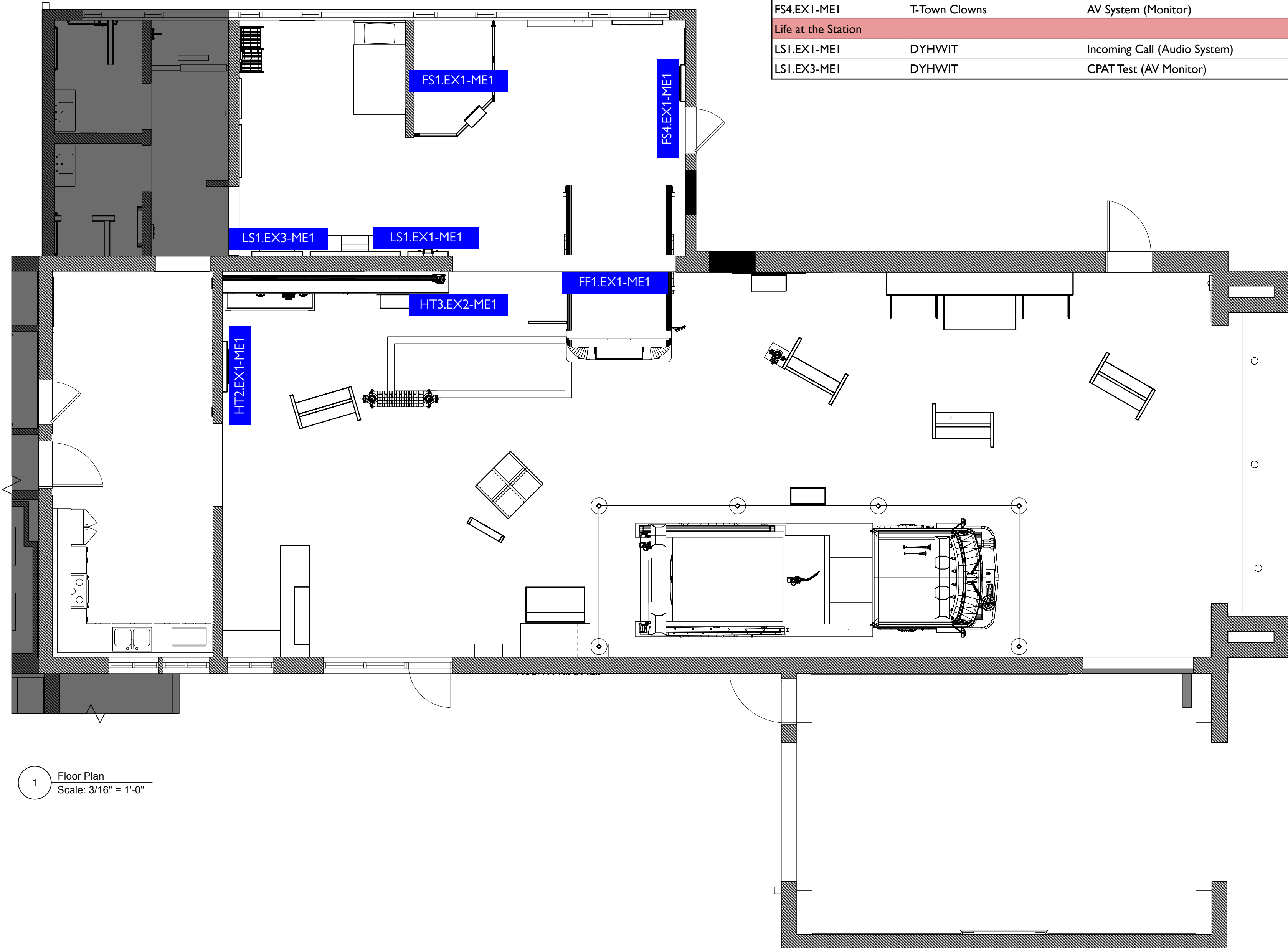
© Studio Tectonic LLC. All rights reserved. No part of this document may be reproduced or utilized in any form without prior written authorization from Studio Tectonic LLC. This document serves as a device to communicate design intent only. Fabrication and installation of the products represented herein will be derived from shop drawings produced by the contracted fabricator.

Page 9 of 64

Sheet Issue Date: April 17, 2026 Project Number: 26TFM01

MEDIA SCHEDULE

The Heart of Thornton		
HT2.EX1-ME1	Key Individuals	AV System (Touchscreen monitor mounted to wall)
HT3.EX2-ME1	Ken Freiberg	AV System (Monitor mounted to hut to display media)
Fighting Fires, Helping Health		
FF1.EX1-ME1	Ride along with TFD	AV System (Monitor or Projection)
Be Fire Safe		
FS1.EX1-ME1	Fire Extinguisher Fun	AV System (Pyrosoft)
FS4.EX1-ME1	T-Town Clowns	AV System (Monitor)
Life at the Station		
LS1.EX1-ME1	DYHWIT	Incoming Call (Audio System)
LS1.EX3-ME1	DYHWIT	CPAT Test (AV Monitor)



1 Floor Plan
Scale: 3/16" = 1'-0"



City of Thornton
Fire Department



STUDIO TECTONIC
Exhibition & Interpretive Design / Planning
400 Marine Street, Carriage House
Boulder, CO 80302
tel 720.398.3030 fax 720.398.3035
info@studiotectonic.com

Prepared for:
**City of Thornton
Fire Department**

Project:
Thornton Fire Museum

Project Phase:
Schematic Design

Sheet Title:
Electrical Plan

Revisions:	No.	Date	Description

Project Team:
Project Manager: SF
Designer: JE, SF

© Studio Tectonic LLC. All rights reserved. No part of this document may be reproduced or utilized in any form without prior written authorization from Studio Tectonic LLC. This document serves as a device to communicate design intent only. Fabrication and installation of the products represented herein will be derived from shop drawings produced by the contracted fabricator.

Page 10 of 64

Sheet Issue Date: April 17, 2026 Project Number: 26TFM01

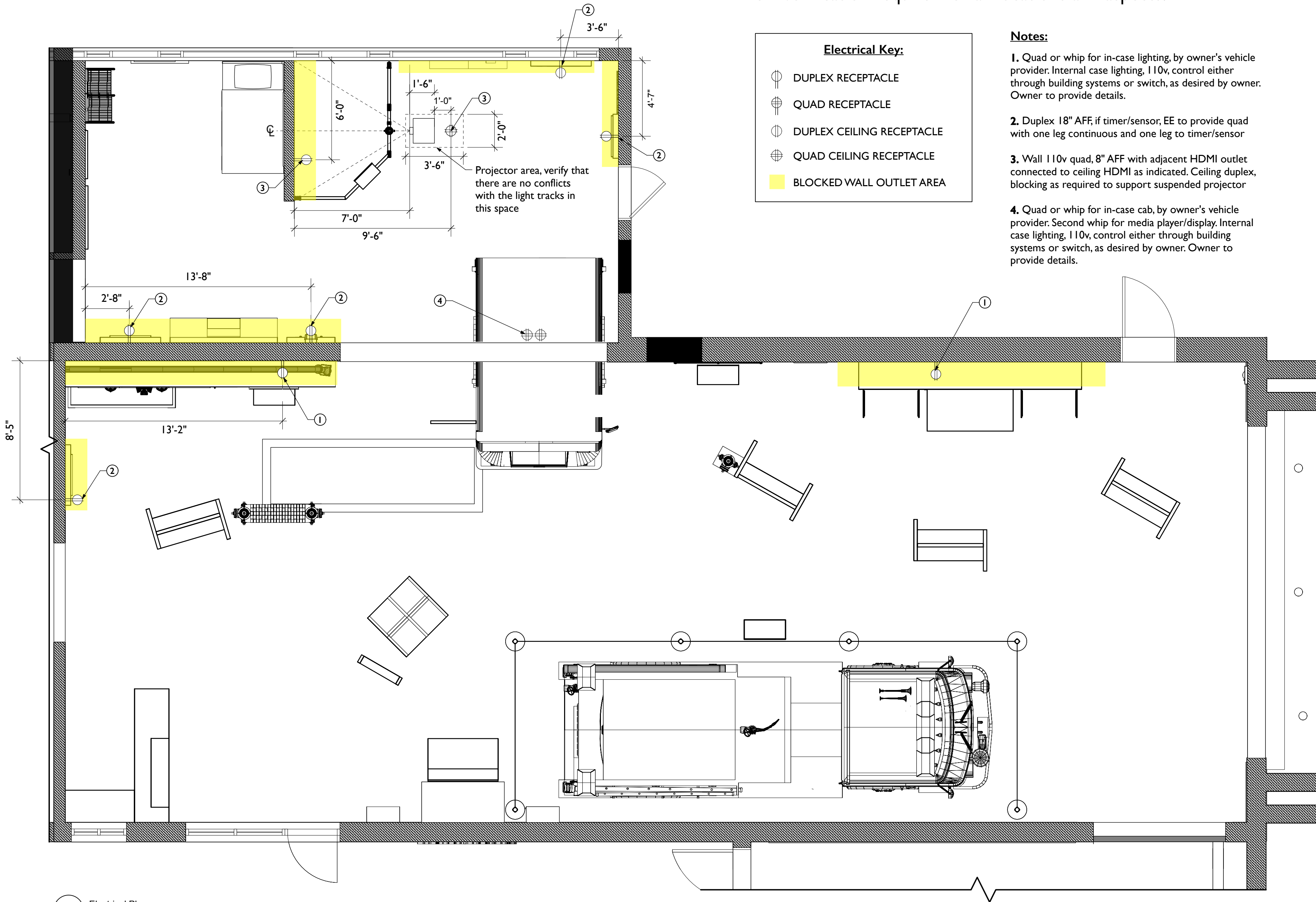
Coordination Only – See Arch/Engineering drawings and field verification required for all locations and aspects.

Electrical Key:

- ⊙ DUPLEX RECEPTACLE
- ⊕ QUAD RECEPTACLE
- ⊙ DUPLEX CEILING RECEPTACLE
- ⊕ QUAD CEILING RECEPTACLE
- BLOCKED WALL OUTLET AREA

Notes:

1. Quad or whip for in-case lighting, by owner's vehicle provider. Internal case lighting, 110v, control either through building systems or switch, as desired by owner. Owner to provide details.
2. Duplex 18" AFF, if timer/sensor, EE to provide quad with one leg continuous and one leg to timer/sensor
3. Wall 110v quad, 8" AFF with adjacent HDMI outlet connected to ceiling HDMI as indicated. Ceiling duplex, blocking as required to support suspended projector
4. Quad or whip for in-case cab, by owner's vehicle provider. Second whip for media player/display. Internal case lighting, 110v, control either through building systems or switch, as desired by owner. Owner to provide details.



1 Electrical Plan
Scale: 1/4" = 1'-0"



City of Thornton
Fire Department



STUDIO TECTONIC
Exhibition & Interpretive Design / Planning
400 Marine Street, Carriage House
Boulder, CO 80302
tel 720.398.3030 fax 720.398.3035
info@studiotectonic.com

Prepared for:
**City of Thornton
Fire Department**

Project:
Thornton Fire Museum

Project Phase:
Schematic Design

Sheet Title:
Circulation Plan

Revisions:
No. Date Description

Project Team:
Project Manager: SF
Designer: JE, SF

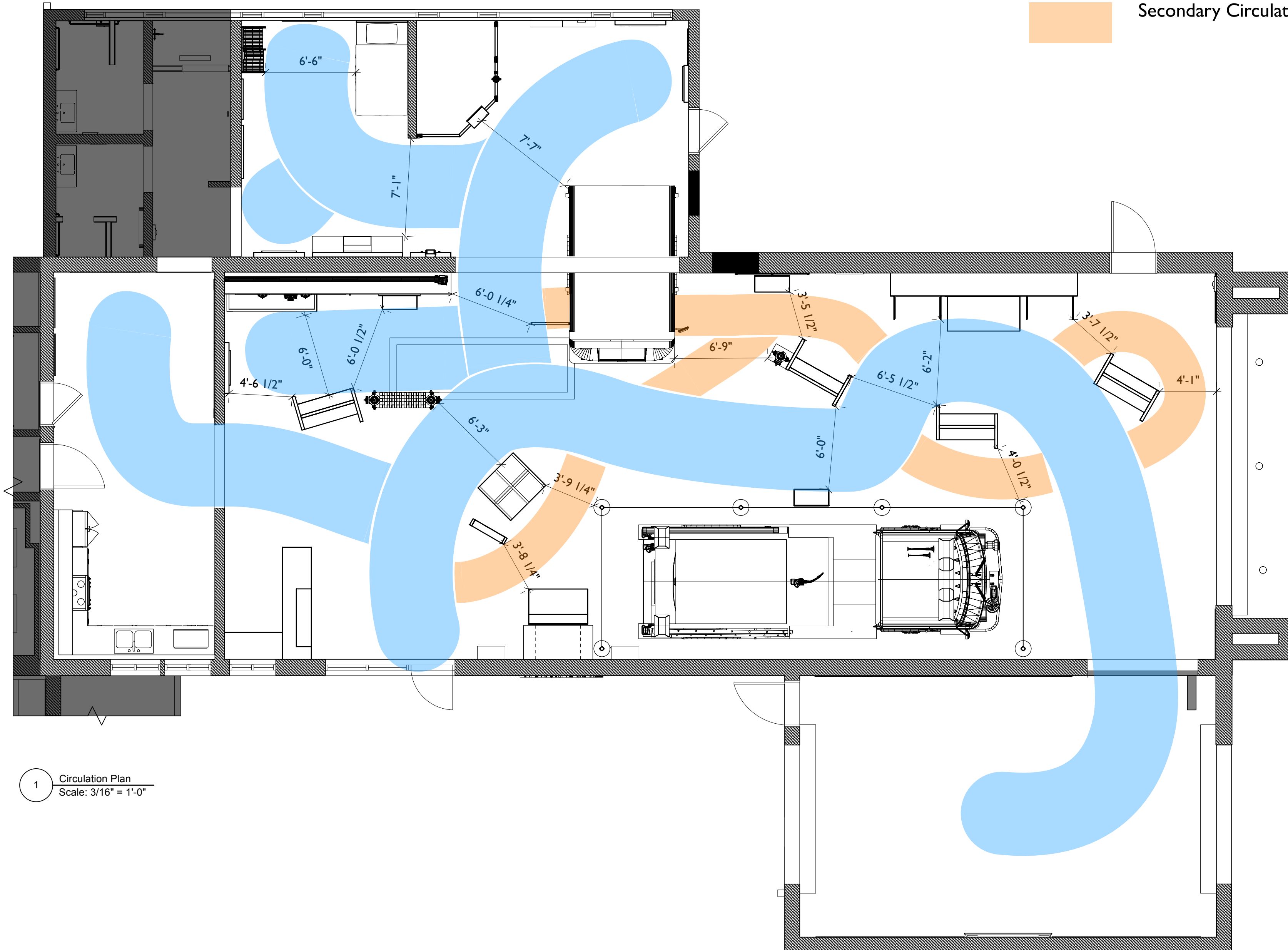
© Studio Tectonic LLC. All rights reserved. No part of this document may be reproduced or utilized in any form without prior written authorization from Studio Tectonic LLC. This document serves as a device to communicate design intent only. Fabrication and installation of the products represented herein will be derived from shop drawings produced by the contracted fabricator.

Page 11 of 64

Sheet Issue Date: April 17, 2026 Project Number: 26TFM01

Primary Circulation (6')

Secondary Circulation (3' MIN)



1 Circulation Plan
Scale: 3/16" = 1'-0"



City of Thornton
Fire Department

aw

STUDIO TECTONIC
Exhibition & Interpretive Design / Planning
400 Marine Street, Carriage House
Boulder, CO 80302
tel 720.398.3030 fax 720.398.3035
info@studiotectonic.com

Prepared for:
**City of Thornton
Fire Department**

Project:
Thornton Fire Museum

Project Phase:
Schematic Design

Sheet Title:
Exhibit Location Plan

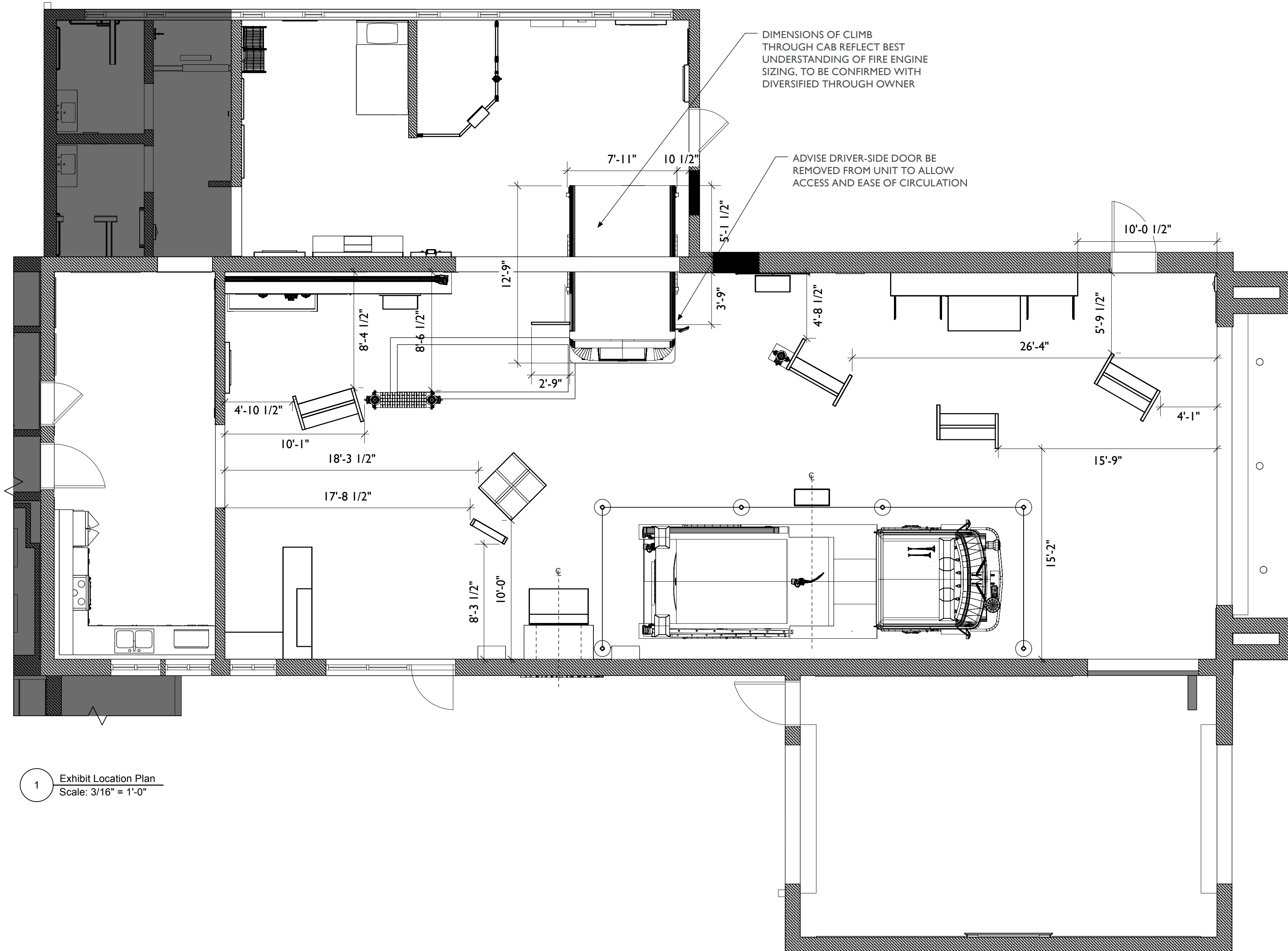
Revisions:	No.	Date	Description

Project Team:
Project Manager: SF
Designer: JE, SF

© Studio Tectonic LLC. All rights reserved. No part of this document may be reproduced or utilized in any form without prior written authorization from Studio Tectonic LLC. This document serves as a device to communicate design intent only. Fabrication and installation of the products represented herein will be derived from shop drawings produced by the contracted fabricator.

Page 12 of 64

Sheet Issue Date: April 17, 2026 Project Number: 26TFM01



1 Exhibit Location Plan
Scale: 3/16" = 1'-0"



City of Thornton
Fire Department

aw

STUDIO TECTONIC
Exhibition & Interpretive Design / Planning
400 Marine Street, Carriage House
Boulder, CO 80302
tel 720.398.3030 fax 720.398.3035
info@studiotectonic.com

Prepared for:
**City of Thornton
Fire Department**

Project:
Thornton Fire Museum

Project Phase:
Schematic Design

Sheet Title:
Graphic Panel Typical

Revisions:

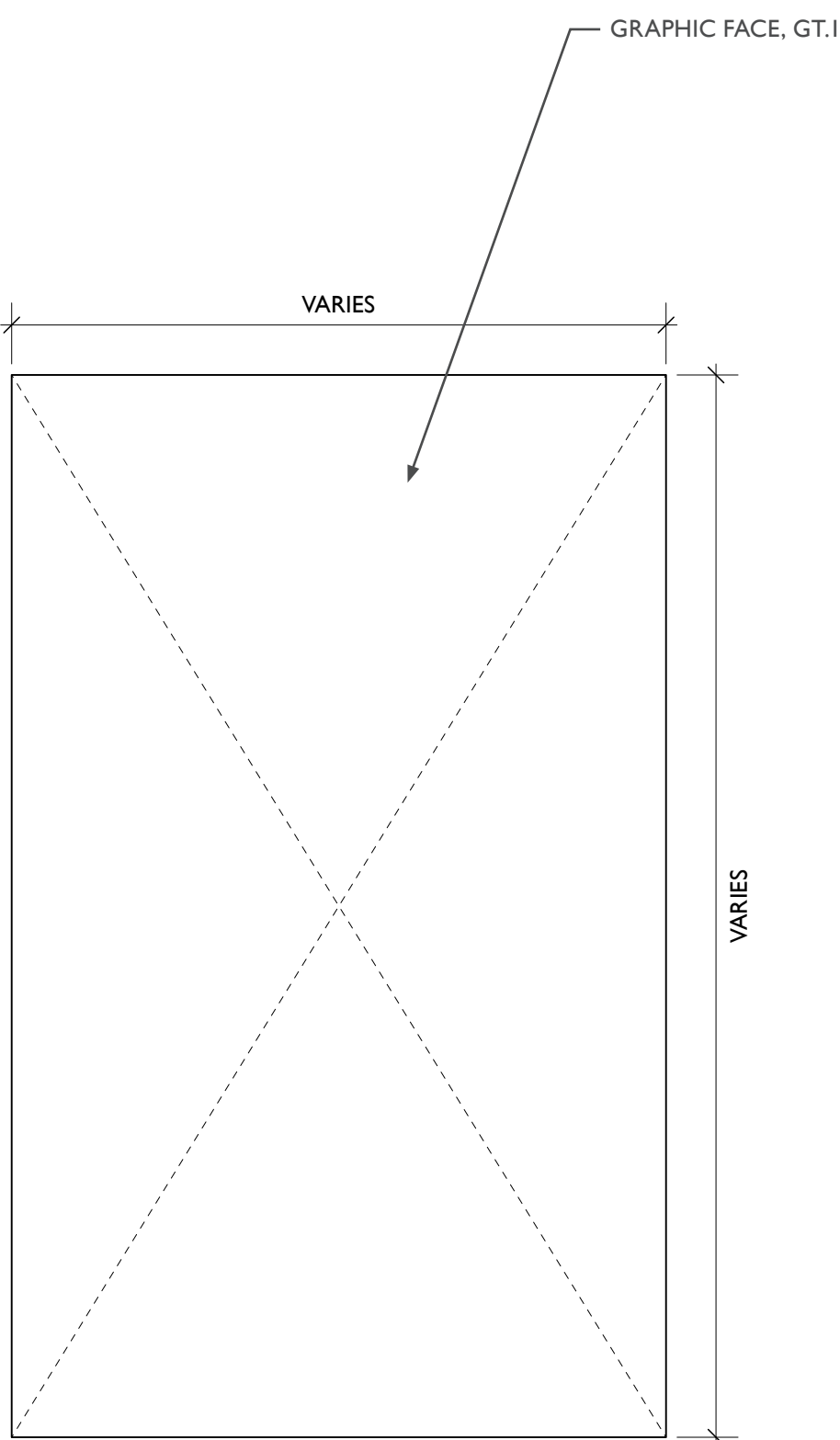
No.	Date	Description

Project Team:
Project Manager: SF
Designer: JE, SF

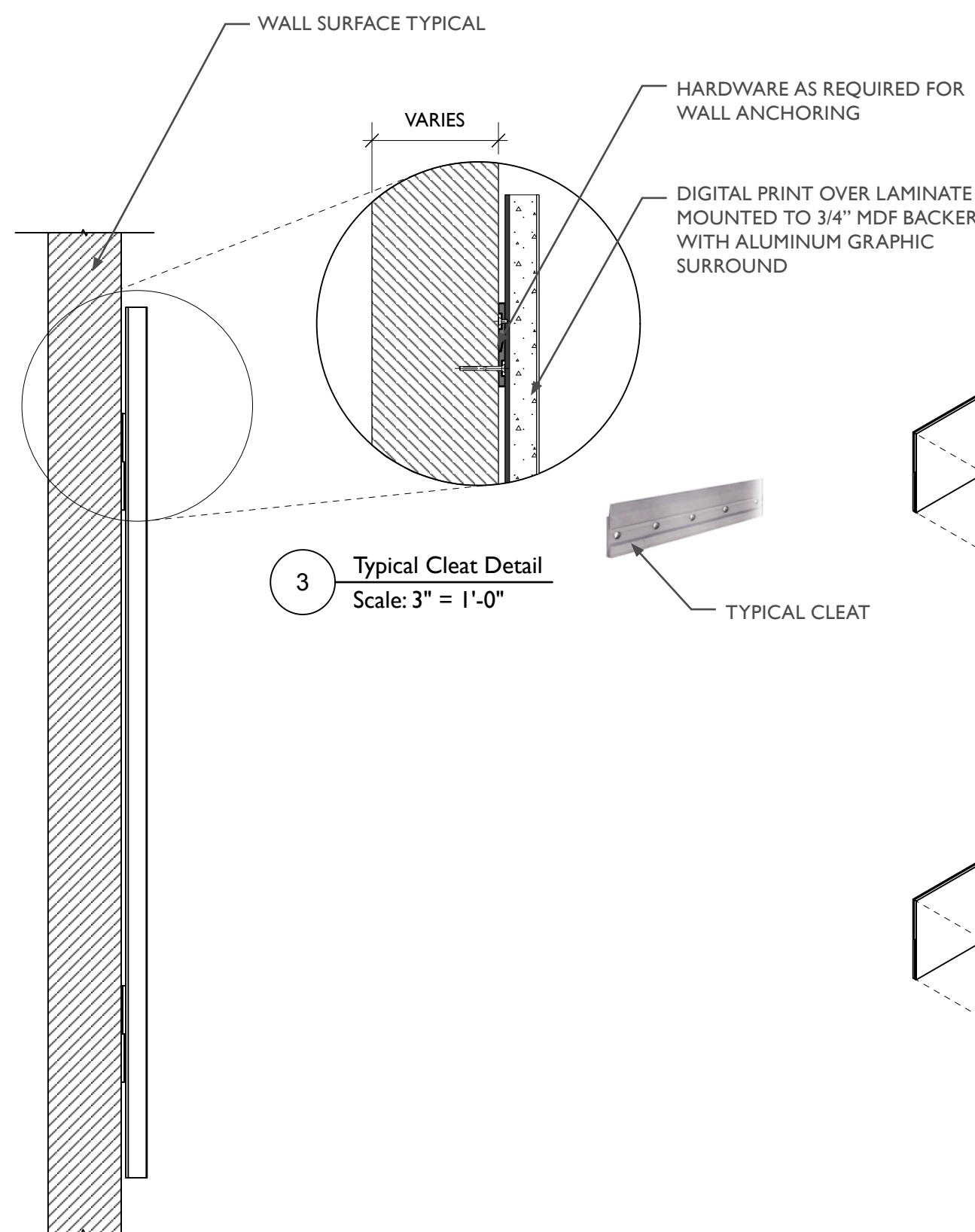
© Studio Tectonic LLC. All rights reserved. No part of this document may be reproduced or utilized in any form without prior written authorization from Studio Tectonic LLC. This document serves as a device to communicate design intent only. Fabrication and installation of the products represented herein will be derived from shop drawings produced by the contracted fabricator.

Page 13 of 64

Sheet Issue Date: April 17, 2026 Project Number: 26TFM01

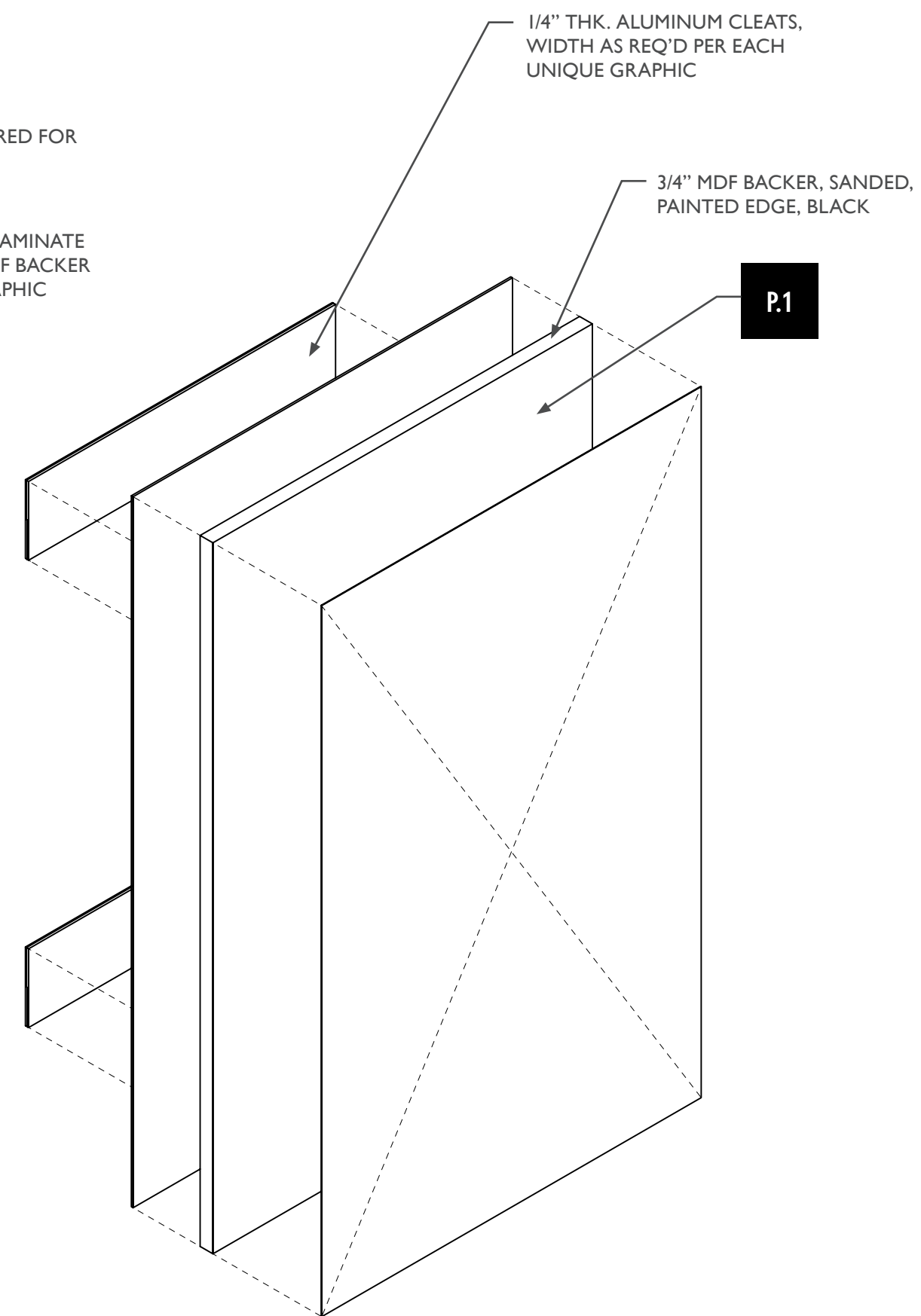



1 Wall Graphic Typical, Front View
Scale: 2" = 1'-0"



2 Wall Graphic Typical, Side View
Scale: 2" = 1'-0"

3 Typical Cleat Detail
Scale: 3" = 1'-0"



4 Vertical / Wall Graphic Edge Capture Typical
Scale: 2" = 1'-0"

HANGING GRAPHIC TYPICAL



City of Thornton
Fire Department

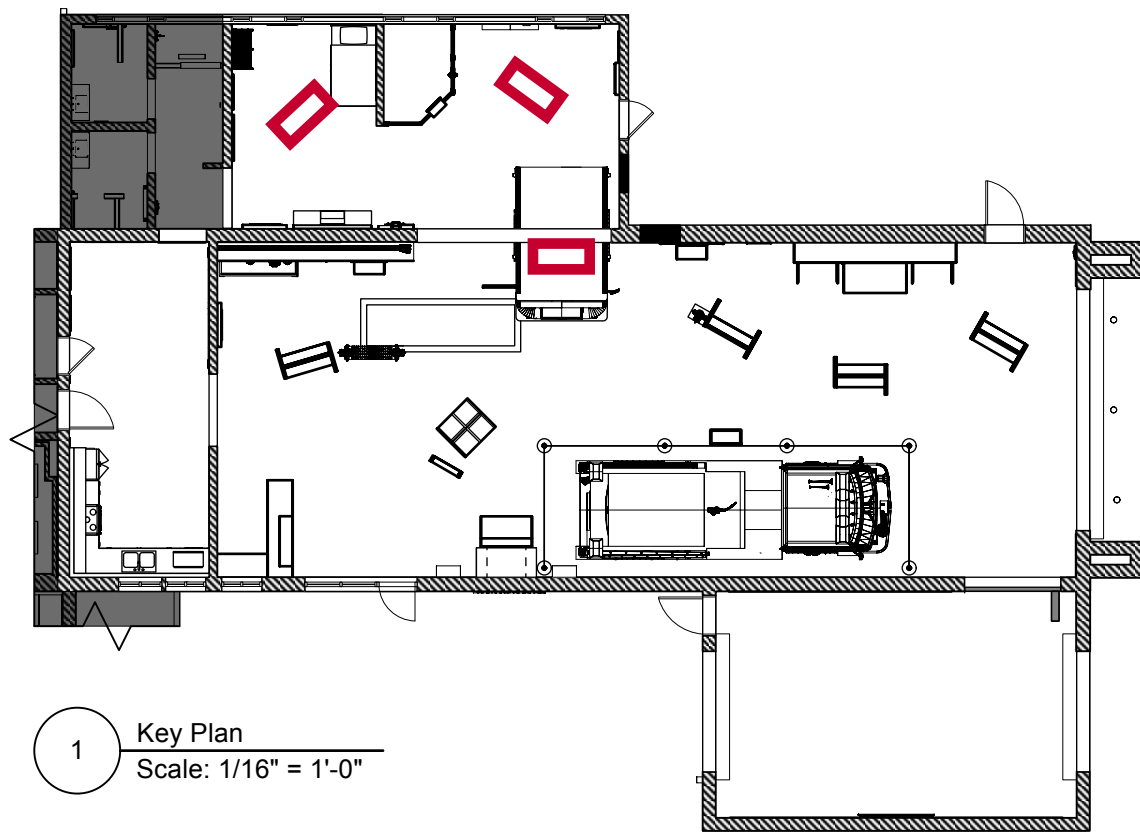
aw

STUDIO TECTONIC
Exhibition & Interpretive Design / Planning
400 Marine Street, Carriage House
Boulder, CO 80302
tel 720.398.3030 fax 720.398.3035
info@studiotectonic.com

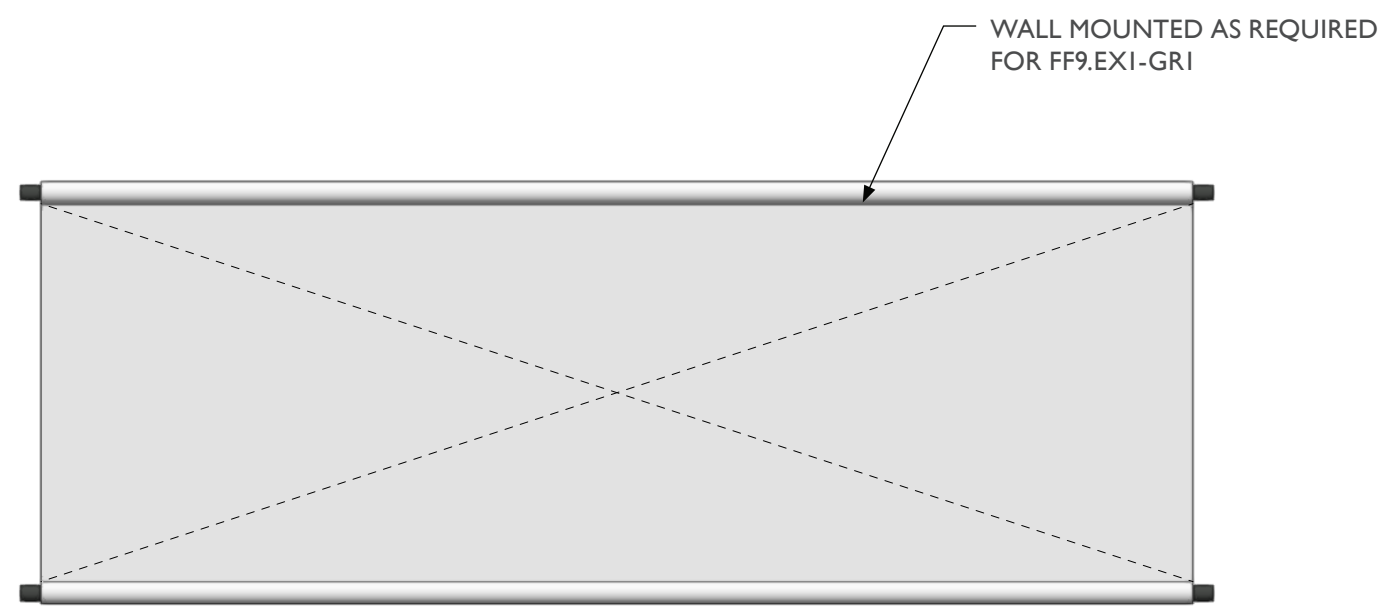
Prepared for:
**City of Thornton
Fire Department**

Project:
Thornton Fire Museum

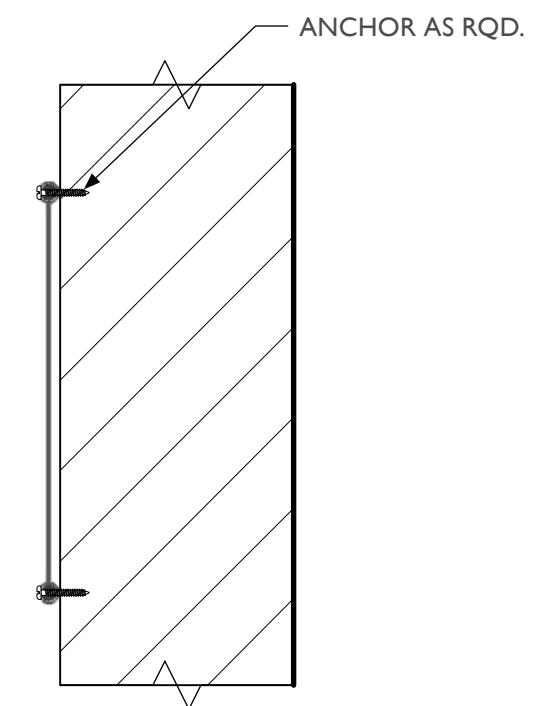
Project Phase:
Schematic Design



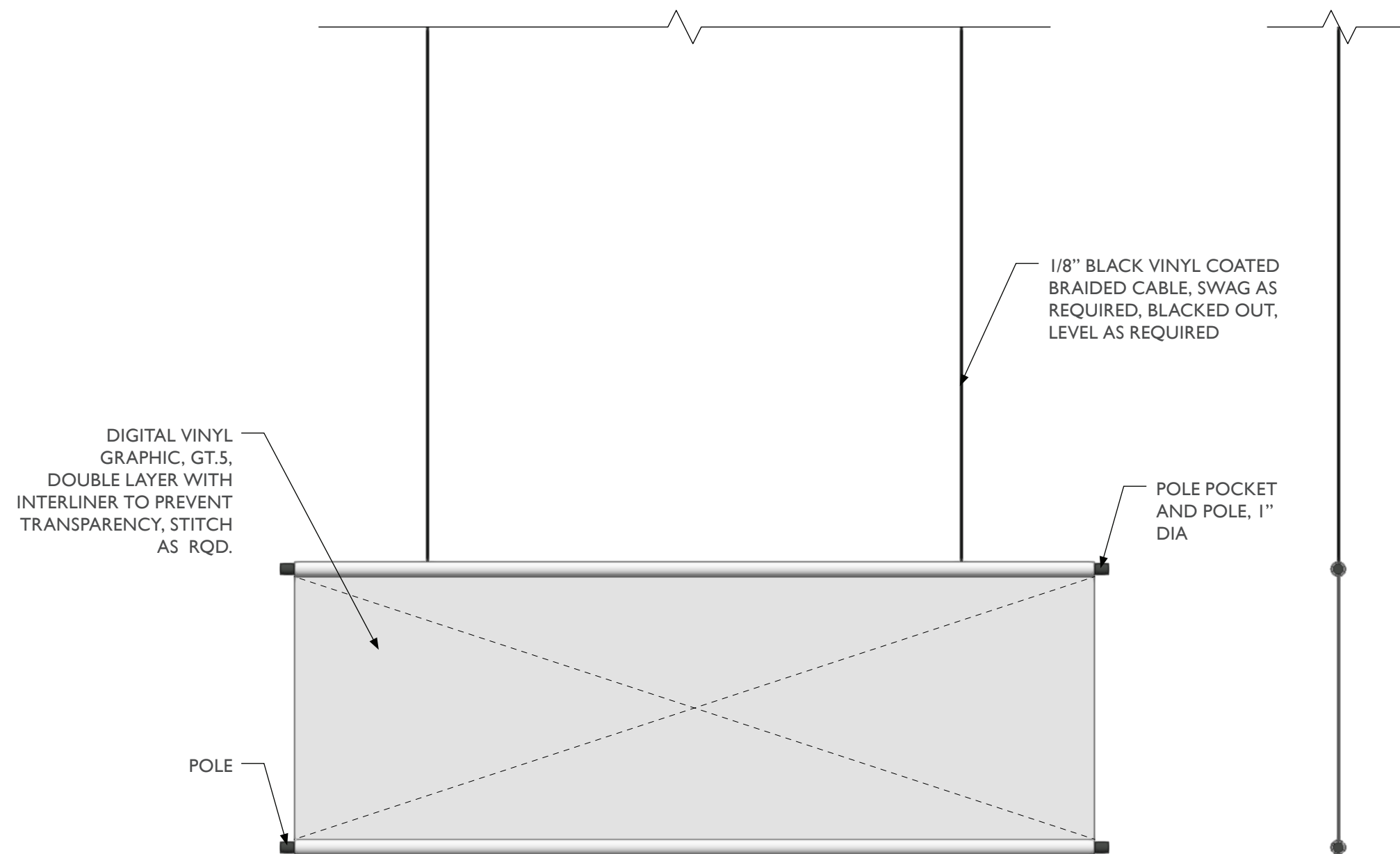
1 Key Plan
Scale: 1/16" = 1'-0"



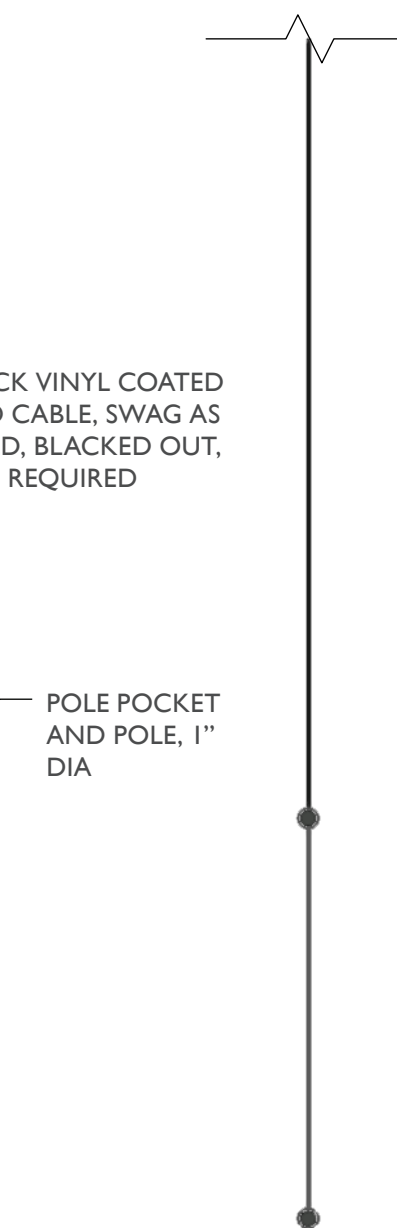
4 Wall Mounted Vinyl Banner Typical, Front View
Scale: 2" = 1'-0"



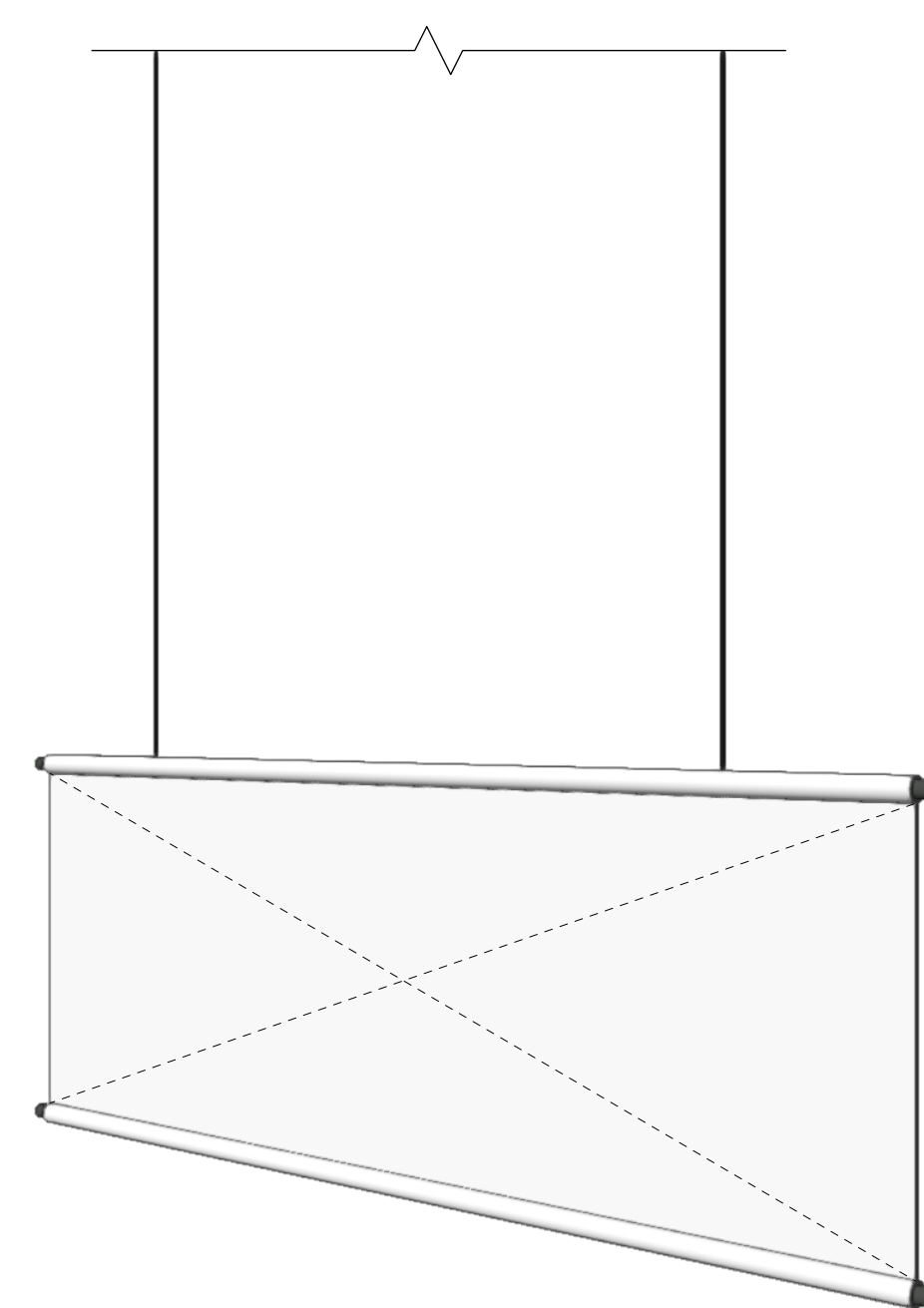
5 Wall Mounted Vinyl Banner Typical, Side View
Scale: 2" = 1'-0"



1 Hanging Vinyl Banner Typical, Front View
Scale: 2" = 1'-0"



2 Hanging Vinyl Banner Typical, Side View
Scale: 2" = 1'-0"



3 Hanging Vinyl Banner Typical, Perspective View
Scale: 1/4" = 1'-0"

Sheet Title:
Hanging Graphic Typical

Project Team:
Project Manager: SF
Designer: JE, SF

© Studio Tectonic LLC. All rights reserved. No part of this document may be reproduced or utilized in any form without prior written authorization from Studio Tectonic LLC. This document serves as a device to communicate design intent only. Fabrication and installation of the products represented herein will be derived from shop drawings produced by the contracted fabricator.

Page 14 of 64

Sheet Issue Date: April 17, 2026 Project Number: 26TFM01

MOBILE KIOSK STRUCTURE TYPICAL



City of Thornton
Fire Department

aw

STUDIO TECTONIC
Exhibition & Interpretive Design / Planning
400 Marine Street, Carriage House
Boulder, CO 80302
tel 720.398.3030 fax 720.398.3035
info@studiotectonic.com

Prepared for:
**City of Thornton
Fire Department**

Project:
Thornton Fire Museum

Project Phase:
Schematic Design

Sheet Title:
Mobile Kiosk Structure Typical

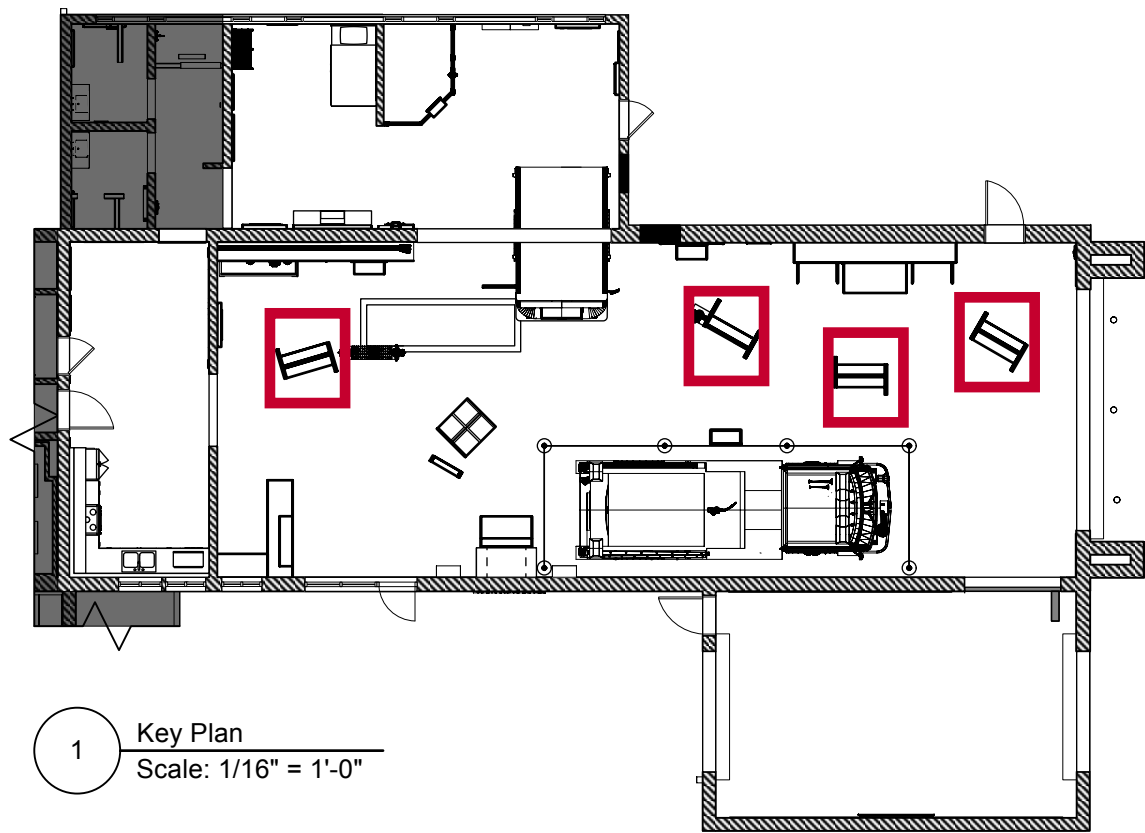
Project Team:
Project Manager: SF
Designer: JE, SF

© Studio Tectonic LLC. All rights reserved. No part of this document may be reproduced or utilized in any form without prior written authorization from Studio Tectonic LLC. This document serves as a device to communicate design intent only. Fabrication and installation of the products represented herein will be derived from shop drawings produced by the contracted fabricator.

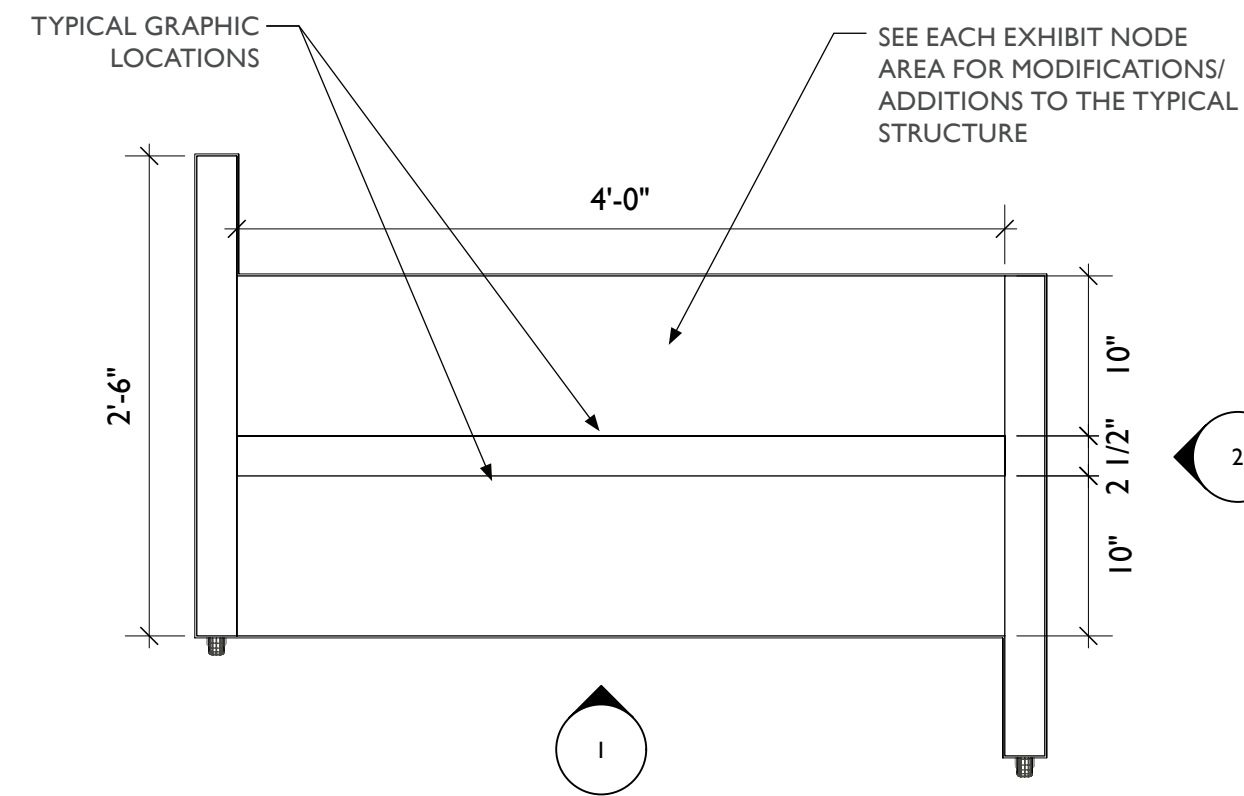
Page 15 of 64

Sheet Issue Date: April 17, 2026 Project Number: 26TFM01

EX.15



1 Key Plan
Scale: 1/16" = 1'-0"



3 Mobile Kiosk Typical, Top View
Scale: 1" = 1'-0"

4 Mobile Kiosk Typical, Perspective View
Scale: 1/4" = 1'-0"

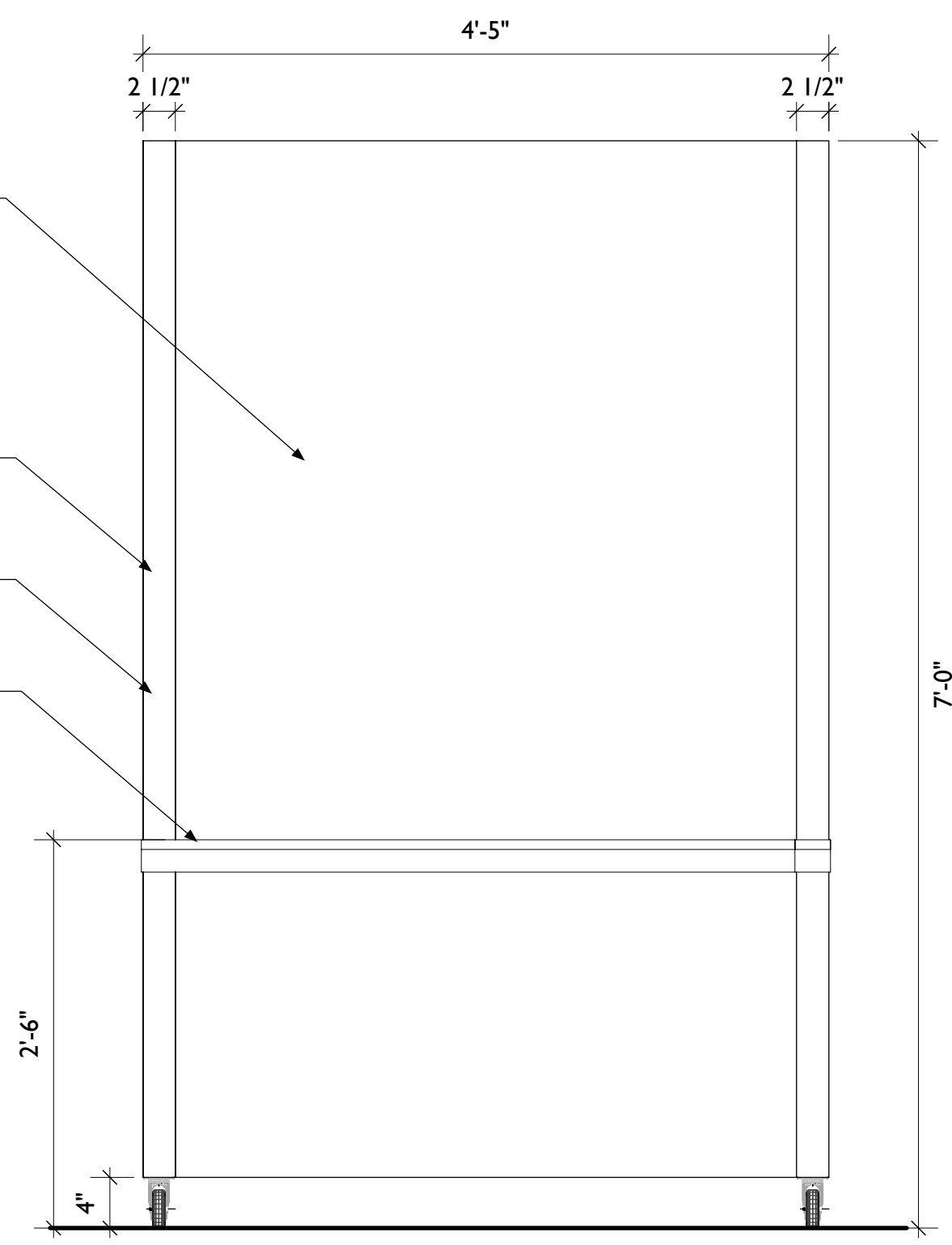
LOCKABLE CASTER
WHEELS AS REQ'D

TYPICAL GRAPHIC
LOCATION, GT.1


LAMINATE, SEE DETAILS FOR
L.X SPECIFICATION

MDF, HOLLOW
CONSTRUCTION OR EQUIV.

VINYL BANDS TO BE APPLIED
TO SURFACE, TWO COLORS
(V.1 AND V.2)

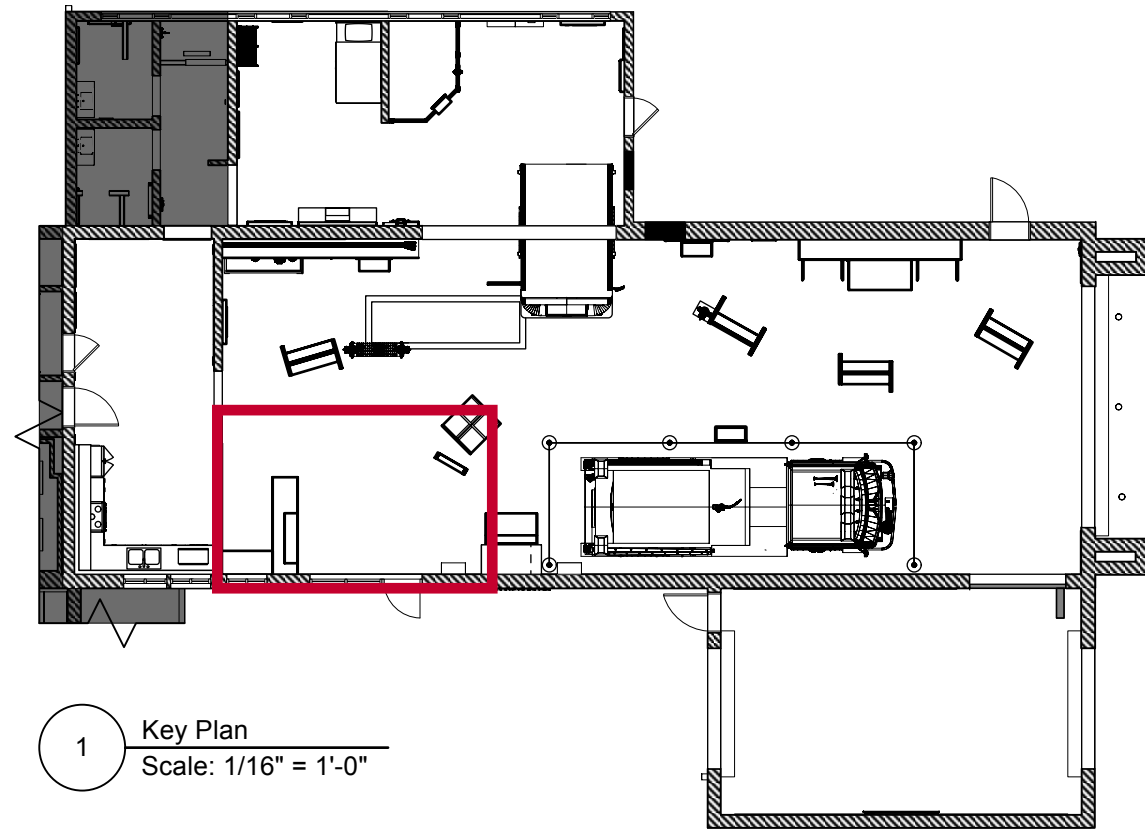


1 Mobile Kiosk Typical, Front View
Scale: 1" = 1'-0"



2 Mobile Kiosk Typical, Side View
Scale: 1" = 1'-0"

ARRIVAL / ORIENTATION — KEY PLAN



1 Key Plan
Scale: 1/16" = 1'-0"

BUYOUT SCHEDULE

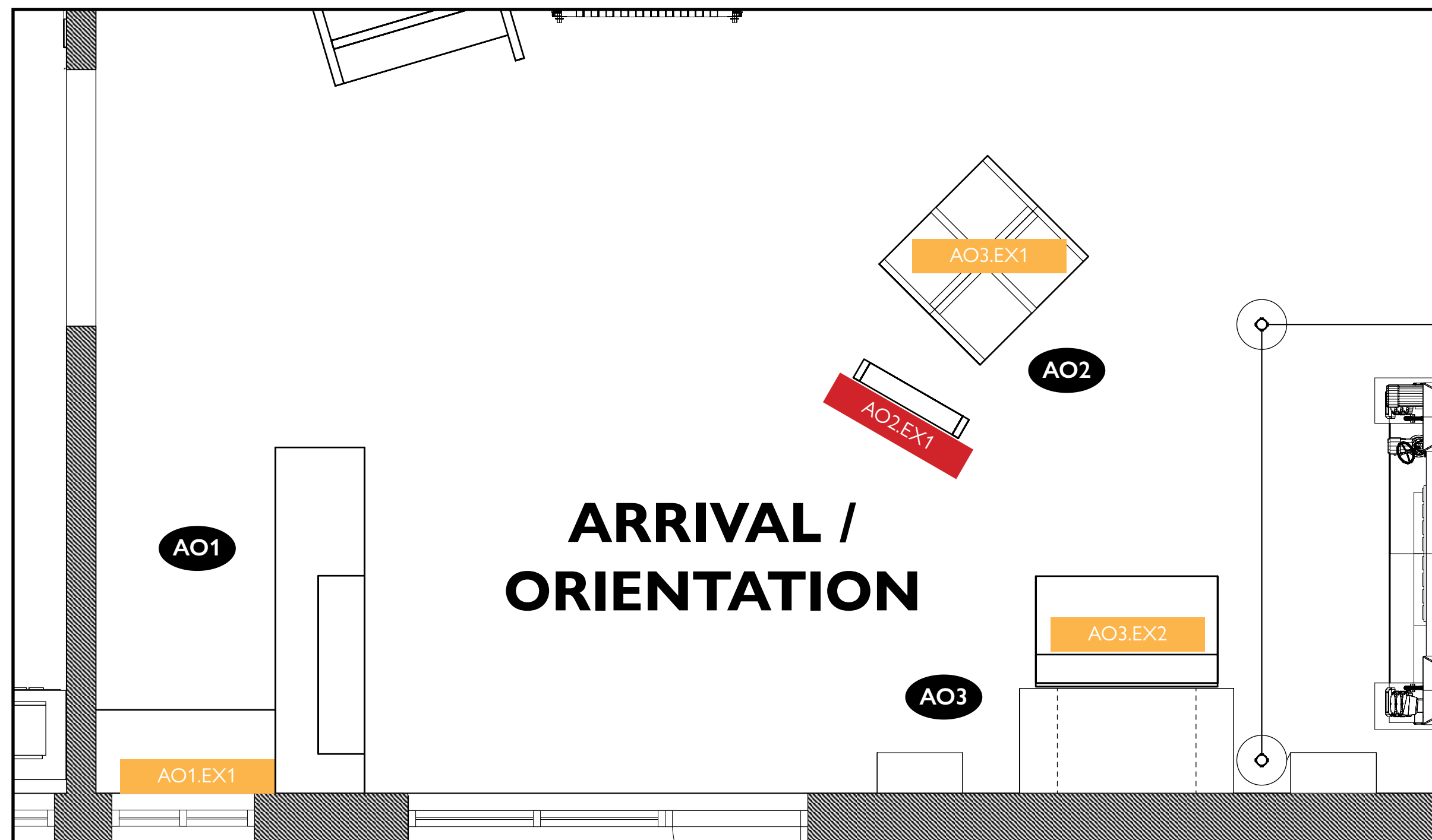
Arrival / Orientation			
AO3.EX1	Owner	Retail Area	Mobile Retail Kiosk (Gear Lockers)
AO3.EX2	Owner	Retail Area	Wall Retail Display (Gear Lockers)
AO1.EX1	Owner	Information Desk	Existing Information Desk (By Owner)

EXHIBIT SCHEDULE

Arrival / Orientation		
AO2.EX1	Welcome Sign	Welcome Panel

Content Groups

- AO1** Information Desk (By Owner)
- AO2** Welcome
- AO3** Retail (By Owner)



1 Floor Plan
Scale: 3/8" = 1'-0"



City of Thornton
Fire Department



STUDIO TECTONIC
Exhibition & Interpretive Design / Planning
400 Marine Street, Carriage House
Boulder, CO 80302
tel 720.398.3030 fax 720.398.3035
info@studiotectonic.com

Prepared for:
**City of Thornton
Fire Department**

Project:
Thornton Fire Museum

Project Phase:
Schematic Design

Sheet Title:
**Arrival / Orientation —
Key Plan**

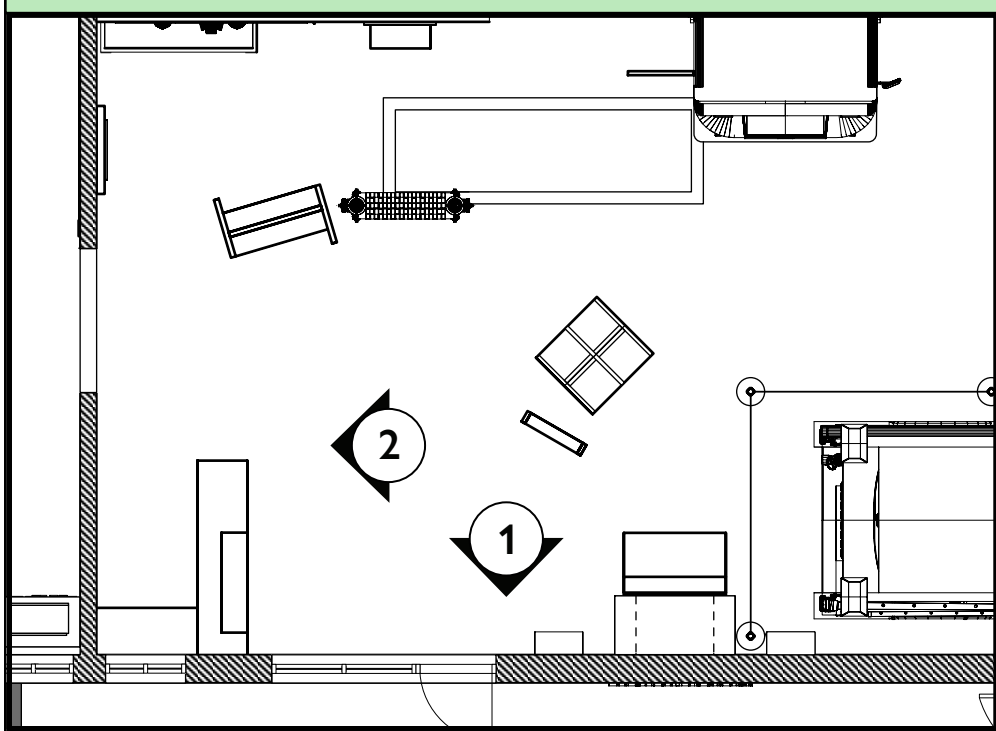
Project Team:
Project Manager: SF
Designer: JE, SF

© Studio Tectonic LLC. All rights reserved. No part of this document may be reproduced or utilized in any form without prior written authorization from Studio Tectonic LLC. This document serves as a device to communicate design intent only. Fabrication and installation of the products represented herein will be derived from shop drawings produced by the contracted fabricator.

Page 16 of 64

Sheet Issue Date: April 17, 2026 Project Number: 26TFM01

ARRIVAL / ORIENTATION — ELEVATION



Model Fire Engine Artifact
(Reference Images)

ARTIFACT SCHEDULE

Arrival / Orientation		
AO1.EX1-AR1	Information Desk	Model Fire Engine



City of Thornton
Fire Department

aw

STUDIO TECTONIC
Exhibition & Interpretive Design / Planning

400 Marine Street, Carriage House
Boulder, CO 80302
tel 720.398.3030 fax 720.398.3035
info@studiotectonic.com

Prepared for:
**City of Thornton
Fire Department**

Project:
Thornton Fire Museum

Project Phase:
Schematic Design

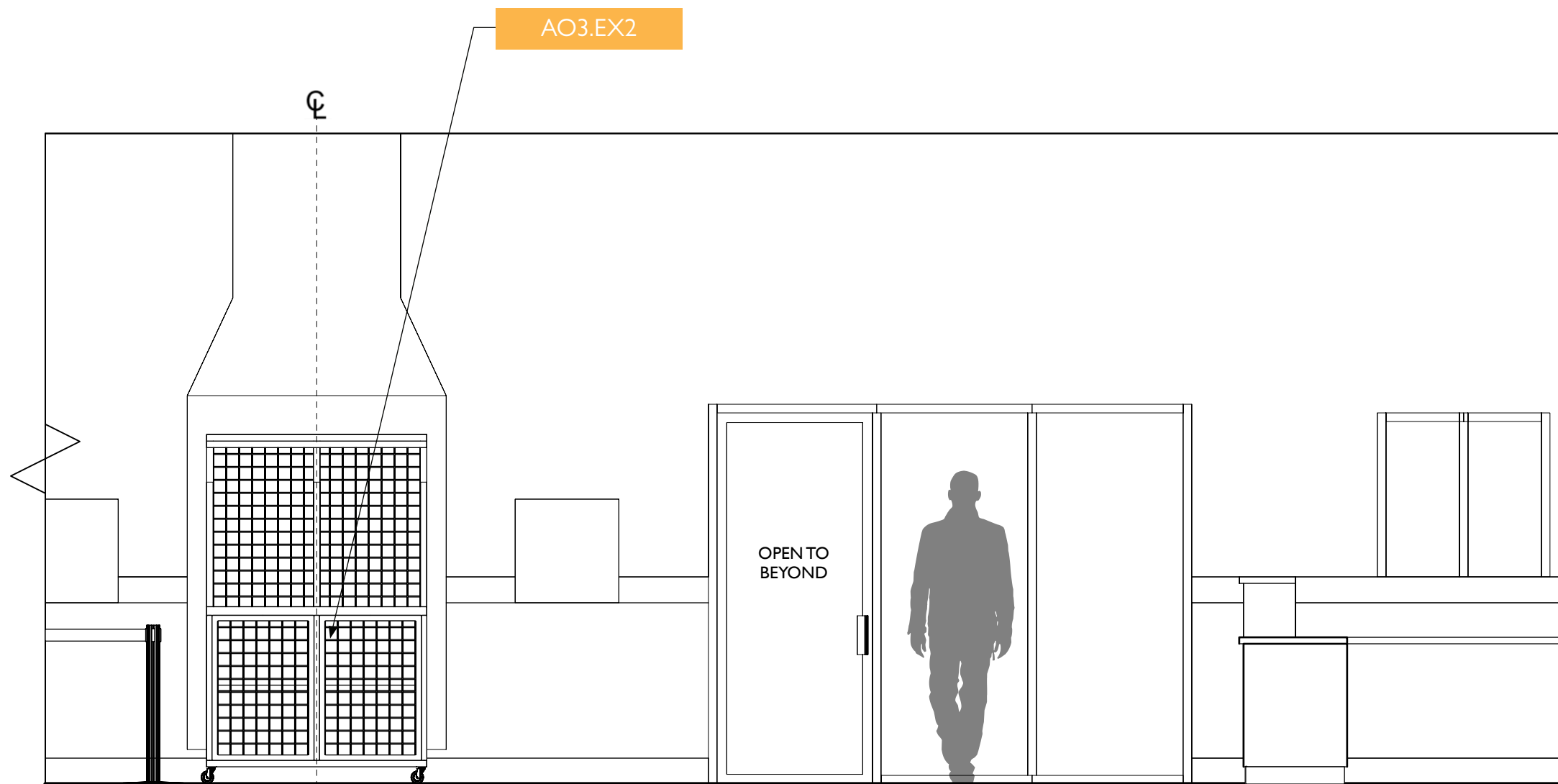
Sheet Title:
**Arrival / Orientation —
Elevation**

Project Team:
Project Manager: SF
Designer: JE, SF

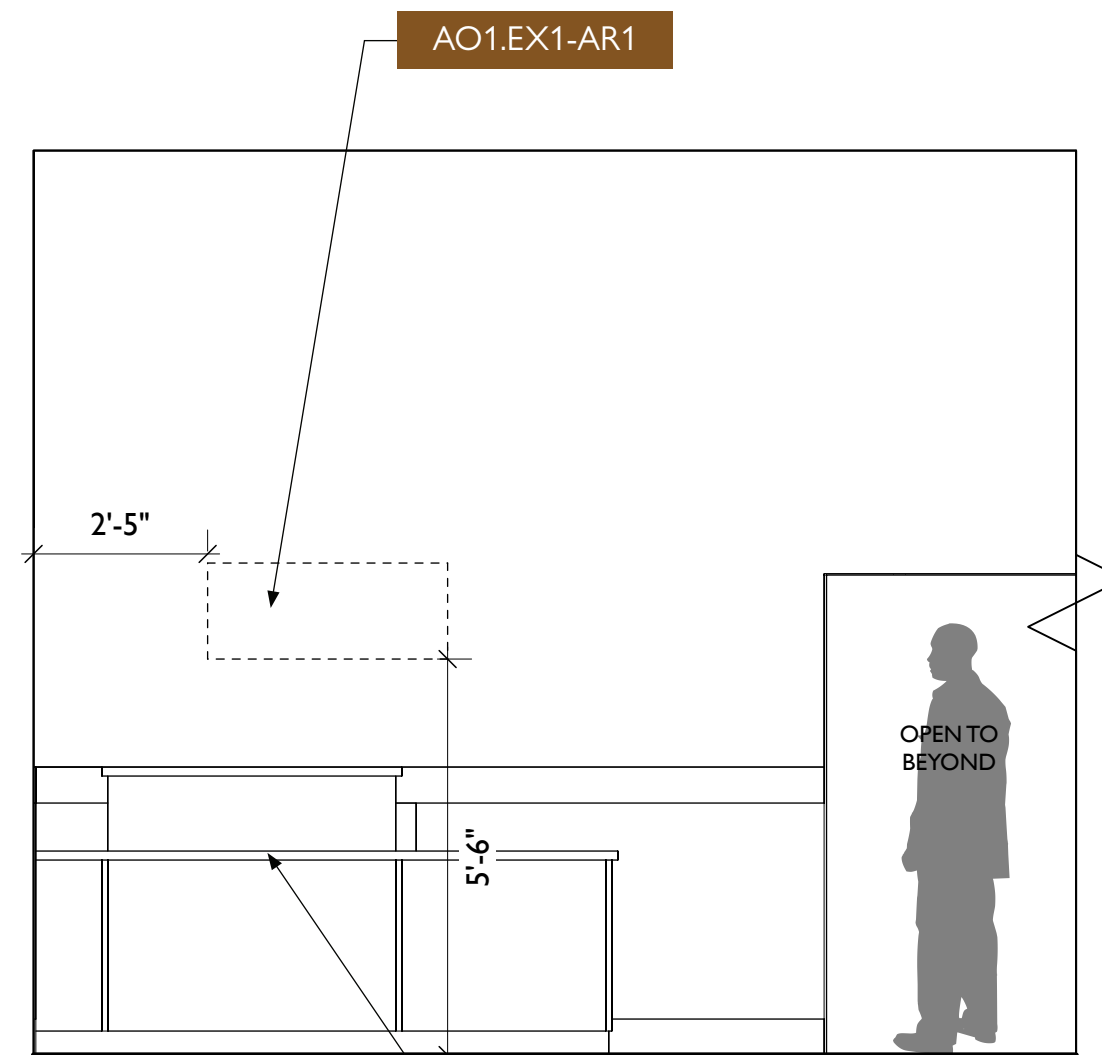
© Studio Tectonic LLC. All rights reserved. No part of this document may be reproduced or utilized in any form without prior written authorization from Studio Tectonic LLC. This document serves as a device to communicate design intent only. Fabrication and installation of the products represented herein will be derived from shop drawings produced by the contracted fabricator.

Page 17 of 64

Sheet Issue Date: April 17, 2026 Project Number: 26TFM01

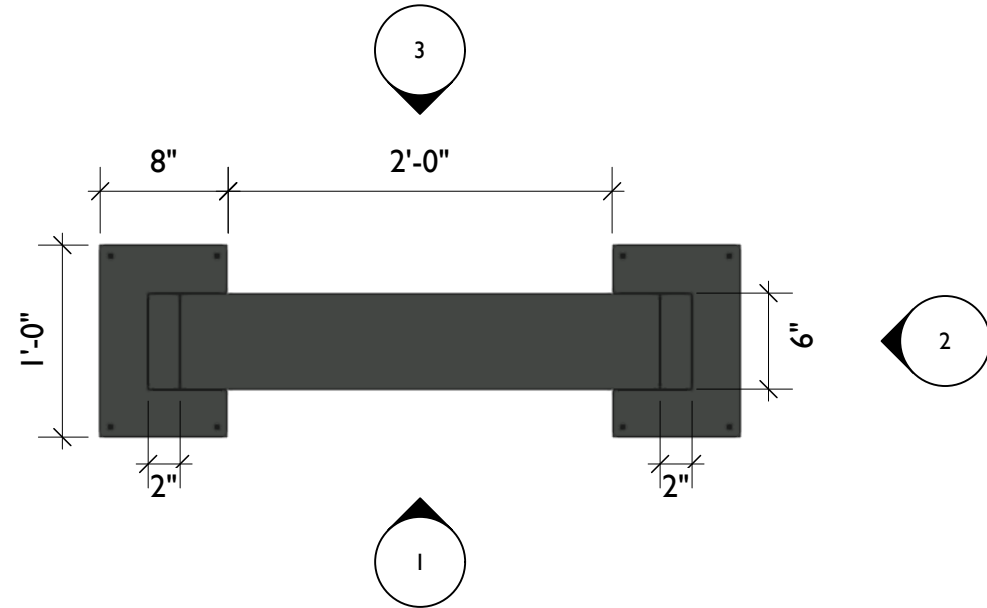
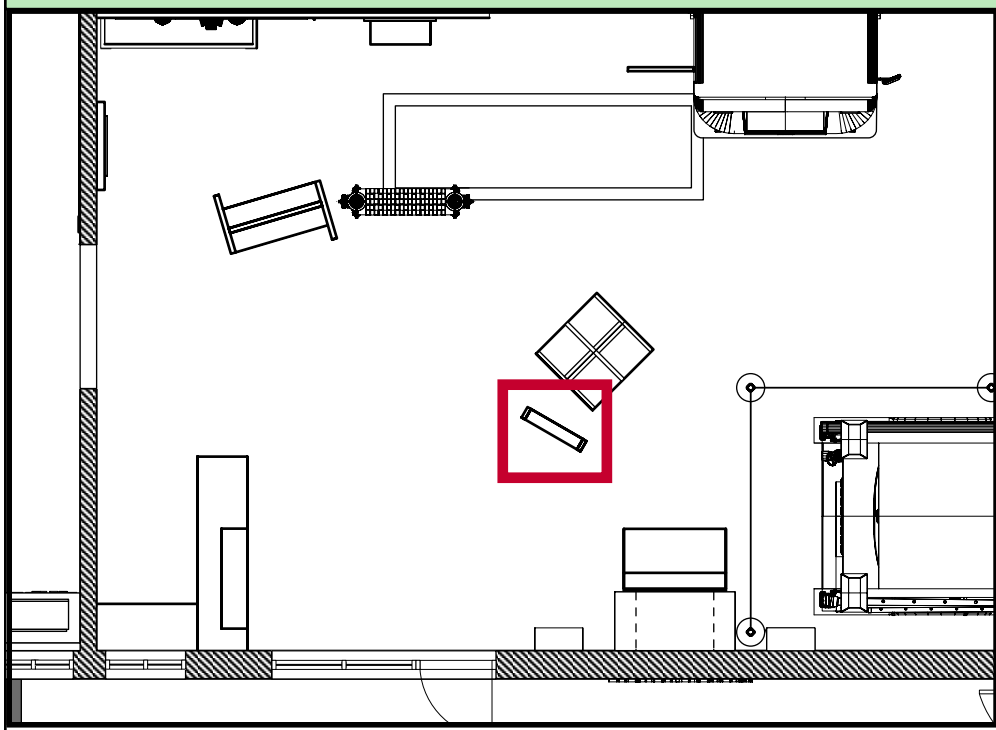


1 Elevation
Scale: 3/8" = 1'-0"

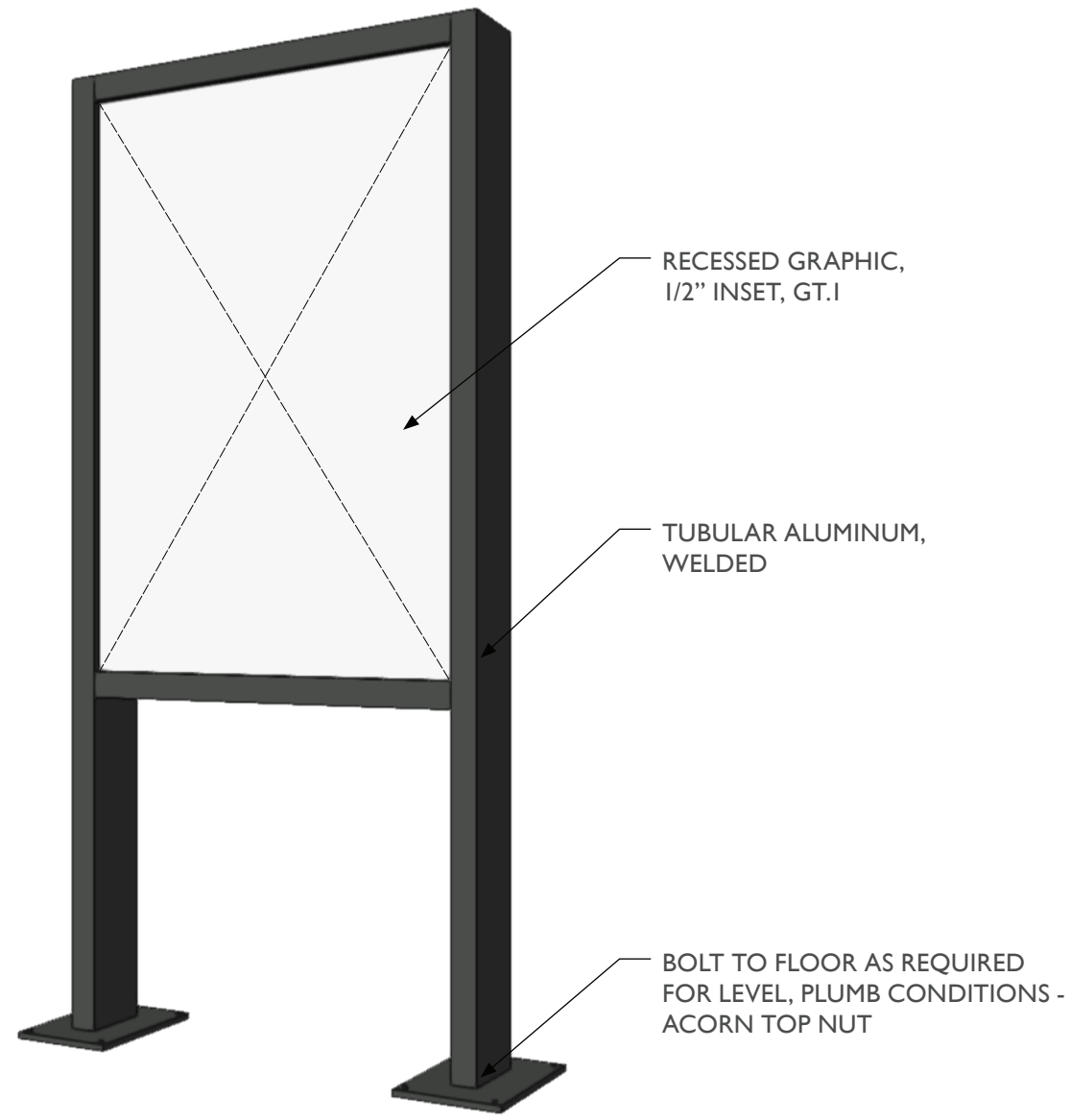


2 Elevation
Scale: 3/8" = 1'-0"

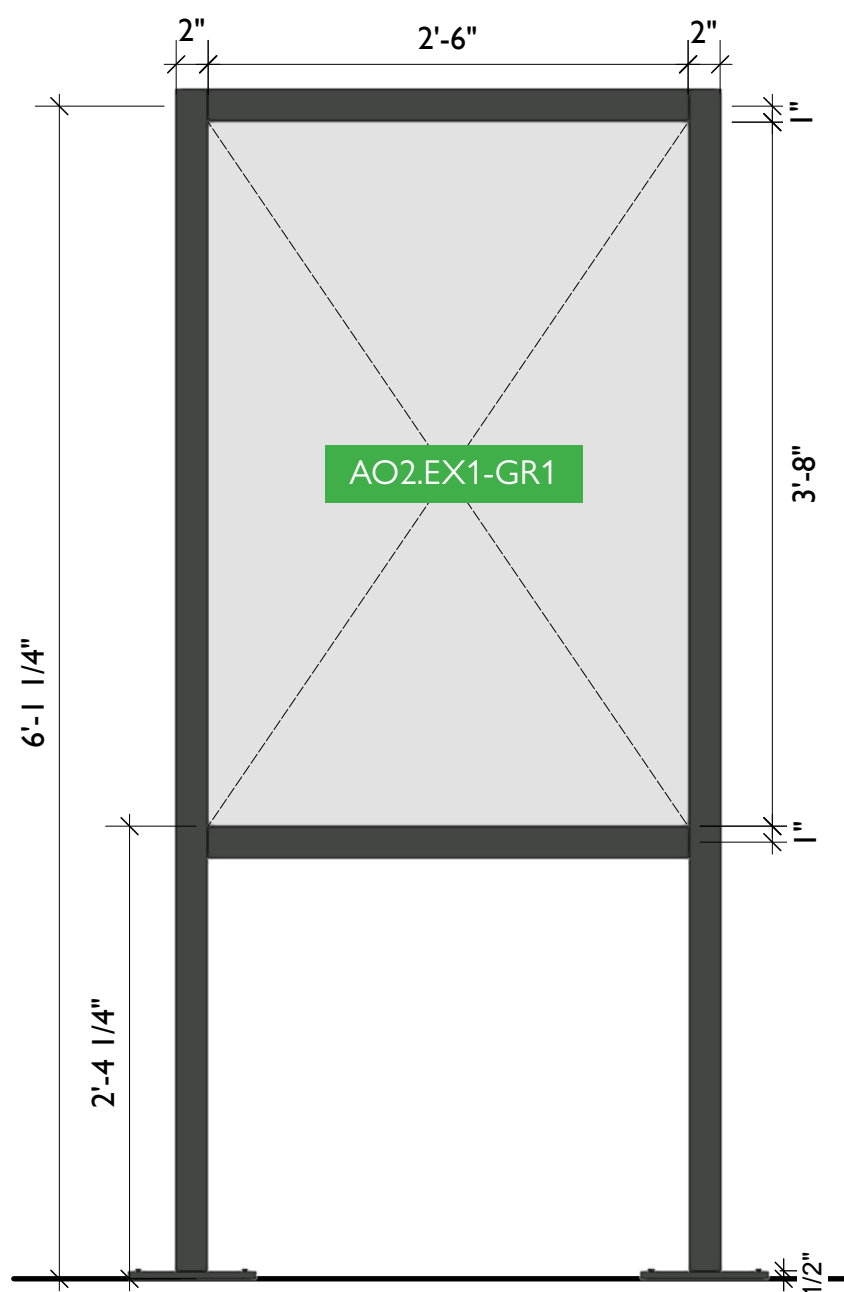
AO2.EX1 — WELCOME PANEL




4 AO2.EX1 - Welcome Panel, Top View
Scale: 1" = 1'-0"



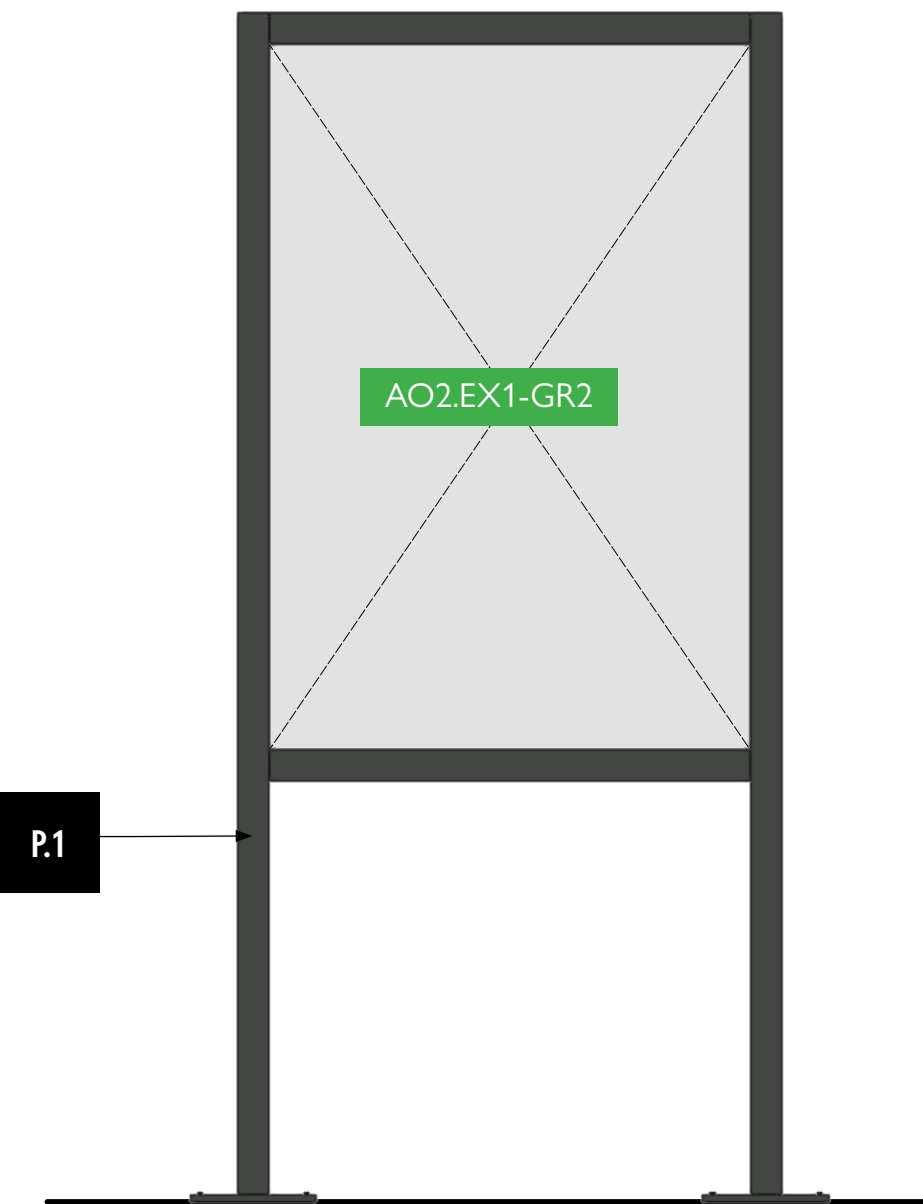
5 AO2.EX1 - Welcome Panel, Perspective View
Scale: 1/4" = 1'-0"



1 AO2.EX1 - Welcome Panel, Front View
Scale: 1" = 1'-0"



2 AO2.EX1 - Welcome Panel, Side View
Scale: 1" = 1'-0"



3 AO2.EX1 - Welcome Panel, Back View
Scale: 1" = 1'-0"



City of Thornton
Fire Department

aw

STUDIO TECTONIC
Exhibition & Interpretive Design / Planning
400 Marine Street, Carriage House
Boulder, CO 80302
tel 720.398.3030 fax 720.398.3035
info@studiotectonic.com

Prepared for:
**City of Thornton
Fire Department**

Project:
Thornton Fire Museum

Project Phase:
Schematic Design

Sheet Title:
AO2.EX1 — Welcome Panel


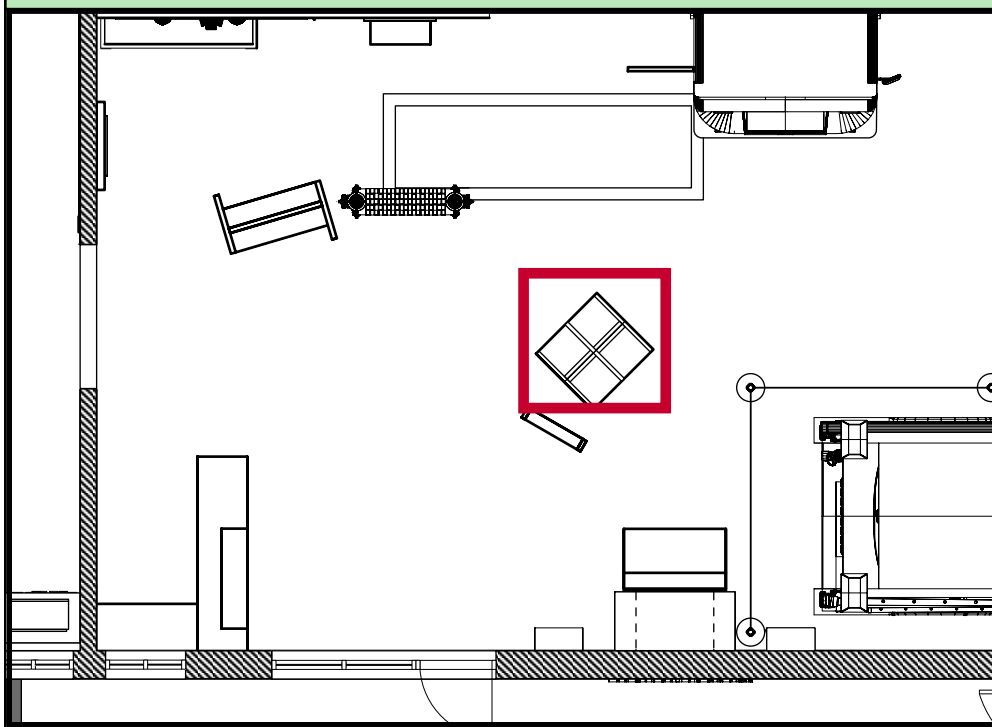
Project Team:
Project Manager: SF
Designer: JE, SF

© Studio Tectonic LLC. All rights reserved. No part of this document may be reproduced or utilized in any form without prior written authorization from Studio Tectonic LLC. This document serves as a device to communicate design intent only. Fabrication and installation of the products represented herein will be derived from shop drawings produced by the contracted fabricator.


Page 18 of 64

Sheet Issue Date: April 17, 2026 Project Number: 26TFM01

AO3.EX1 — MOBILE RETAIL KIOSK



GEARGRID Top Shelf in Context (Sample Visual)



GEARGRID Top Shelf (Sample Visual)

Standard Mobile Lockers – Fire & EMS

GearGrid's Standard Mobile Lockers offer the strength, durability and open design of our original Wall Mount Lockers while adding unlimited placement flexibility. *Most mobile locker systems include a Top Shelf, a Bottom Shelf, 3 Apparel Hooks, a Back Panel, 4 Casters, and a Nameplate Holder (custom printed nameplate not included).*

Color Red Baron



Standard 20"W x 20"D:

- 2 Pack – 43" W x 20" D x 83.25" H (single sided)
- 3 Pack – 63" W x 20" D x 83.25" H (single sided)
- 4 Pack – 43" W x 40" D x 83.25" H (double sided)**
- 6 Pack – 63" W x 40" D x 83.25" H (double sided)

AO3.EX1

BUYOUT ITEM, BY OWNER



OWNER TO PROVIDE ADDITIONAL SHELVING FOR DISPLAYING RETAIL ITEMS

SHELVING IS ADJUSTABLE IN 3" INCREMENTS, MOUNTS TO GEARGRID'S 3" X 3" PATTERN

GEARGRID STANDARD MOBILE LOCKERS

VISUAL REPRESENTS 6 PACK VERSION, OWNER TO PROVIDE 4 PACK VERSION

LOCKABLE CASTER WHEELS AS REQ'D

OWNER TO PROVIDE LOCKABLE FABRIC COVER FOR MOBILE LOCKERS, AVAILABLE FROM MANUFACTURER

GEARGRID Standard Mobile Lockers (Sample Visual)



GEARGRID Total Cover Locker Shield (Sample Visual)



City of Thornton Fire Department

aw

STUDIO TECTONIC
Exhibition & Interpretive Design / Planning

400 Marine Street, Carriage House
Boulder, CO 80302
tel 720.398.3030 fax 720.398.3035
info@studiotectonic.com

Prepared for:
City of Thornton
Fire Department

Project:
Thornton Fire Museum

Project Phase:
Schematic Design

Sheet Title:
AO3.EX1 — Mobile Retail Kiosk

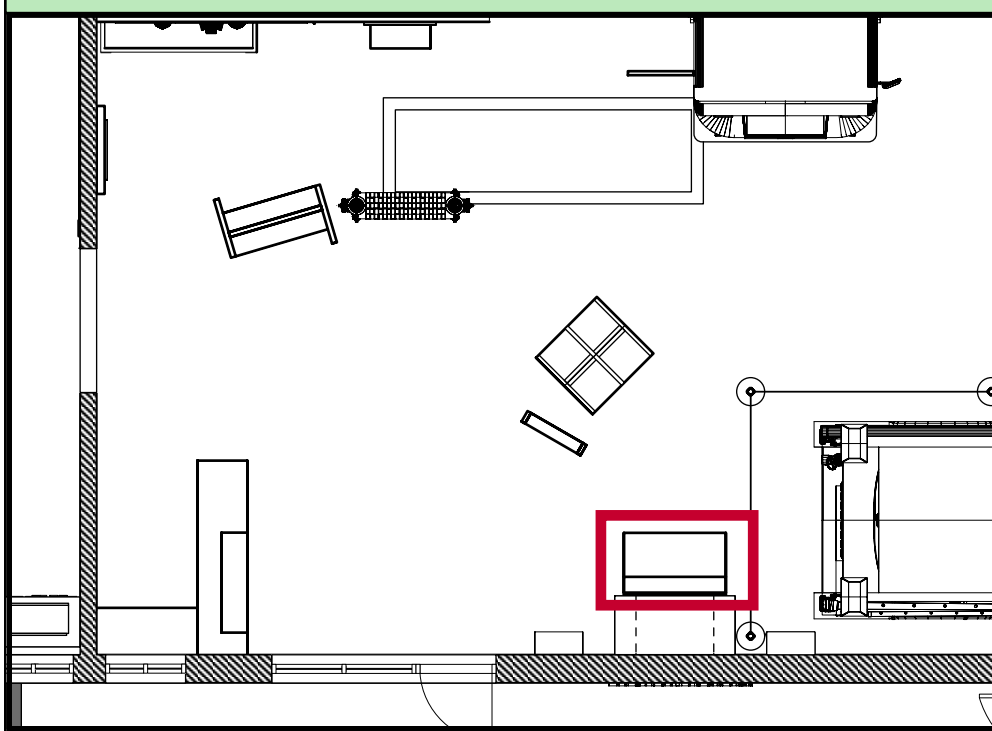
Project Team:
Project Manager: SF
Designer: JE, SF

© Studio Tectonic LLC. All rights reserved. No part of this document may be reproduced or utilized in any form without prior written authorization from Studio Tectonic LLC. This document serves as a device to communicate design intent only. Fabrication and installation of the products represented herein will be derived from shop drawings produced by the contracted fabricator.


Page 19 of 64

Sheet Issue Date: April 17, 2026 Project Number: 26TFM01

AO3.EX2 — MOBILE WALL RETAIL DISPLAY



GEARGRID Slinger Attached Tool Grid With Shelf (Sample Visual)



GEARGRID Slinger Workstation, Small Size (Sample Visual)

Slinger Workstation – Fire & EMS

The GearGrid Slinger Workstation features a heavy-duty work surface, as well as safe storage and convenient, easy access to tools and equipment.

Color Red Baron



COMBINED MOBILE WORKSTATION

This modular workstation features an attached back tool grid, topside shelf and work surface for true mobility and convenience.

- Brushed Stainless Steel work surface
- Add Power Bar to the Slinger Workstation for easy access to electrical outlets for your power tool needs
- Pull-Out Tool Drawers can be added in columns of 1-4 for additional storage
- Available in 4' and 6' widths by 81-1/2" tall, with tool hangers and a four-prong rack included as standard (Additional hangers and racks available)

Available Sizes:

Small – 51" W x 30" D x 41" H

Large – 75" W x 30" D x 41" H



GEARGRID Slinger Workstation and Attached Tool Grid With Shelf (Sample Visual)



City of Thornton
Fire Department

aw

STUDIO TECTONIC
Exhibition & Interpretive Design / Planning

400 Marine Street, Carriage House
Boulder, CO 80302
tel 720.398.3030 fax 720.398.3035
info@studiotectonic.com

Prepared for:
City of Thornton
Fire Department

Project:
Thornton Fire Museum

Project Phase:
Schematic Design

Sheet Title:
AO3.EX1 — Mobile
Wall Retail Display

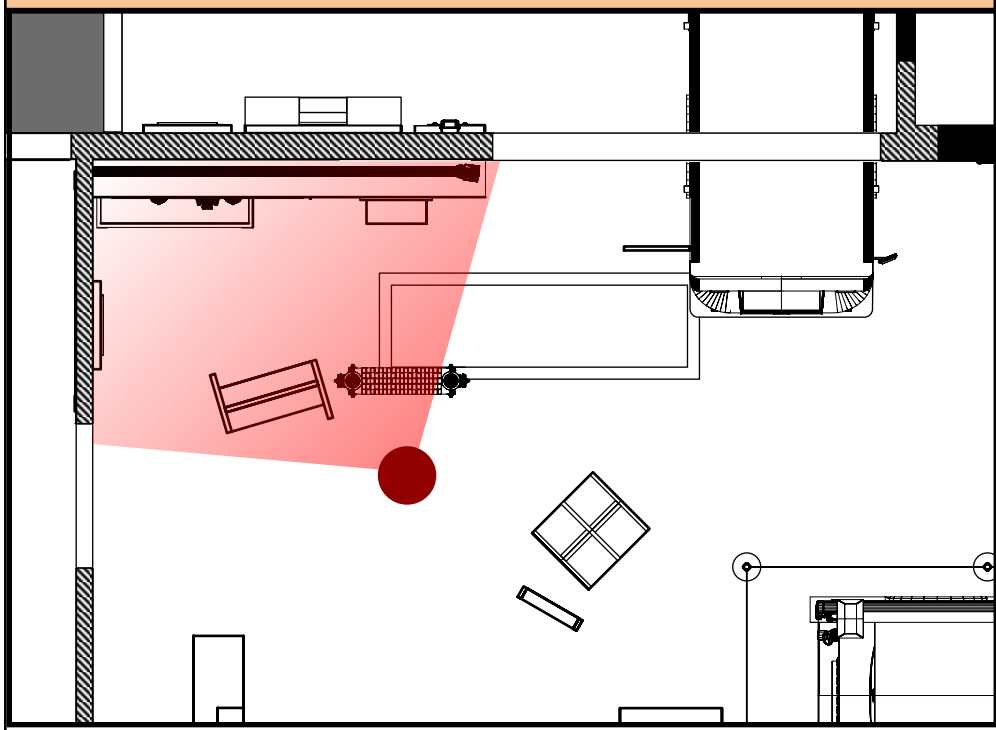
Project Team:
Project Manager: SF
Designer: JE, SF

© Studio Tectonic LLC. All rights reserved. No part of this document may be reproduced or utilized in any form without prior written authorization from Studio Tectonic LLC. This document serves as a device to communicate design intent only. Fabrication and installation of the products represented herein will be derived from shop drawings produced by the contracted fabricator.

Page 20 of 64

Sheet Issue Date: April 17, 2026 Project Number: 26TFM01

THE HEART OF THORNTON — RENDERING



City of Thornton
Fire Department

aw

STUDIO TECTONIC
Exhibition & Interpretive Design / Planning

400 Marine Street, Carriage House
Boulder, CO 80302
tel 720.398.3030 fax 720.398.3035
info@studiotectonic.com

Prepared for:
**City of Thornton
Fire Department**

Project:
Thornton Fire Museum

Project Phase:
Schematic Design

Sheet Title:
**The Heart of Thornton -
Rendering**

Project Team:
Project Manager: SF
Designer: JE, SF

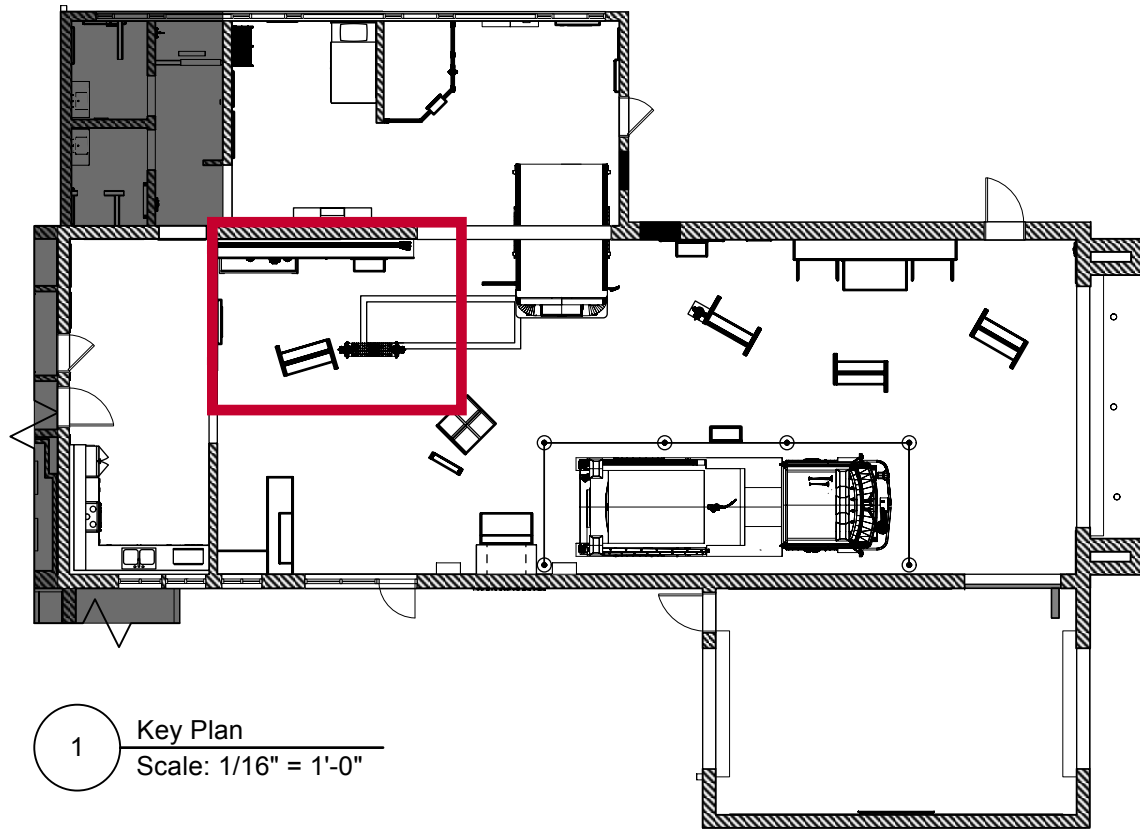
© Studio Tectonic LLC. All rights reserved. No part of this document may be reproduced or utilized in any form without prior written authorization from Studio Tectonic LLC. This document serves as a device to communicate design intent only. Fabrication and installation of the products represented herein will be derived from shop drawings produced by the contracted fabricator.

Page 21 of 64

Sheet Issue Date:
April 17, 2026

Project Number
26TFM01

THE HEART OF THORNTON — KEY PLAN



1 Key Plan
Scale: 1/16" = 1'-0"



EXHIBIT SCHEDULE

The Heart of Thornton		
HT1.EX1	Founding the TFD / Building Thornton	Mobile Kiosk Unit
HT1.EX1.1	Founding the TFD	Mobile Kiosk Unit Side A (Content)
HT1.EX1.1-CA1	Founding the TFD	Case on mobile kiosk unit side A
HT1.EX1.2	Building Thornton	Mobile Kiosk Unit Side B (Content)
HT2.EX1	Key Individuals	Touchscreen Interactive with graphic panel
HT3.EX1	From Pit to Hut	Quonset Hut Recreation
HT3.EX1-CA1	From Pit to Hut	Freestanding Case Adjacent to Quonset Hut
HT3.EX2	From Pit to Hut	Ken Freiberg Reader Rail
HT3.EX3	From Pit to Hut	Helmet Object IDs
HT3.EX3	From Pit to Hut	Quonset Hut Sign Recreation



City of Thornton
Fire Department



STUDIO TECTONIC
Exhibition & Interpretive Design / Planning
400 Marine Street, Carriage House
Boulder, CO 80302
tel 720.398.3030 fax 720.398.3035
info@studiotectonic.com

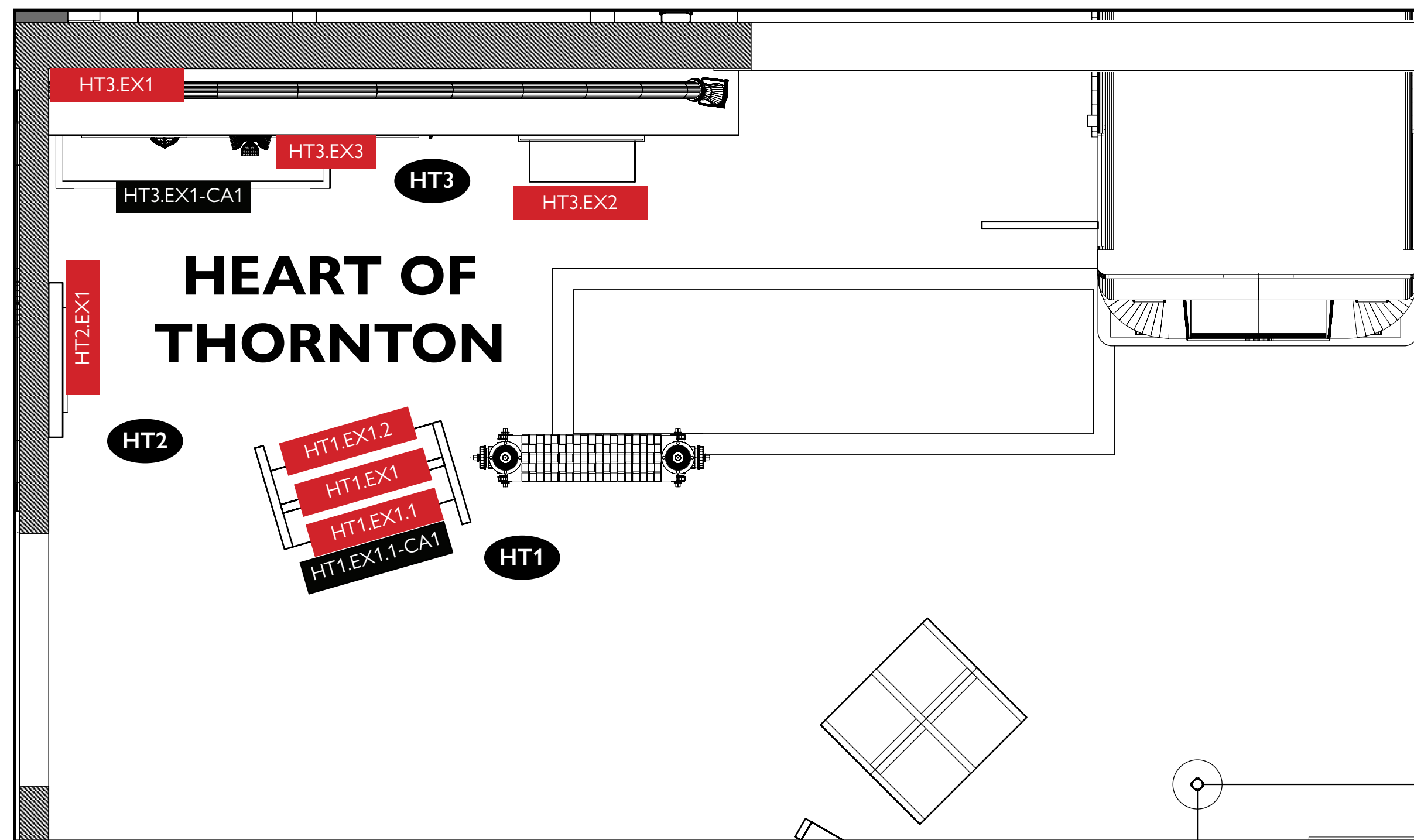
Prepared for:
**City of Thornton
Fire Department**

Project:
Thornton Fire Museum

Project Phase:
Schematic Design

Content Groups

- HT1** Founding the Fire Department
- HT2** Key Individuals
- HT3** Building Thornton / Hut to Pit



1 Floor Plan
Scale: 3/8" = 1'-0"

Sheet Title:
**The Heart of Thornton -
Key Plan**

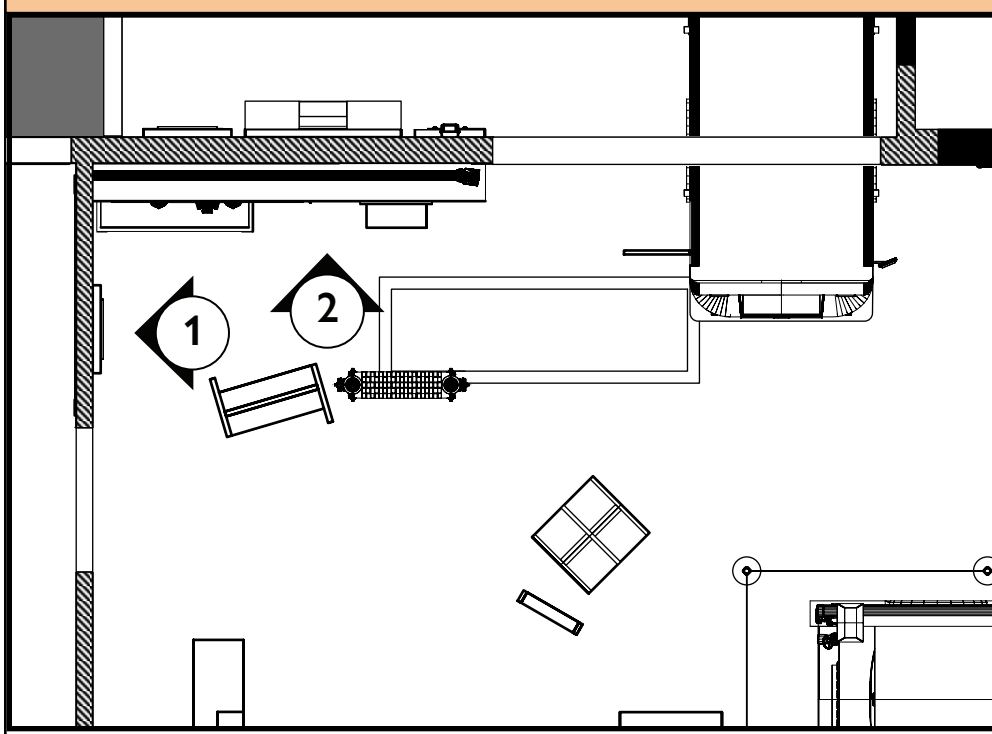
Project Team:
Project Manager: SF
Designer: JE, SF

© Studio Tectonic LLC. All rights reserved. No part of this document may be reproduced or utilized in any form without prior written authorization from Studio Tectonic LLC. This document serves as a device to communicate design intent only. Fabrication and installation of the products represented herein will be derived from shop drawings produced by the contracted fabricator.

Page 22 of 64

Sheet Issue Date: April 17, 2026 Project Number: 26TFM01

THE HEART OF THORNTON — ELEVATIONS



ARTIFACT SCHEDULE

The Heart of Thornton		
HT1.EX1.1-CA1-AR1	Founding The Fire Department	Thornton Fire Department Founding Document
HT3.EX1-AR1	Building Thornton, Hut to Pit	Firefighter Helmets (QTY:TBD)
HT3.EX1-CA1-AR1	Building Thornton, Hut to Pit	Vintage Uniforms (QTY:TBD)



City of Thornton
Fire Department

aw

STUDIO TECTONIC
Exhibition & Interpretive Design / Planning
400 Marine Street, Carriage House
Boulder, CO 80302
tel 720.398.3030 fax 720.398.3035
info@studiotectonic.com

Prepared for:
**City of Thornton
Fire Department**

Project:
Thornton Fire Museum

Project Phase:
Schematic Design

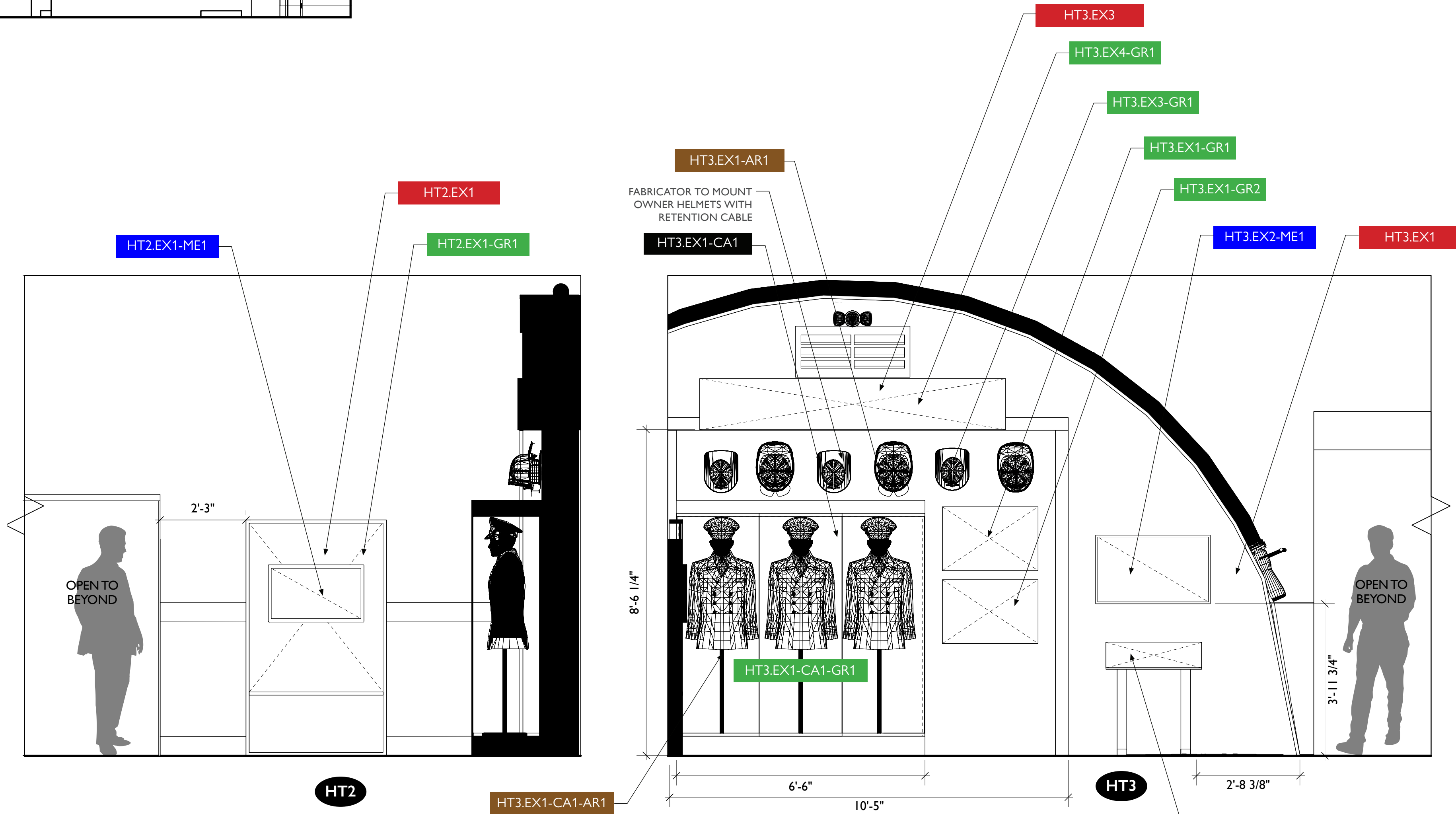
Sheet Title:
**The Heart of Thornton -
Elevations**

Project Team:
Project Manager: SF
Designer: JE, SF

© Studio Tectonic LLC. All rights reserved. No part of this document may be reproduced or utilized in any form without prior written authorization from Studio Tectonic LLC. This document serves as a device to communicate design intent only. Fabrication and installation of the products represented herein will be derived from shop drawings produced by the contracted fabricator.

Page 23 of 64

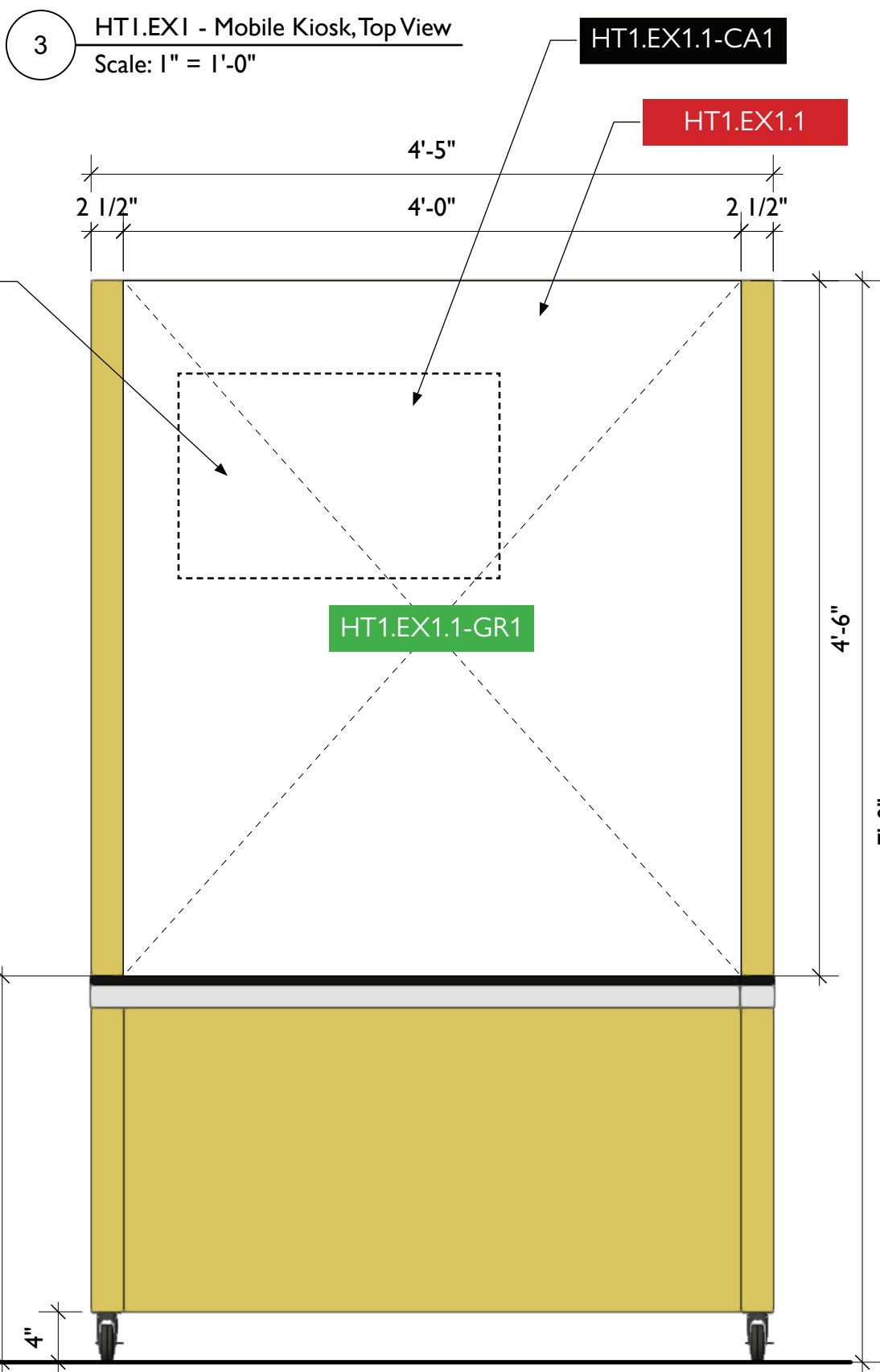
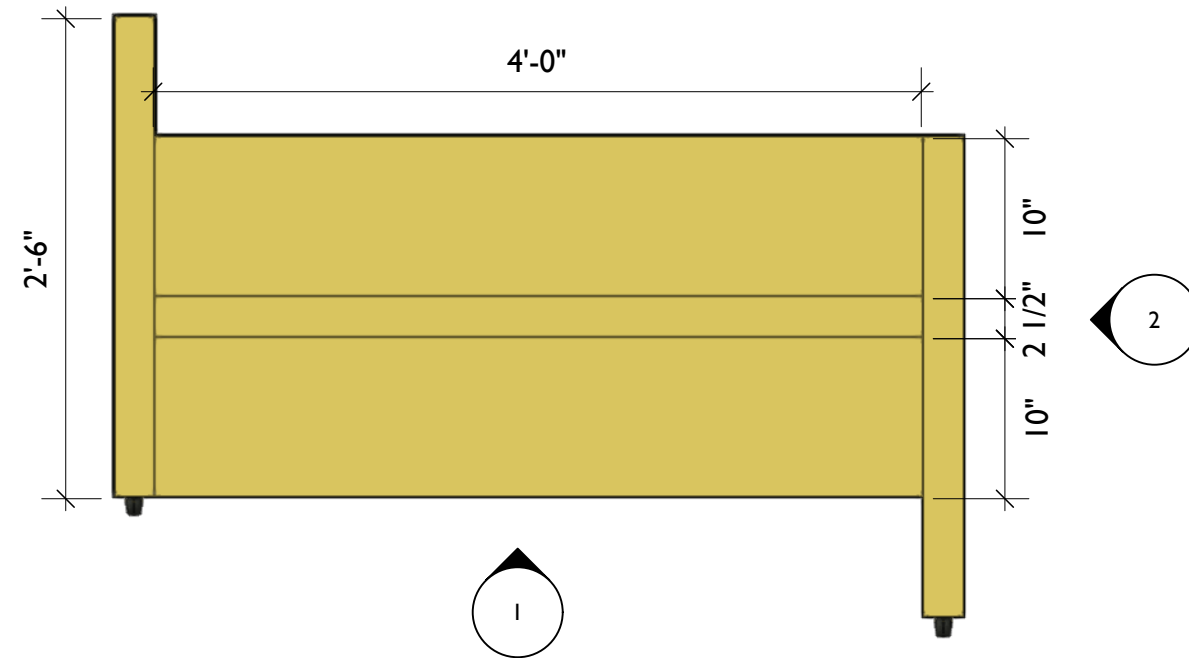
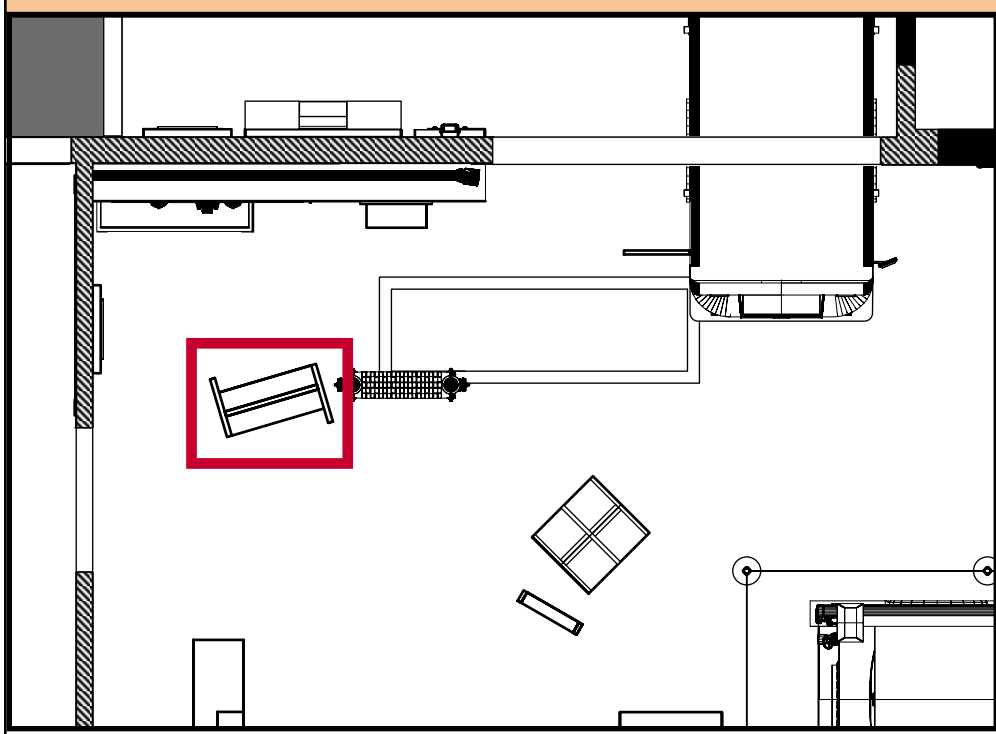
Sheet Issue Date: April 17, 2026 Project Number: 26TFM01



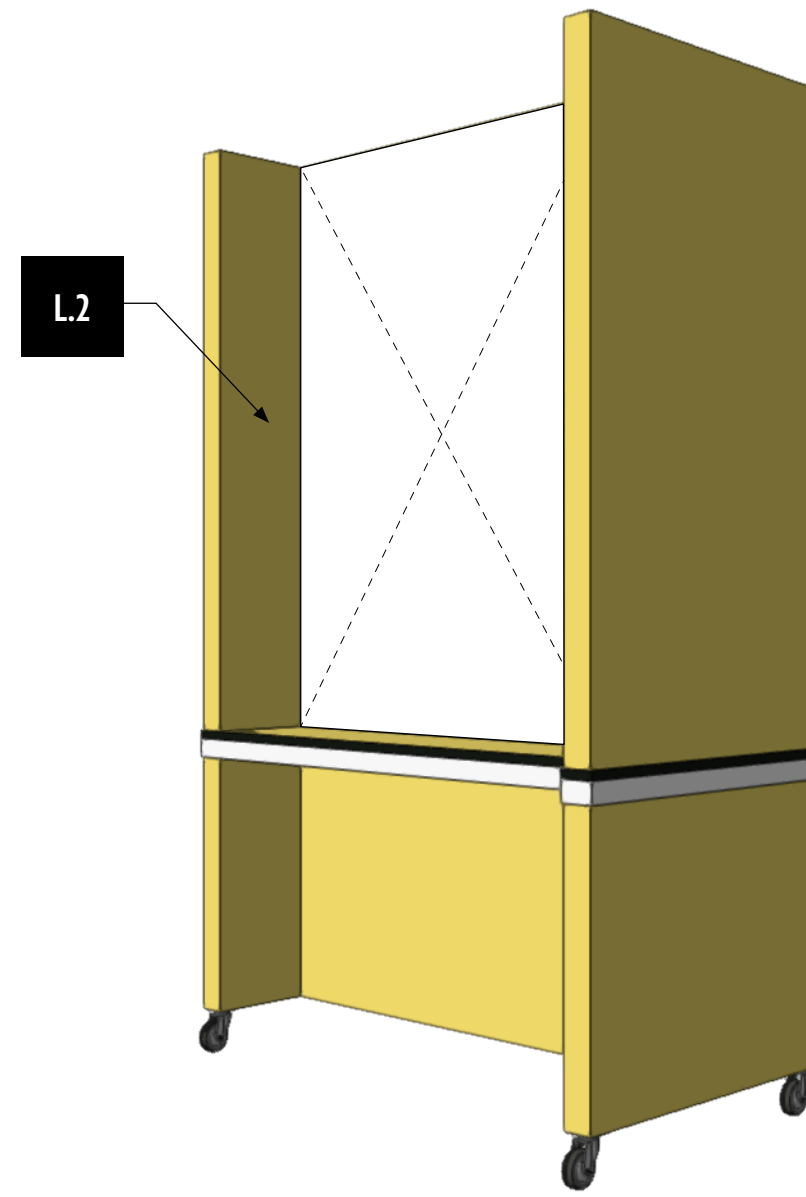
1 HT2.EX1 - Key Individuals
Scale: 1/2" = 1'-0"

2 HT3.EX1 - Building Thornton / From Hut to Pit
Scale: 1/2" = 1'-0"

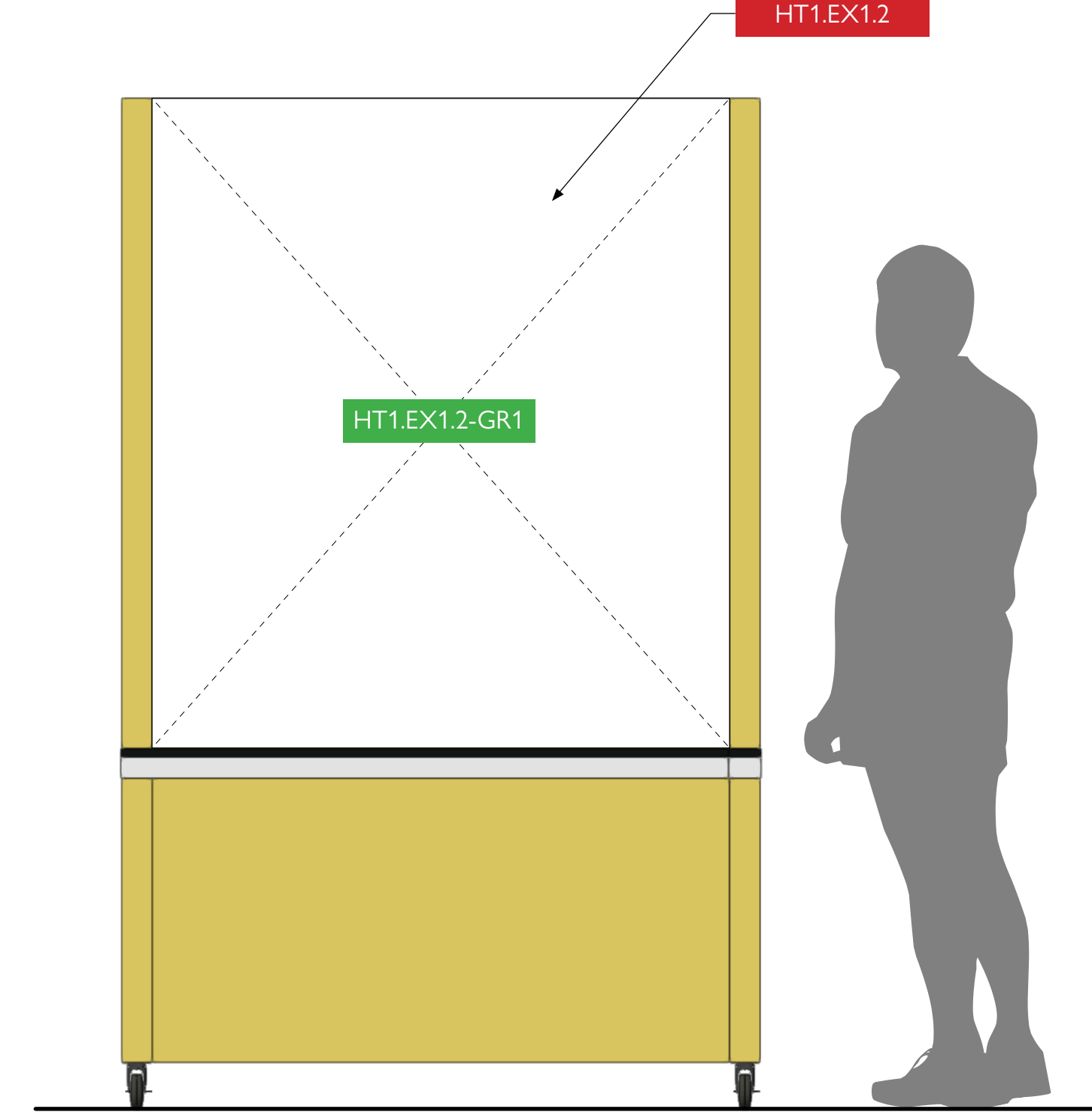
HT1.EX1 — MOBILE KIOSK



1 HT1.EX1 - Mobile Kiosk, Front View
Scale: 1" = 1'-0"



4 HT1.EX1 - Mobile Kiosk, Perspective View
Scale: 1/4" = 1'-0"



2 HT1.EX1 - Mobile Kiosk, Back View
Scale: 1" = 1'-0"



City of Thornton
Fire Department

aw

STUDIO TECTONIC
Exhibition & Interpretive Design / Planning
400 Marine Street, Carriage House
Boulder, CO 80302
tel 720.398.3030 fax 720.398.3035
info@studiotectonic.com

Prepared for:
**City of Thornton
Fire Department**

Project:
Thornton Fire Museum

Project Phase:
Schematic Design

Sheet Title:
**HT1.EX1 —
Mobile Kiosk**

Project Team:
Project Manager: SF
Designer: JE, SF

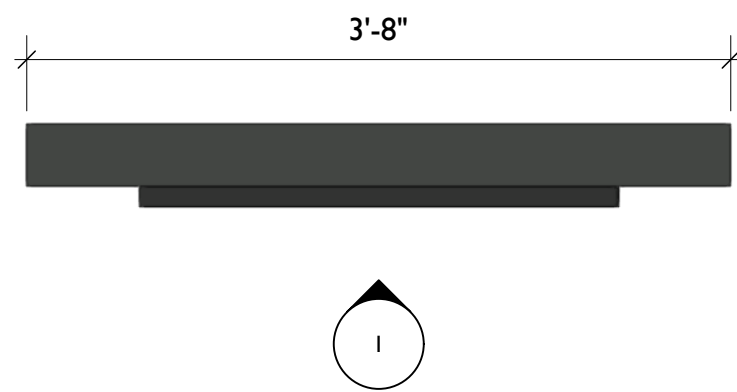
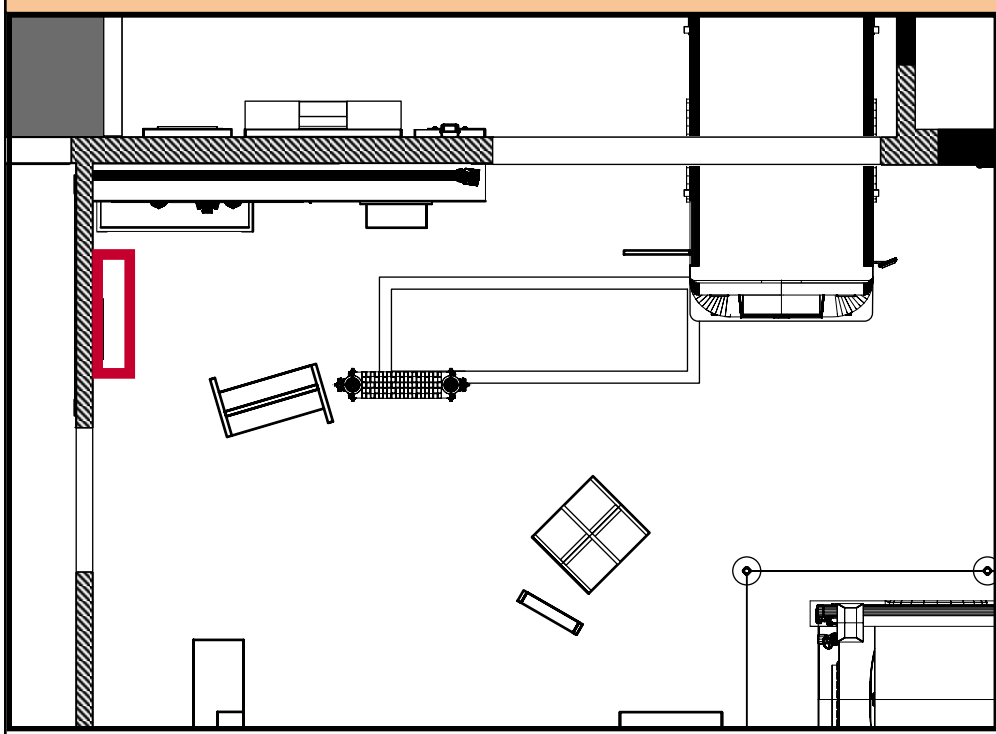
© Studio Tectonic LLC. All rights reserved. No part of this document may be reproduced or utilized in any form without prior written authorization from Studio Tectonic LLC. This document serves as a device to communicate design intent only. Fabrication and installation of the products represented herein will be derived from shop drawings produced by the contracted fabricator.

Page 24 of 64

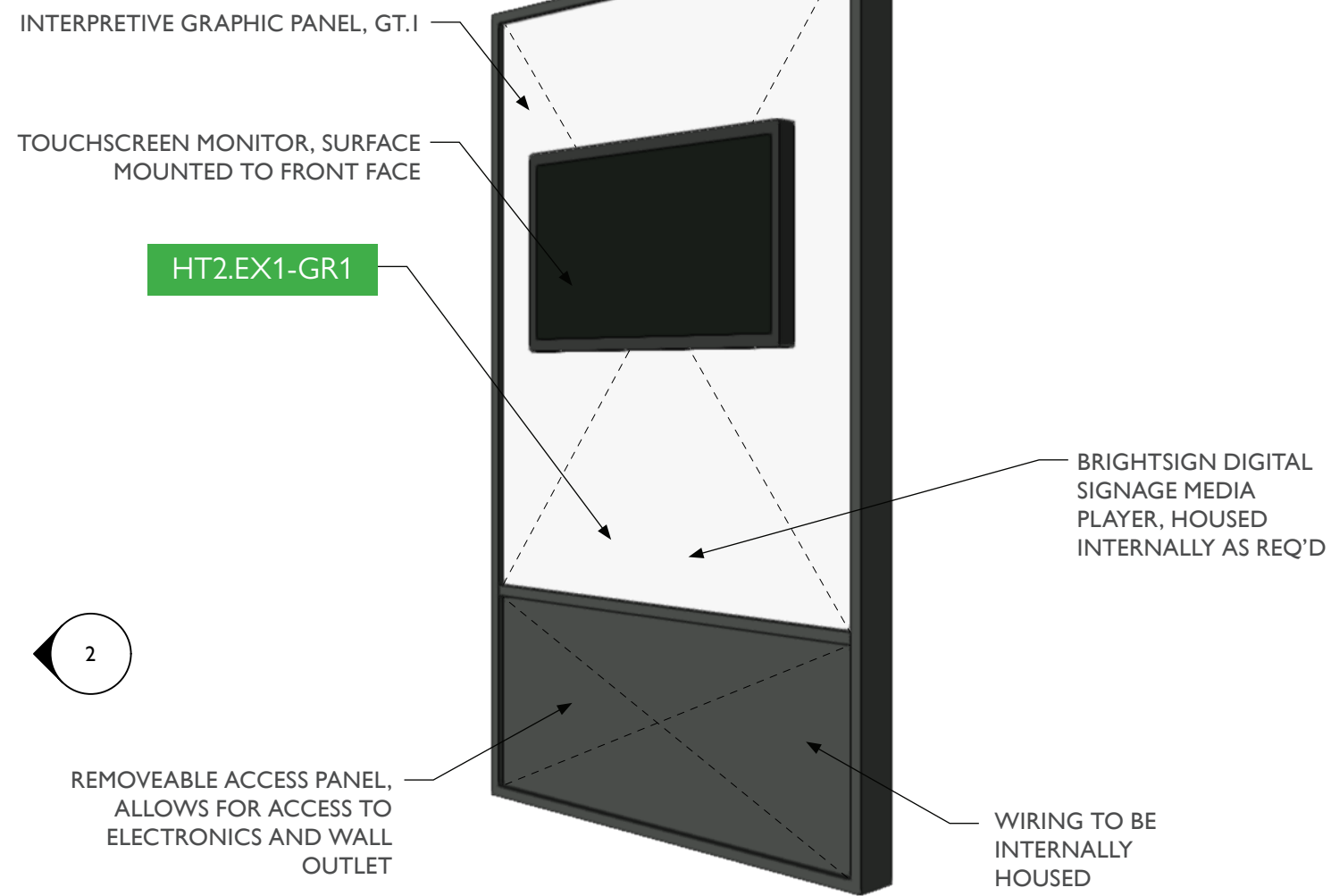
Sheet Issue Date:
April 17, 2026

Project Number
26TFM01

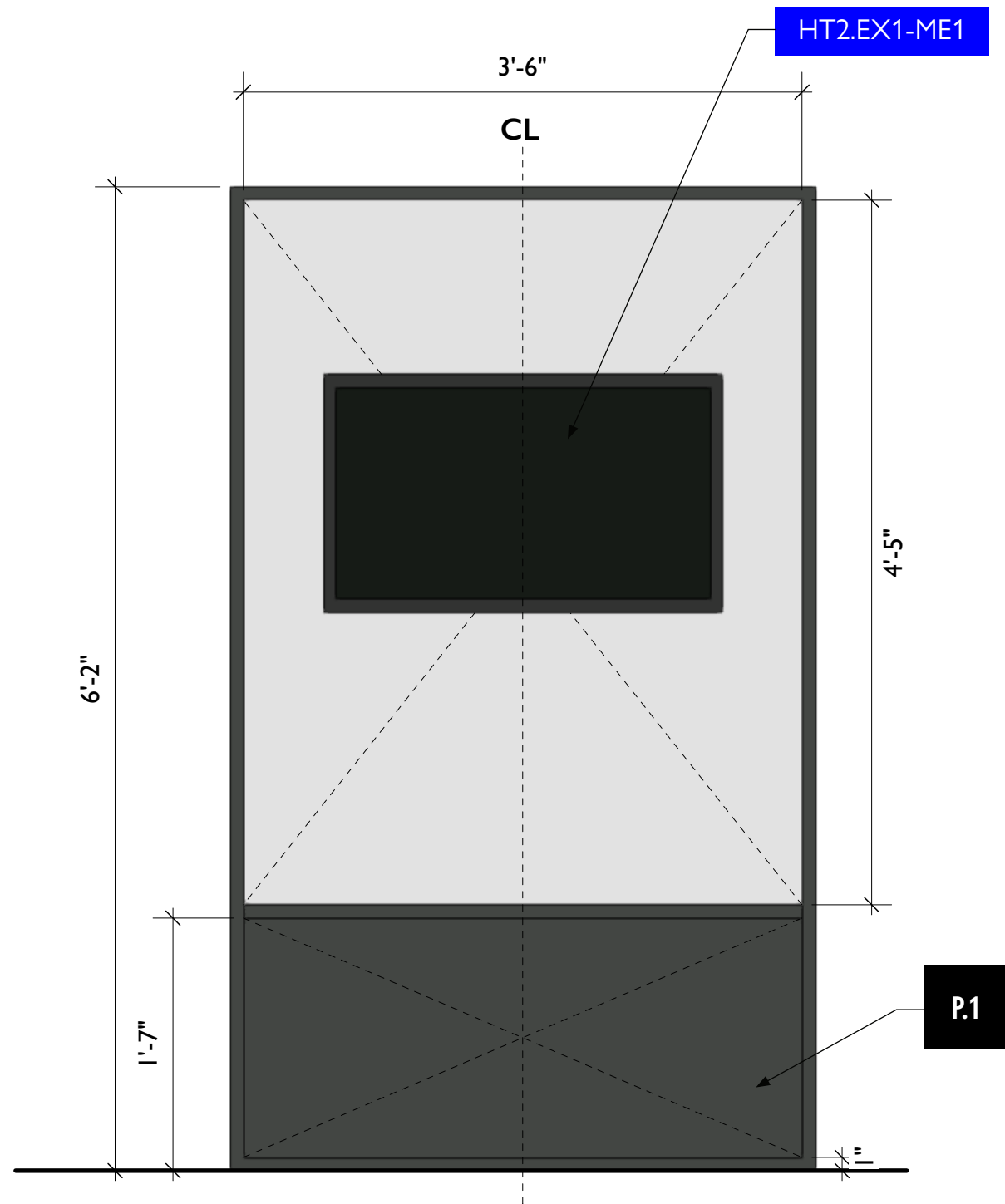
HT2.EX1 — KEY INDIVIDUALS INTERACTIVE



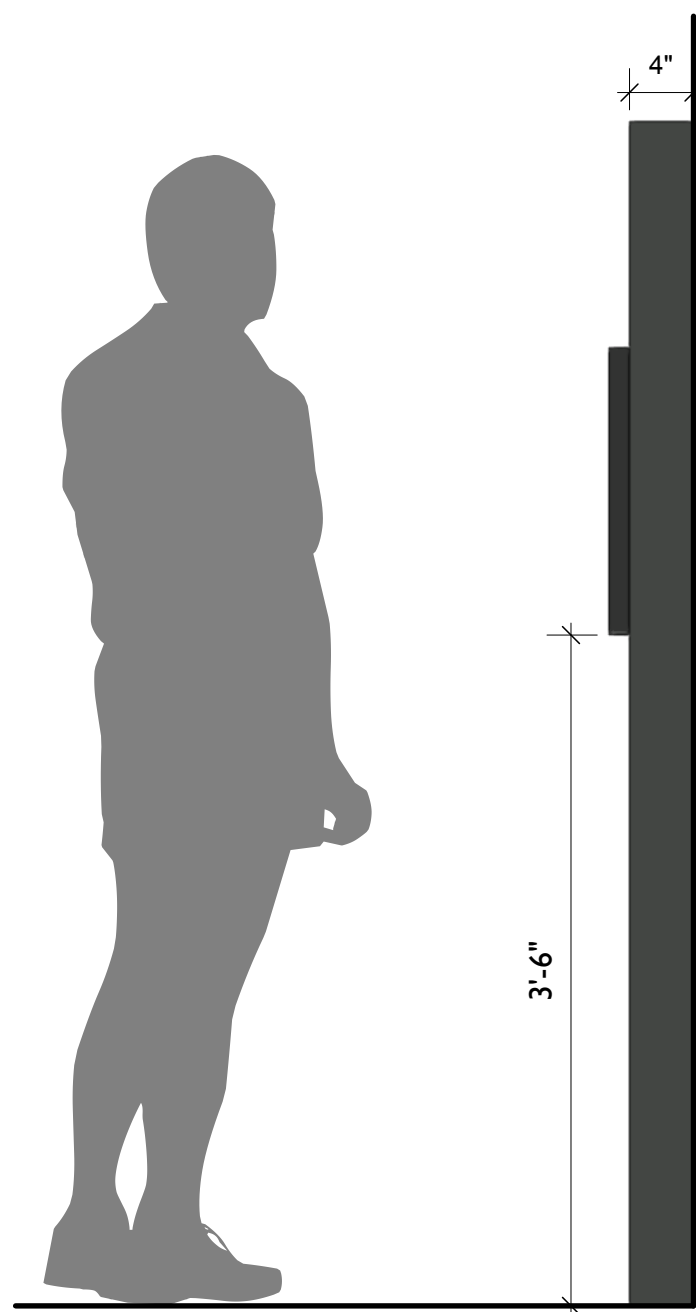
3 HT2.EX1 - Key Individuals Interactive, Top View
Scale: 1" = 1'-0"



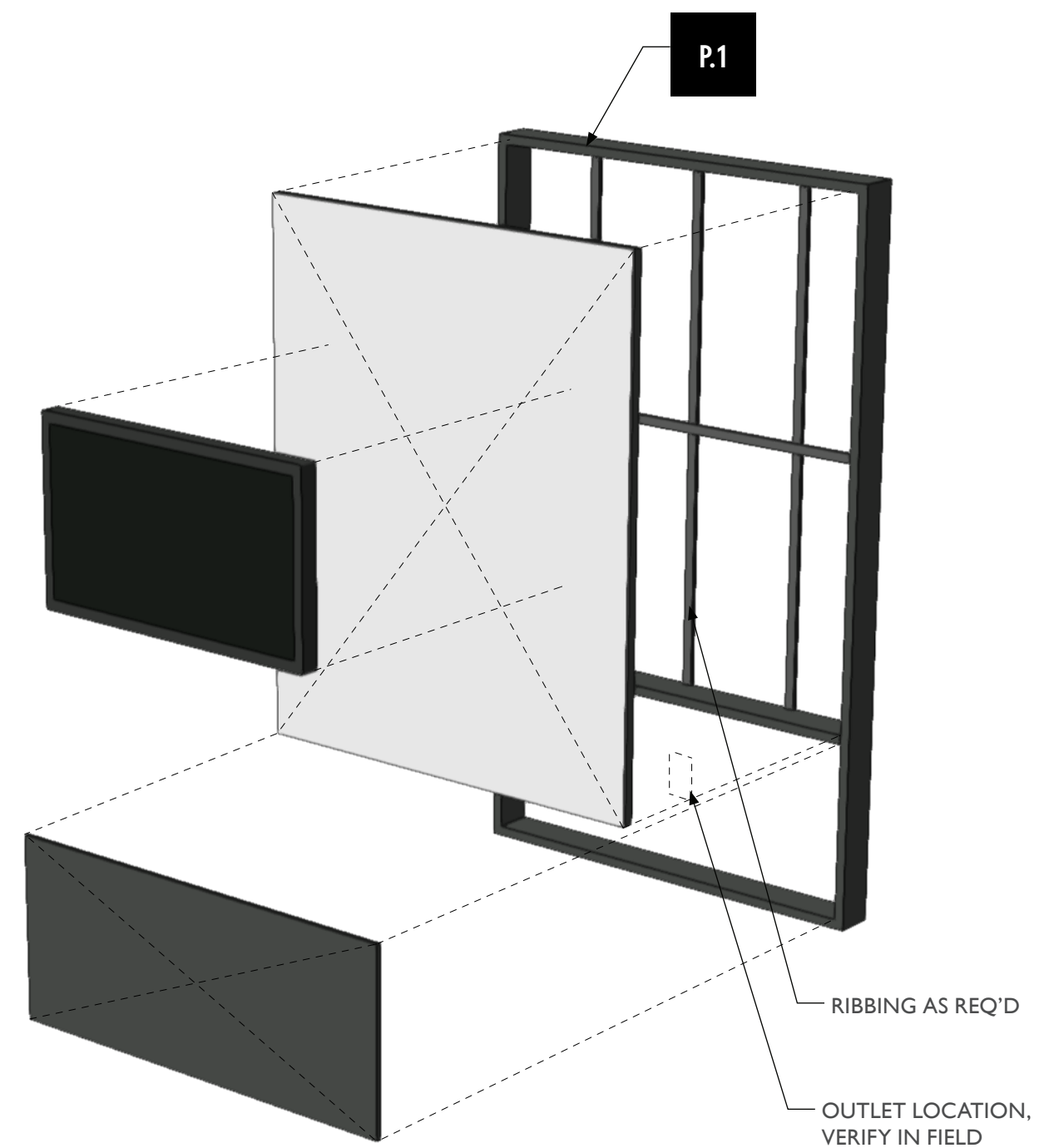
4 HT2.EX1 - Key Individuals Interactive, Perspective View
Scale: 1/4" = 1'-0"



1 HT2.EX1 - Key Individuals Interactive, Front View
Scale: 1" = 1'-0"



2 HT2.EX1 - Key Individuals Interactive, Front View
Scale: 1" = 1'-0"



5 HT2.EX1 - Key Individuals Interactive, Exploded View
Scale: 1/4" = 1'-0"



City of Thornton
Fire Department

aw

STUDIO TECTONIC
Exhibition & Interpretive Design / Planning
400 Marine Street, Carriage House
Boulder, CO 80302
tel 720.398.3030 fax 720.398.3035
info@studiotectonic.com

Prepared for:
**City of Thornton
Fire Department**

Project:
Thornton Fire Museum

Project Phase:
Schematic Design

Sheet Title:
**HT2.EX1 —
Key Individuals Interactive**

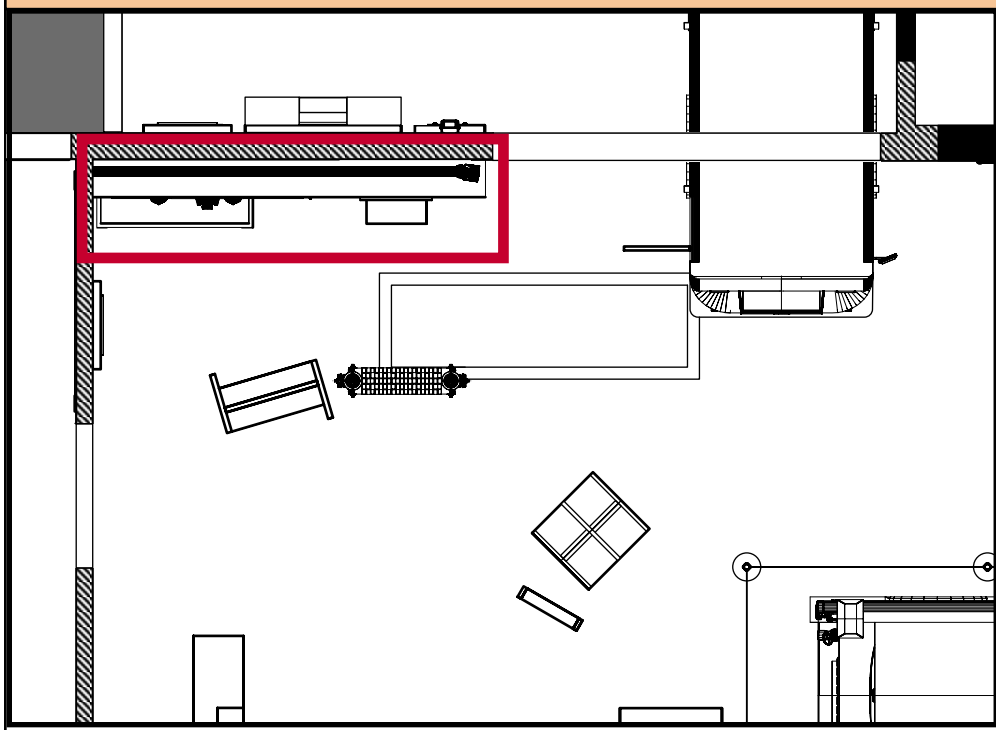
Project Team:
Project Manager: SF
Designer: JE, SF

© Studio Tectonic LLC. All rights reserved. No part of this document may be reproduced or utilized in any form without prior written authorization from Studio Tectonic LLC. This document serves as a device to communicate design intent only. Fabrication and installation of the products represented herein will be derived from shop drawings produced by the contracted fabricator.

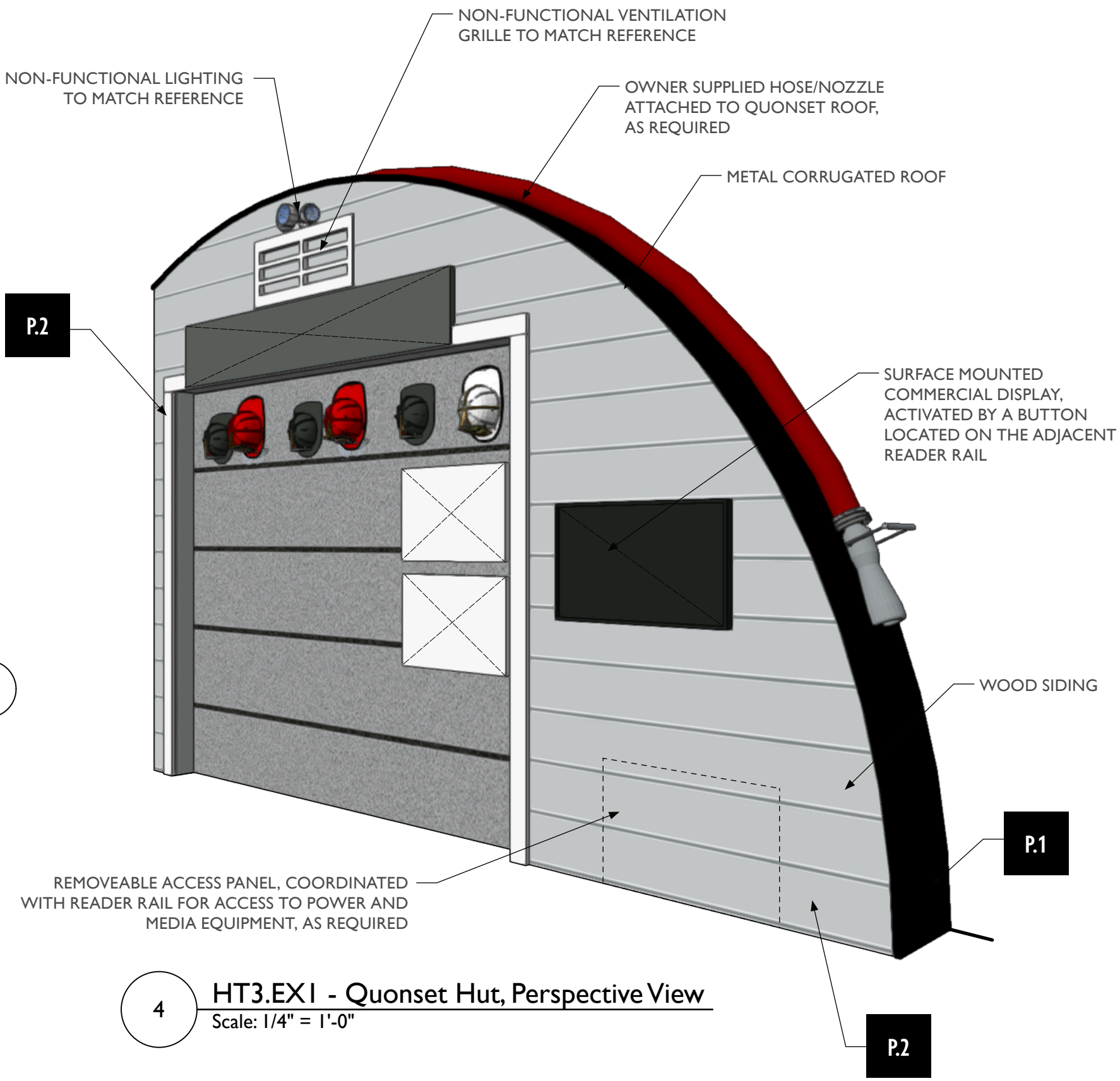
Page 25 of 64

Sheet Issue Date: April 17, 2026 Project Number: 26TFM01

HT3.EX1 — QUONSET HUT RECREATION



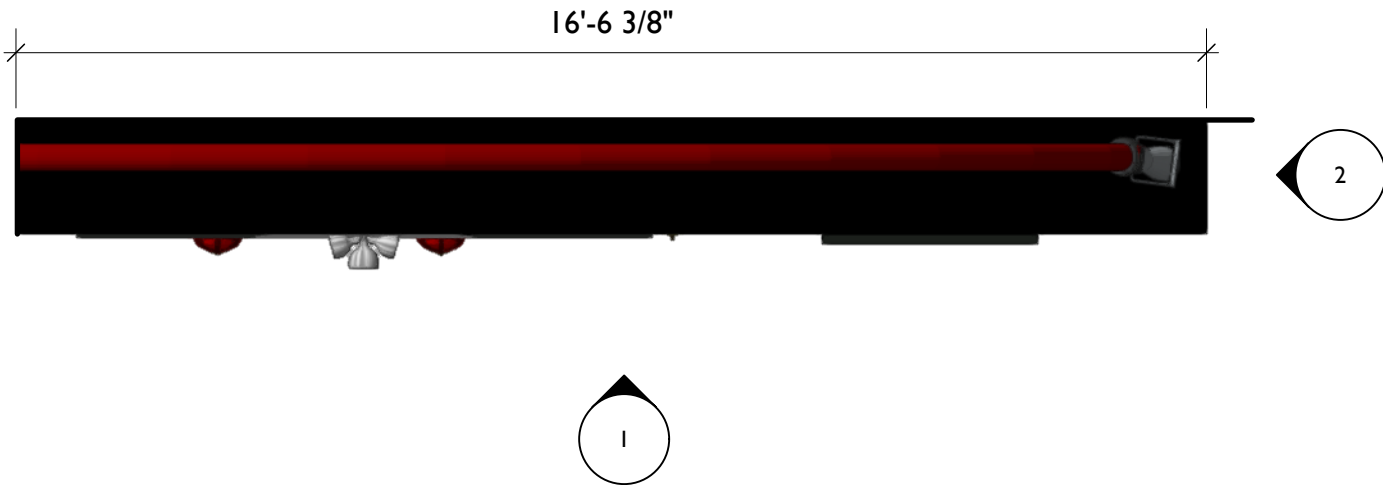
Original Quonset Hut Building (Reference Visual)



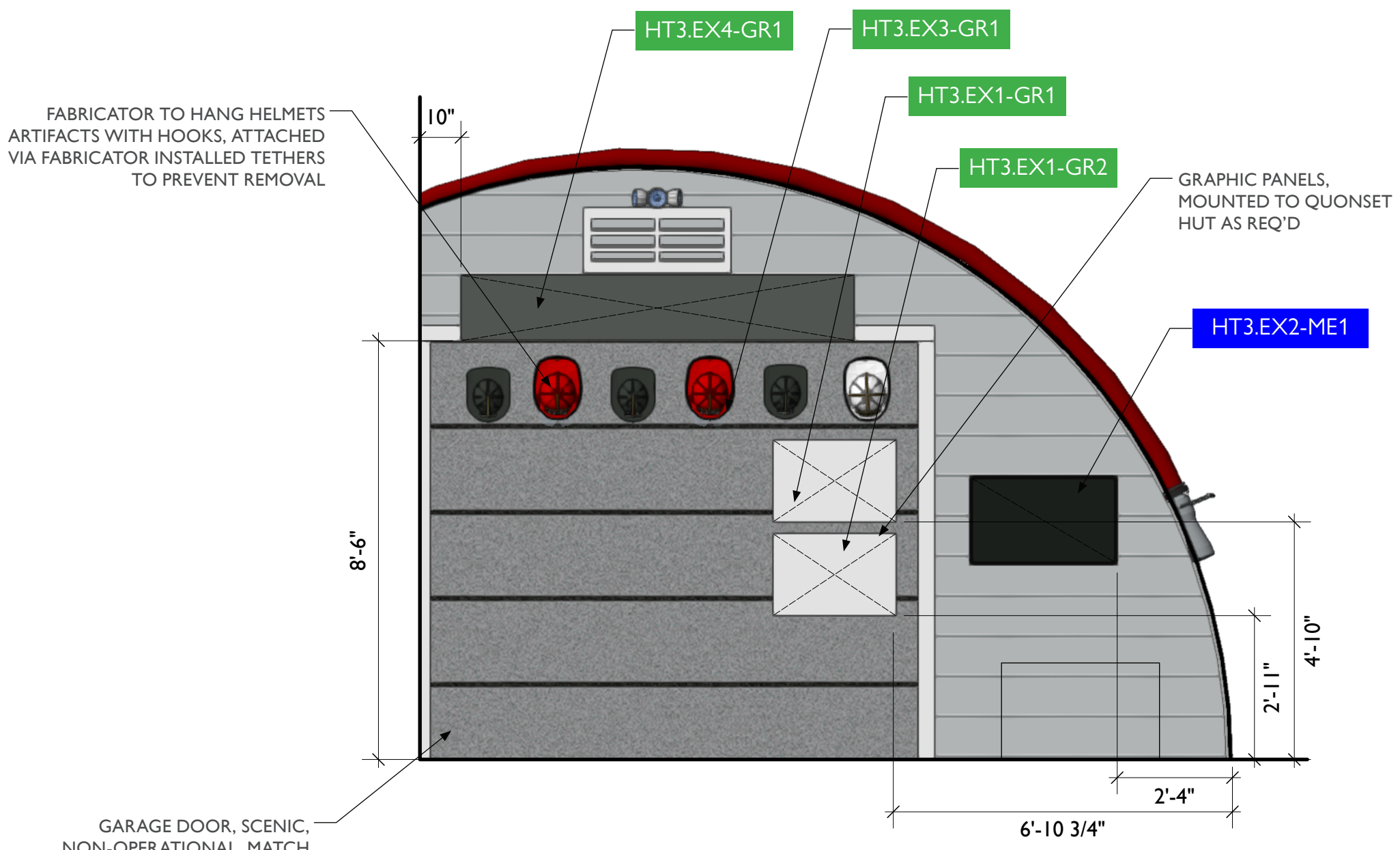
4 HT3.EX1 - Quonset Hut, Perspective View
Scale: 1/4" = 1'-0"



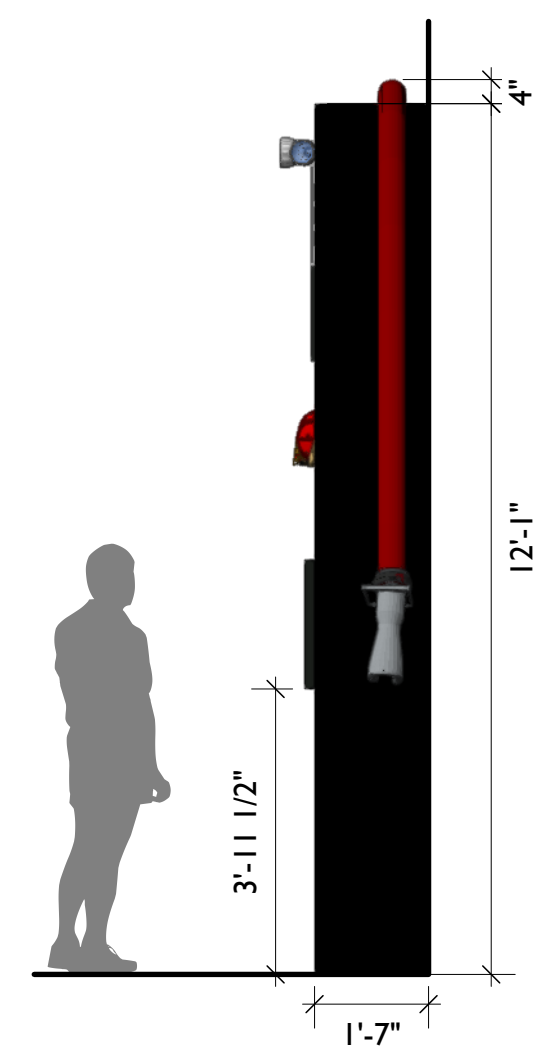
Firefighter Helmet with Hook (Reference Visual)



3 HT3.EX1 - Quonset Hut, Top View
Scale: 3/8" = 1'-0"



1 HT3.EX1 - Quonset Hut, Front View
Scale: 3/8" = 1'-0"



2 HT3.EX1 - Quonset Hut, Side View
Scale: 3/8" = 1'-0"



City of Thornton
Fire Department

aw

STUDIO TECTONIC
Exhibition & Interpretive Design / Planning
400 Marine Street, Carriage House
Boulder, CO 80302
tel 720.398.3030 fax 720.398.3035
info@studiotectonic.com

Prepared for:
**City of Thornton
Fire Department**

Project:
Thornton Fire Museum

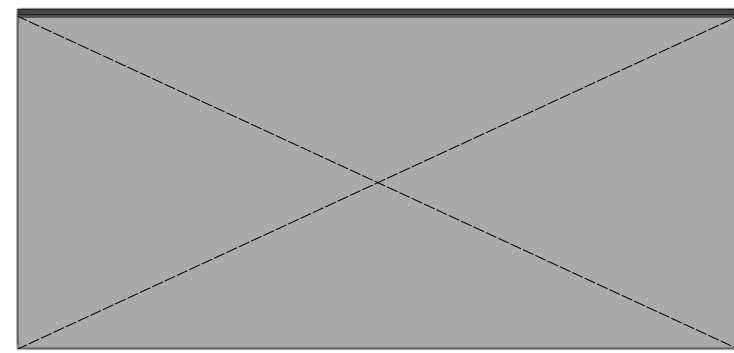
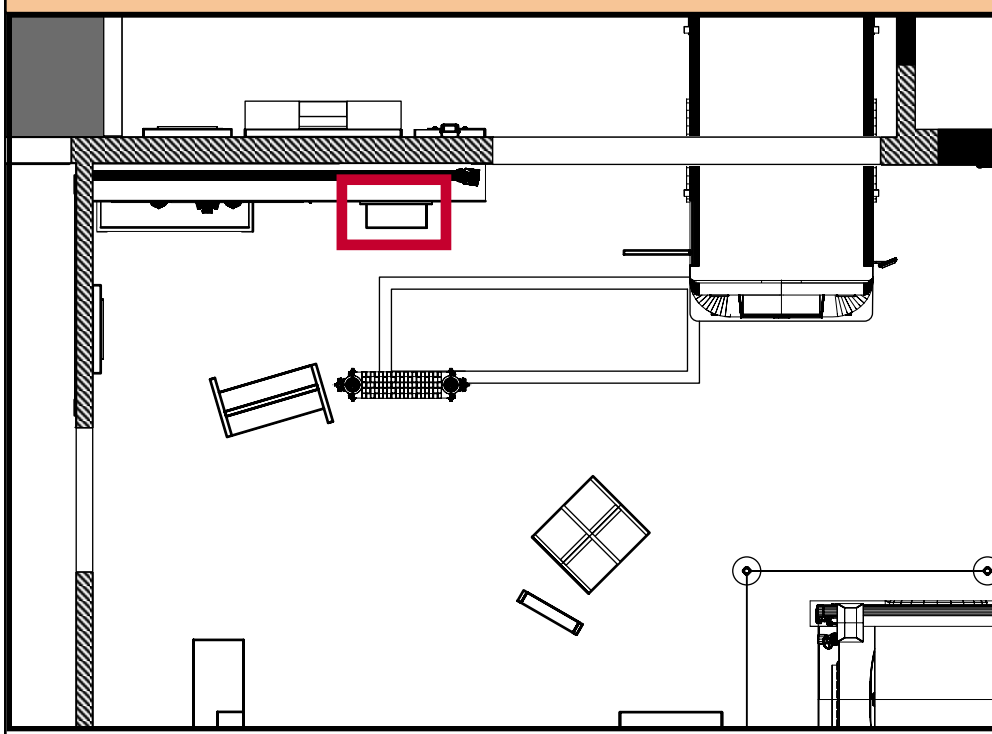
Project Phase:
Schematic Design

Sheet Title:
**HT3.EX1 — Quonset Hut
Recreation**

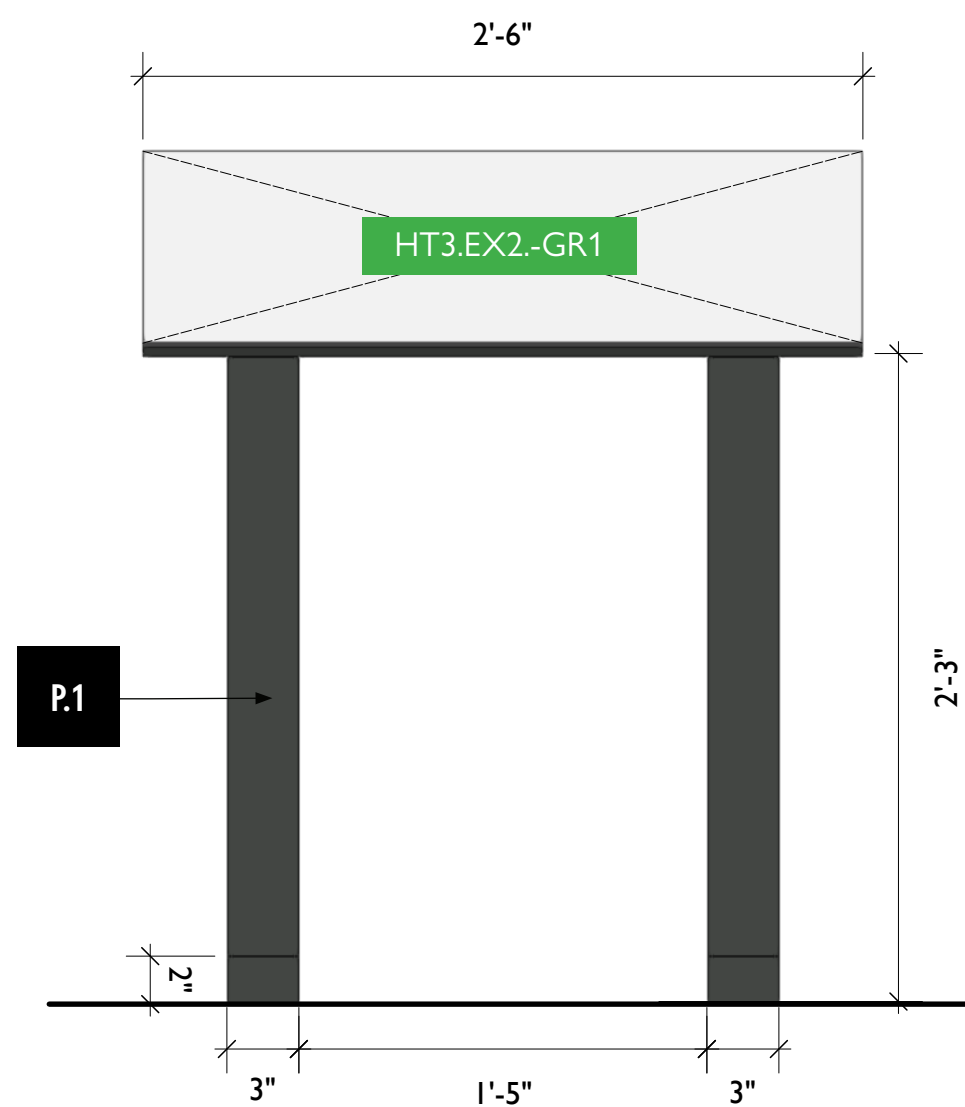
Project Team:
Project Manager: SF
Designer: JE, SF

© Studio Tectonic LLC. All rights reserved. No part of this document may be reproduced or utilized in any form without prior written authorization from Studio Tectonic LLC. This document serves as a device to communicate design intent only. Fabrication and installation of the products represented herein will be derived from shop drawings produced by the contracted fabricator.


HT3.EX2 — READER RAIL



3 HT3.EX2 - Reader Rail, Top View
Scale: 1 1/2" = 1'-0"

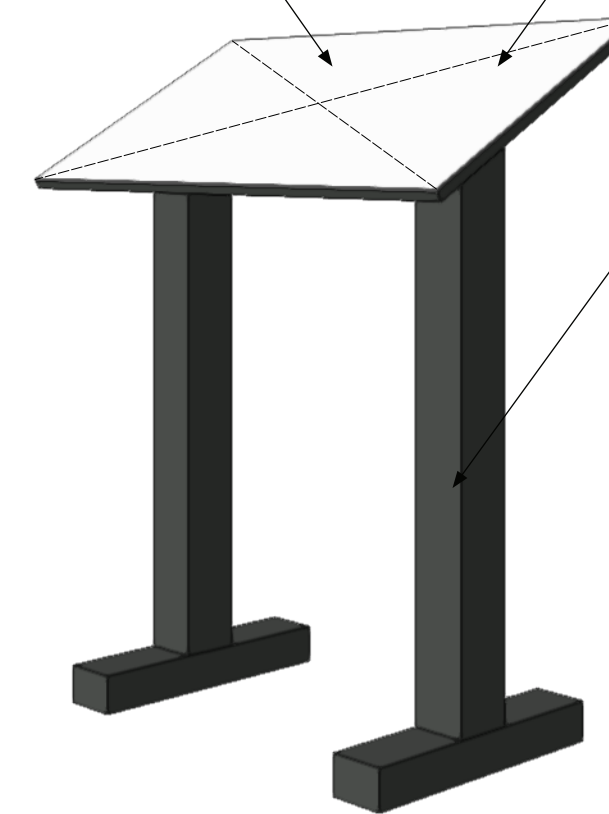


1 HT3.EX2 - Reader Rail, Front View
Scale: 1 1/2" = 1'-0"



2 HT3.EX2 - Reader Rail, Side View
Scale: 1 1/2" = 1'-0"

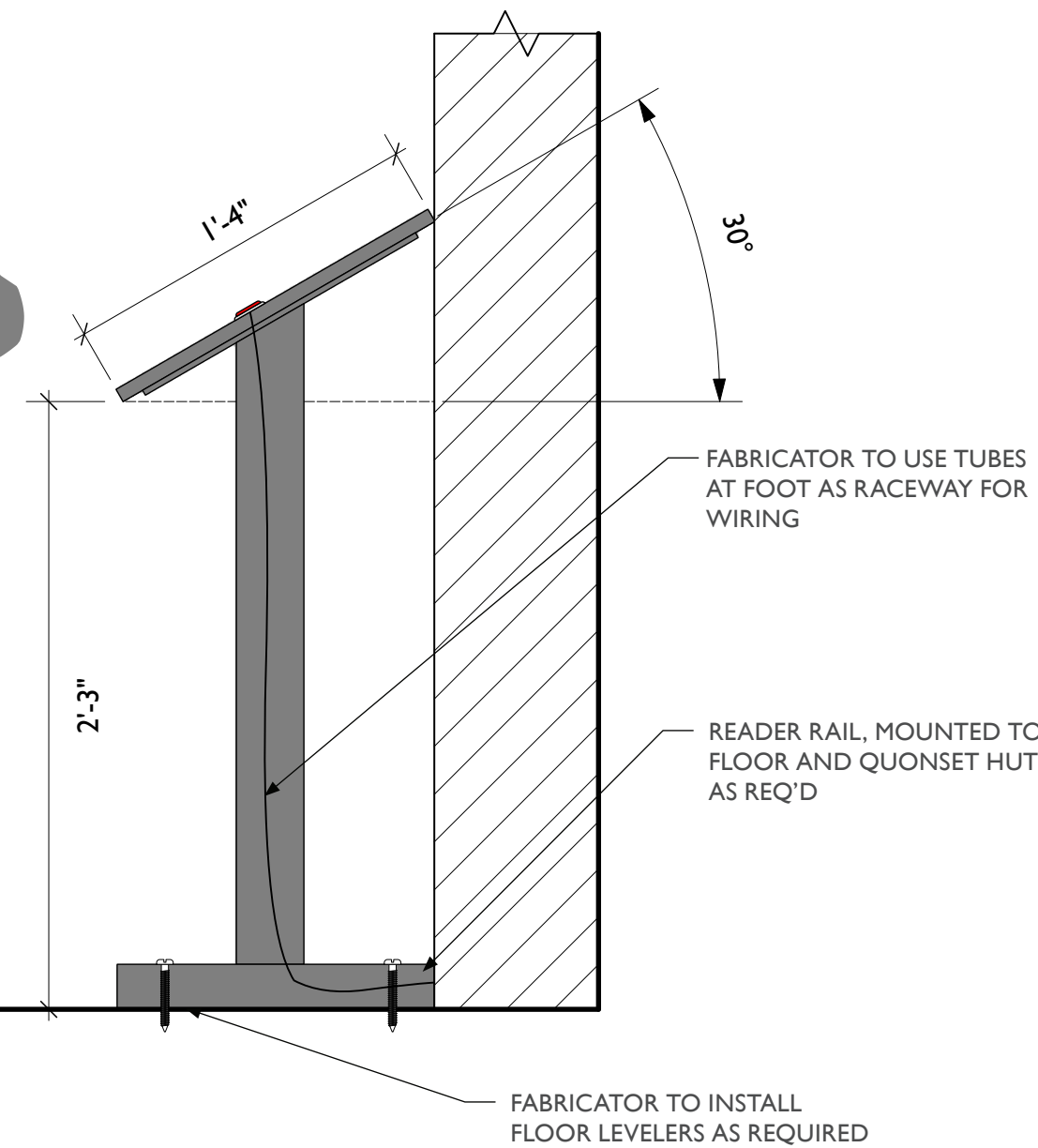
HT3.EX2-ME1



4 HT3.EX2 - Reader Rail, Perspective View
Scale: 1/4" = 1'-0"

FABRICATOR TO ADD ACTIVATION BUTTON FOR ADJACENT MEDIA SHOWN ON SURFACE MOUNTED MONITOR

ACTIVATION BUTTON FOR MEDIA WILL REQUIRE INTERNAL WIRING THROUGH RAIL INTO QUONSET HUT



FABRICATOR TO USE TUBES AT FOOT AS RACEWAY FOR WIRING

READER RAIL, MOUNTED TO FLOOR AND QUONSET HUT AS REQ'D

FABRICATOR TO INSTALL FLOOR LEVELERS AS REQUIRED



City of Thornton
Fire Department

aw

STUDIO TECTONIC
Exhibition & Interpretive Design / Planning
400 Marine Street, Carriage House
Boulder, CO 80302
tel 720.398.3030 fax 720.398.3035
info@studiotectonic.com

Prepared for:
**City of Thornton
Fire Department**

Project:
Thornton Fire Museum

Project Phase:
Schematic Design

Sheet Title:
HT3.EX2 — Reader Rail

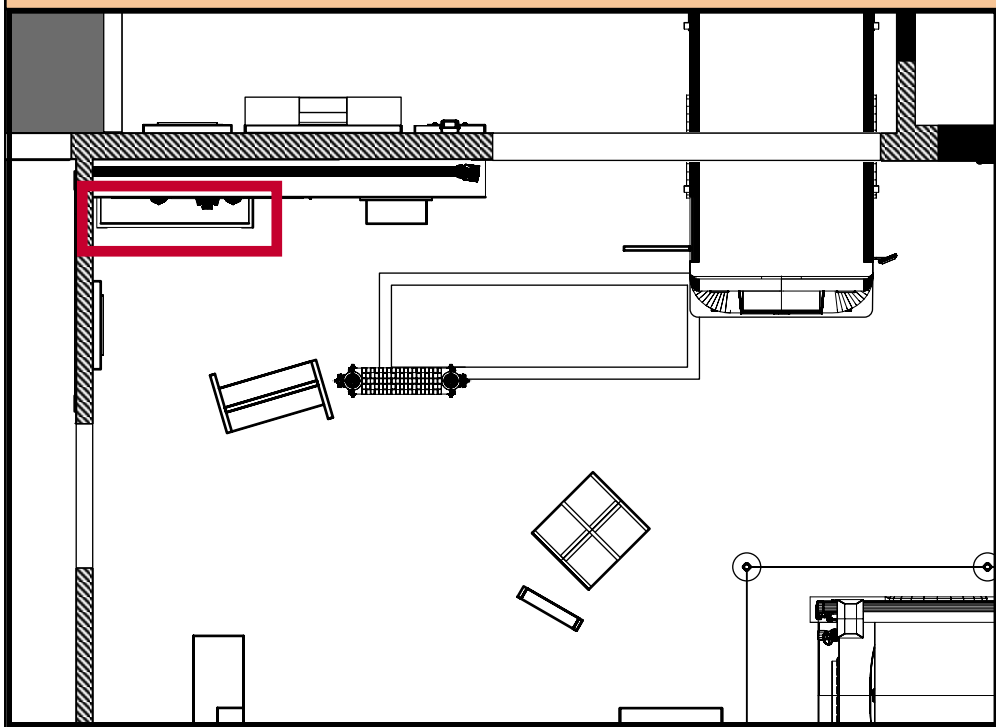
Project Team:
Project Manager: SF
Designer: JE, SF

© Studio Tectonic LLC. All rights reserved. No part of this document may be reproduced or utilized in any form without prior written authorization from Studio Tectonic LLC. This document serves as a device to communicate design intent only. Fabrication and installation of the products represented herein will be derived from shop drawings produced by the contracted fabricator.

Page 27 of 64

Sheet Issue Date: April 17, 2026 Project Number: 26TFM01

HT3.EX1-CA1 — FREESTANDING CASE



SLIDING GLASS FRONT SYSTEM

Provide three (3) horizontally sliding glass panels at front elevation.

PANELS

- Laminated low-iron tempered glass to match adjacent panels
- Panels sized to allow overlapping travel for full access across opening

TRACK SYSTEM

- Provide top and bottom aluminum track system, fully aligned and concealed within head and sill conditions
- Tracks to allow smooth, stable, and quiet operation
- Bottom track to include low-profile guide system to prevent panel swing
- Top track to be primary load-bearing element where required

HARDWARE

- Provide concealed roller assemblies rated for panel weight
- Provide anti-lift devices to prevent panel removal from exterior
- Provide integrated stops to control panel travel

LOCKS

- Provide integrated locking system securing sliding panels
- Lock to engage multiple panels simultaneously or lock active panel to fixed condition
- Keyed alike across case unless otherwise noted
- Locate locks discreetly to minimize visual impact

FRAMING

- Sliding panels to be set within minimal aluminum head and sill extrusions
- Finish: powder coat or anodized, color as selected
- Vertical edges of sliding panels to remain frameless (polished glass edges) where feasible

BASE / STRUCTURE

- Provide concealed welded steel frame within base to fully support glass loads and prevent deflection
- Case to be self-supporting, rigid, and stable under full load conditions
- Glass to bear on continuous recessed metal shoe anchored to steel frame
- Base to include leveling system for field adjustment

TOP

- Provide fixed laminated glass top, silicone-glazed to side panels
- Top to be removable only if specifically indicated, otherwise permanently fixed

SEALS / ENVIRONMENTAL

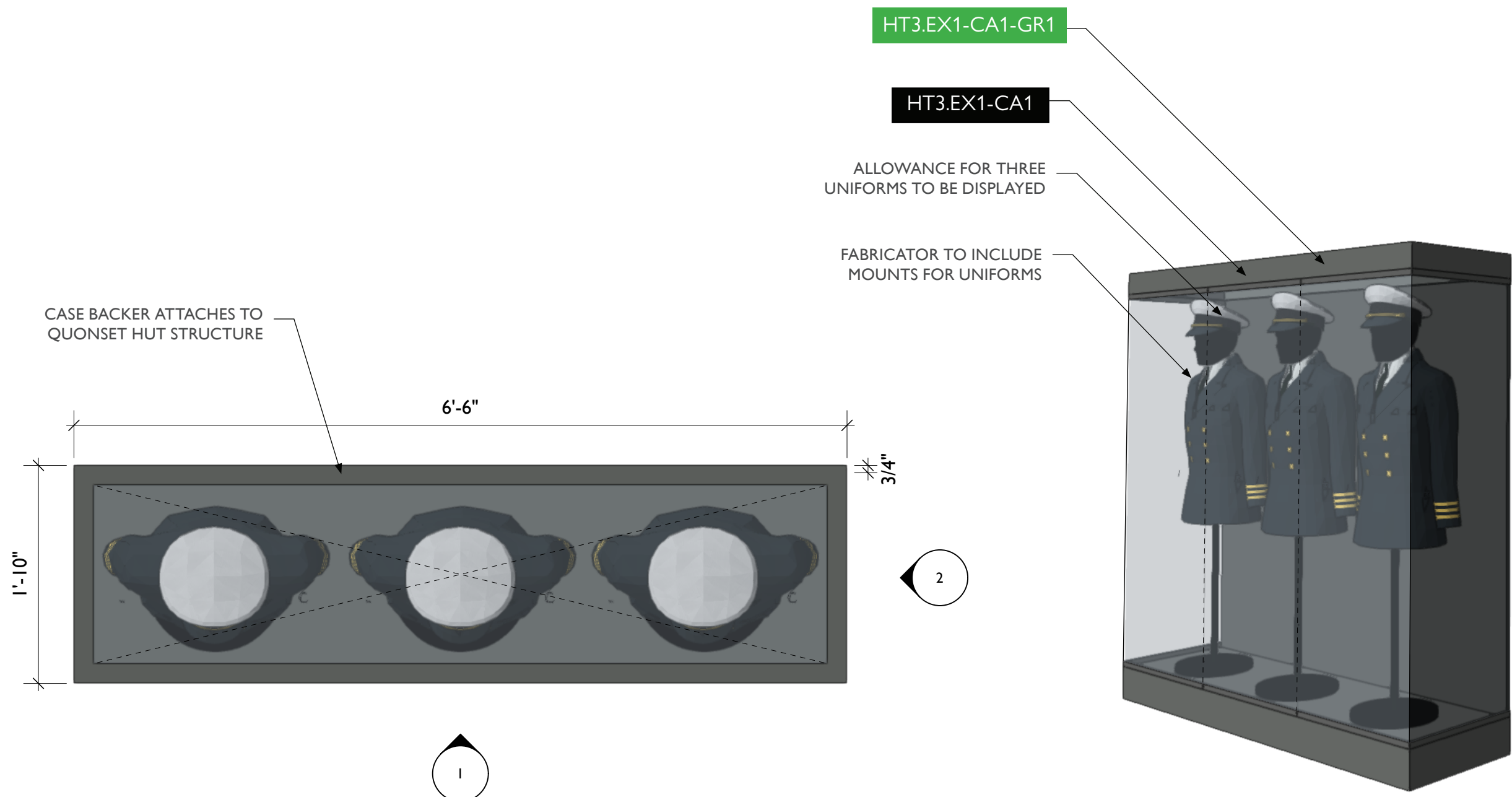
- Provide brush seals or minimal gaskets at sliding panel overlaps to reduce dust infiltration
- Note: system is not airtight; coordinate with Owner if higher environmental control is required

FABRICATION & ENGINEERING

- Fabricator to provide signed shop drawings and engineering calculations for:
 - Glass thickness and deflection
 - Track system load capacity
 - Structural stability of case
 - System to meet applicable ASTM safety glazing standards

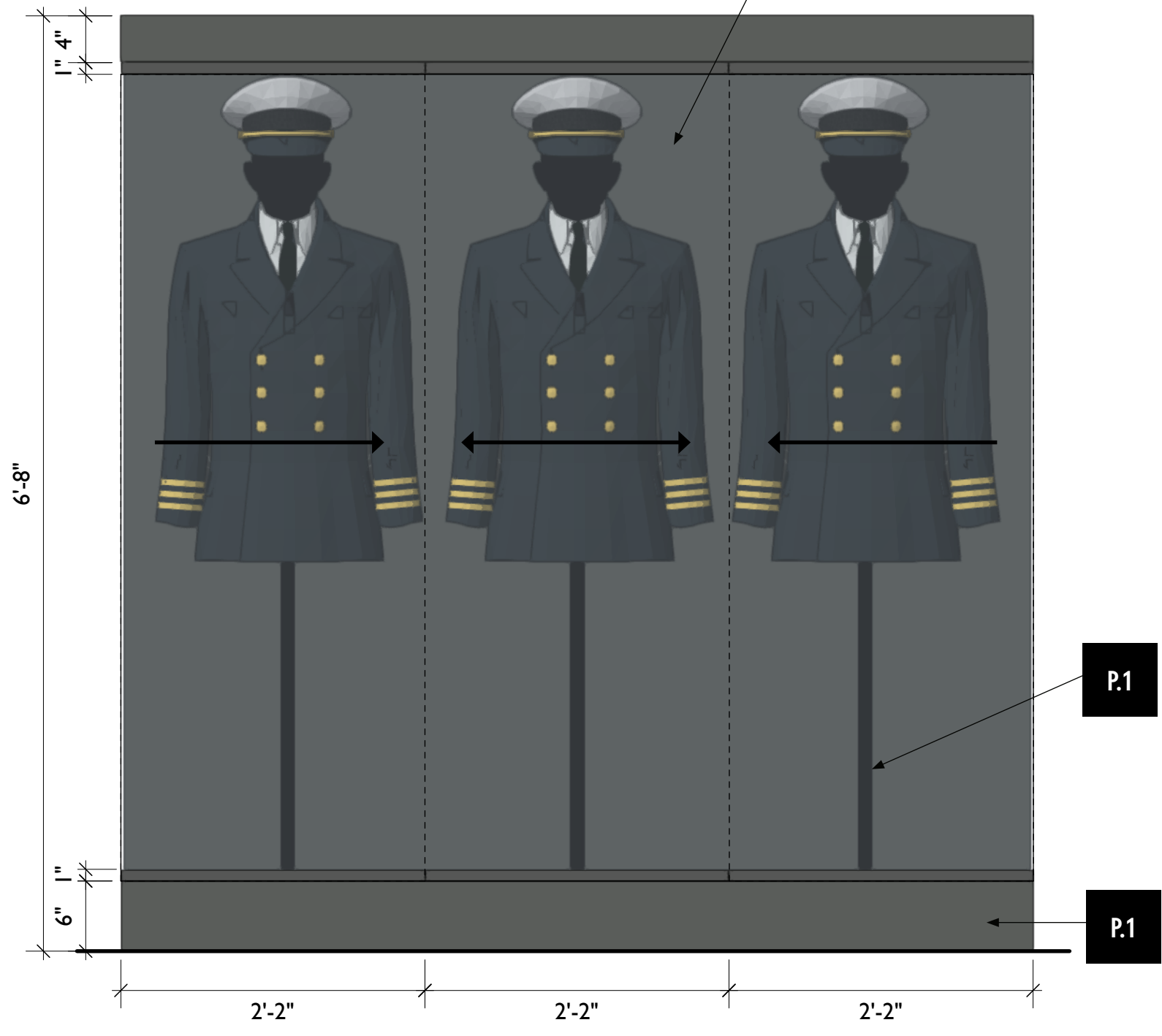
EXECUTION

- All visible components to be aligned, square, and free of distortion
- Silicone joints to be clean, consistent, and free of air bubbles or voids
- Sliding panels to operate smoothly with no binding or racking




3 HT3.EX1-CA1 - Freestanding Case, Top View
Scale: 1" = 1'-0"

4 HT3.EX1-CA1 - Freestanding Case, Perspective View
Scale: 1/4" = 1'-0"



1 HT3.EX1-CA1 - Freestanding Case, Front View
Scale: 1" = 1'-0"



2 HT3.EX1-CA1 - Freestanding Case, Side View
Scale: 1" = 1'-0"



City of Thornton
Fire Department



STUDIO TECTONIC
Exhibition & Interpretive Design / Planning
400 Marine Street, Carriage House
Boulder, CO 80302
tel 720.398.3030 fax 720.398.3035
info@studiotectonic.com

Prepared for:
**City of Thornton
Fire Department**

Project:
Thornton Fire Museum

Project Phase:
Schematic Design

Sheet Title:
**HT3.EX1.CA1 —
Freestanding Case**


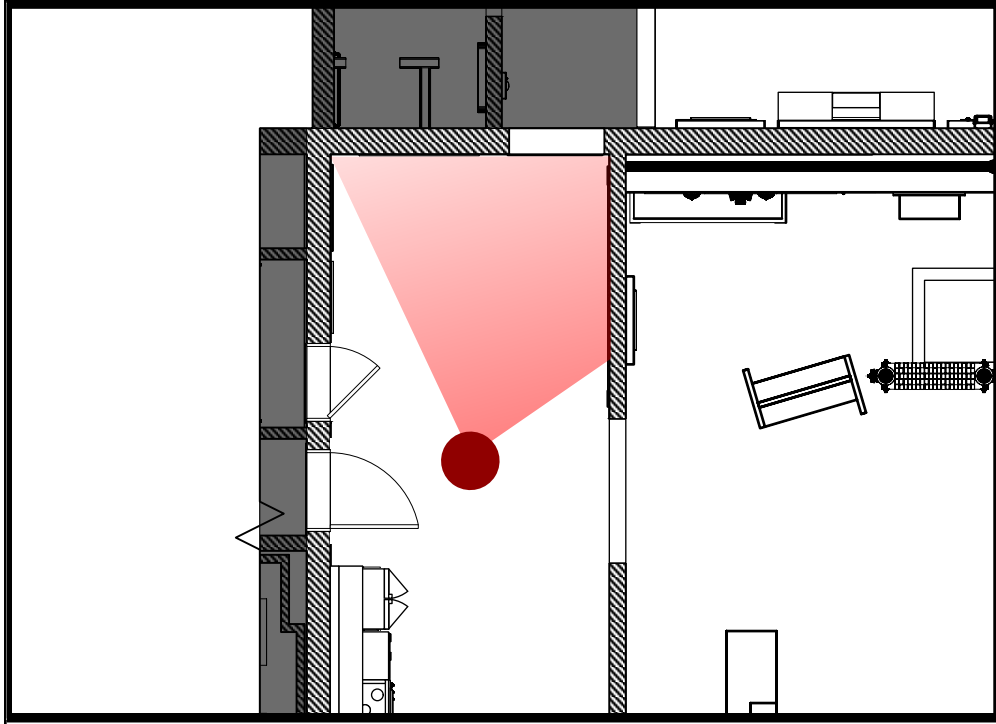
Project Team:
Project Manager: SF
Designer: JE, SF

© Studio Tectonic LLC. All rights reserved. No part of this document may be reproduced or utilized in any form without prior written authorization from Studio Tectonic LLC. This document serves as a device to communicate design intent only. Fabrication and installation of the products represented herein will be derived from shop drawings produced by the contracted fabricator.

Page 28 of 64

Sheet Issue Date: April 17, 2026 Project Number: 26TFM01

KITCHEN — RENDERING



City of Thornton
Fire Department

aw

STUDIO TECTONIC
Exhibition & Interpretive Design / Planning

400 Marine Street, Carriage House
Boulder, CO 80302
tel 720.398.3030 fax 720.398.3035
info@studiotectonic.com

Prepared for:
**City of Thornton
Fire Department**

Project:
Thornton Fire Museum

Project Phase:
Schematic Design

Sheet Title:
Kitchen — Rendering

Project Team:
Project Manager: SF
Designer: JE, SF

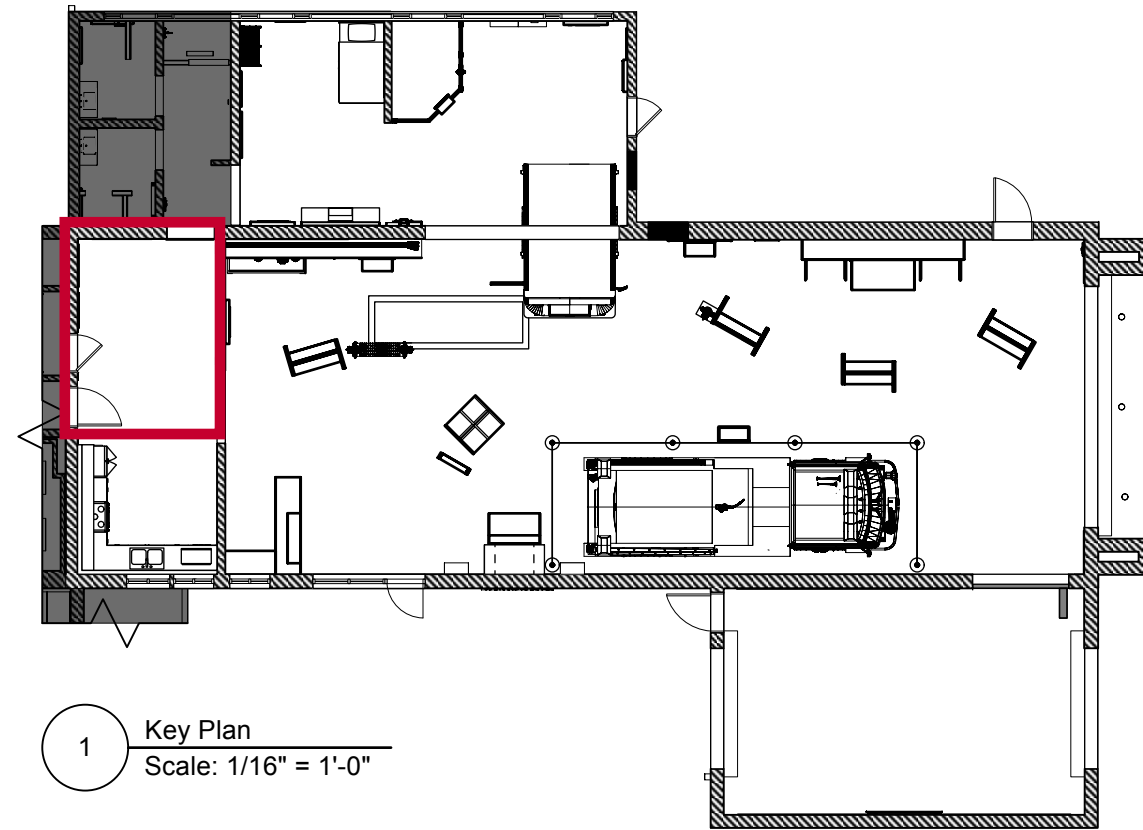
© Studio Tectonic LLC. All rights reserved. No part of this document may be reproduced or utilized in any form without prior written authorization from Studio Tectonic LLC. This document serves as a device to communicate design intent only. Fabrication and installation of the products represented herein will be derived from shop drawings produced by the contracted fabricator.

Page 29 of 64

Sheet Issue Date:
April 17, 2026

Project Number
26TFM01

KITCHEN — KEY PLAN



1 Key Plan
Scale: 1/16" = 1'-0"



EXHIBIT SCHEDULE

Kitchen		
KN1.EX1	Second Family / Around the Table	Wall Graphic
KN1.EX2	Second Family / Around the Table	Wall Graphic
KN1.EX3	Second Family / Around the Table	Wall Graphic
KN1.EX4	Second Family / Around the Table	Wall Graphic
KN1.EX5	Second Family / Around the Table	Wall Graphic



City of Thornton
Fire Department



STUDIO TECTONIC
Exhibition & Interpretive Design / Planning
400 Marine Street, Carriage House
Boulder, CO 80302
tel 720.398.3030 fax 720.398.3035
info@studiotectonic.com

Prepared for:
**City of Thornton
Fire Department**

Project:
Thornton Fire Museum

Project Phase:
Schematic Design

Content Groups

KN1 Second Family / Decisions Made Around the Table



1 Floor Plan
Scale: 3/8" = 1'-0"

Sheet Title:
Kitchen — Key Plan

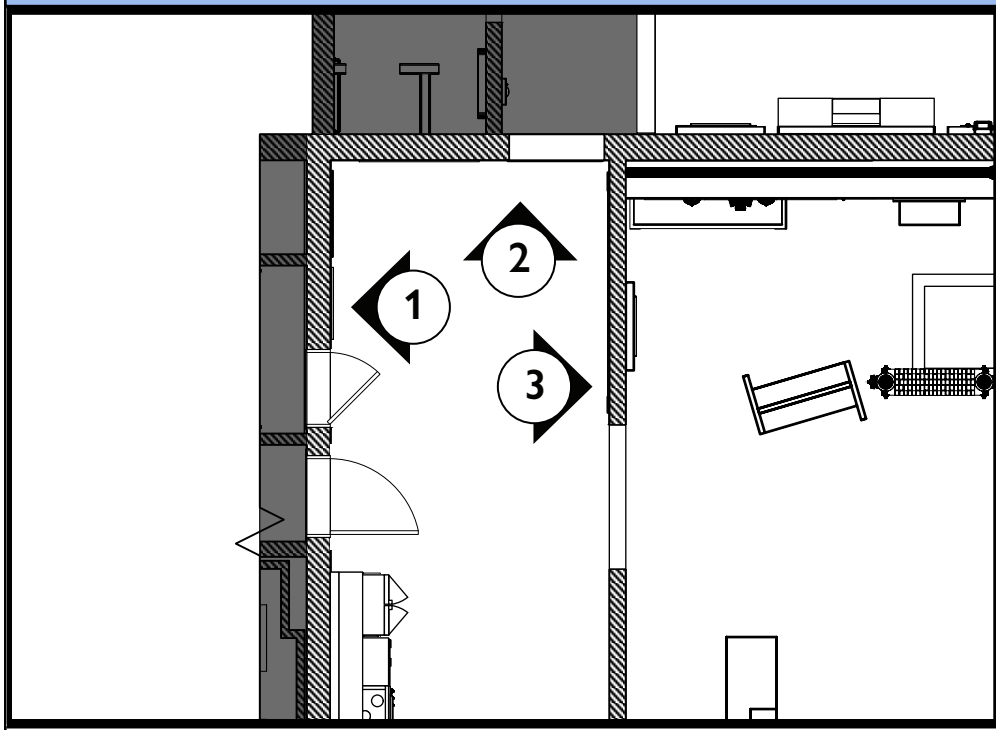
Project Team:
Project Manager: SF
Designer: JE, SF

© Studio Tectonic LLC. All rights reserved. No part of this document may be reproduced or utilized in any form without prior written authorization from Studio Tectonic LLC. This document serves as a device to communicate design intent only. Fabrication and installation of the products represented herein will be derived from shop drawings produced by the contracted fabricator.

Page 30 of 64

Sheet Issue Date: April 17, 2026 Project Number: 26TFM01

KITCHEN — ELEVATION



ARTIFACT SCHEDULE (SEE CONTENT APPENDIX FOR OBJECT DETAILS)

Kitchen		
KN1.EX1-AR1	Second Family / Decisions Made...	Station I Assignment Board
KN1.EX1-AR2	Second Family / Decisions Made...	Original "Pit" Sign



City of Thornton
Fire Department

aw

STUDIO TECTONIC
Exhibition & Interpretive Design / Planning
400 Marine Street, Carriage House
Boulder, CO 80302
tel 720.398.3030 fax 720.398.3035
info@studiotectonic.com

Prepared for:
**City of Thornton
Fire Department**

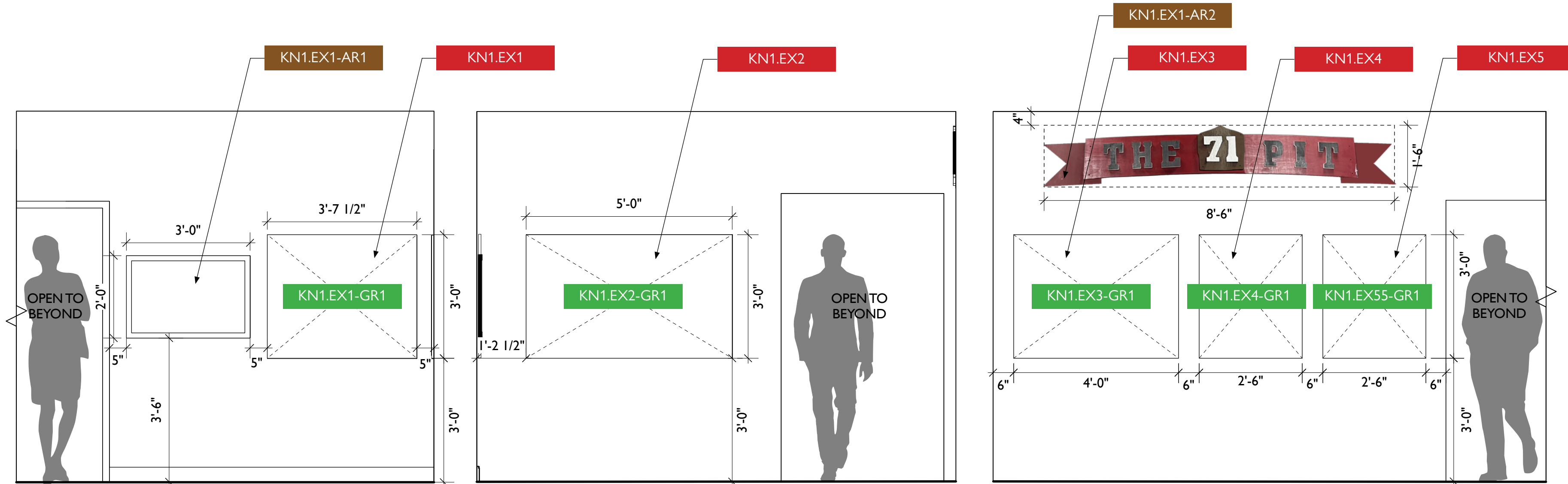
Project:
Thornton Fire Museum

Project Phase:
Schematic Design



Original "Pit" Sign Reference Visual

FABRICATOR TO RE-INSTALL AND CONNECT TO PROVIDED POWER, COORDINATE WITH DESIGNER/GC FOR LOCATION



1 KN1.EX1 - Second Family / Decisions Made Around The Table
Scale: 1/2" = 1'-0"

2 KN1.EX1 - Second Family / Decisions Made Around The Table
Scale: 1/2" = 1'-0"

3 KN1.EX1 - Second Family / Decisions Made Around The Table
Scale: 1/2" = 1'-0"

KN1

KN1

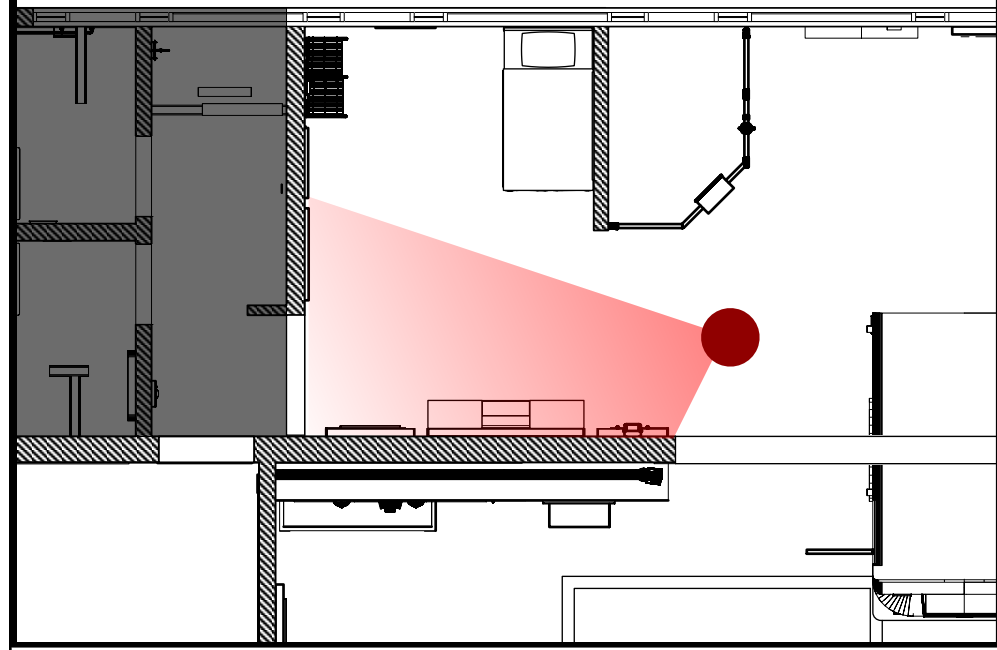
KN1

Sheet Title:
Kitchen — Elevation

Project Team:
Project Manager: SF
Designer: JE, SF

© Studio Tectonic LLC. All rights reserved. No part of this document may be reproduced or utilized in any form without prior written authorization from Studio Tectonic LLC. This document serves as a device to communicate design intent only. Fabrication and installation of the products represented herein will be derived from shop drawings produced by the contracted fabricator.

LIFE AT THE STATION — RENDERING



City of Thornton
Fire Department

aw

STUDIO TECTONIC
Exhibition & Interpretive Design / Planning

400 Marine Street, Carriage House
Boulder, CO 80302
tel 720.398.3030 fax 720.398.3035
info@studiotectonic.com

Prepared for:
**City of Thornton
Fire Department**

Project:
Thornton Fire Museum

Project Phase:
Schematic Design

Sheet Title:
Life at the Station — Rendering

Project Team:
Project Manager: SF
Designer: JE, SF

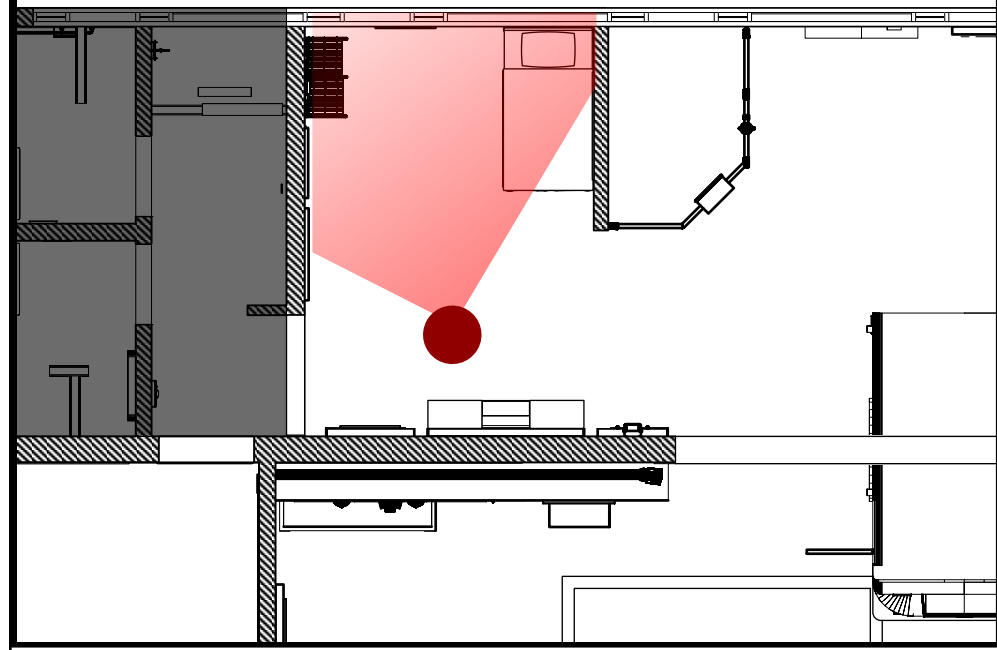
© Studio Tectonic LLC. All rights reserved. No part of this document may be reproduced or utilized in any form without prior written authorization from Studio Tectonic LLC. This document serves as a device to communicate design intent only. Fabrication and installation of the products represented herein will be derived from shop drawings produced by the contracted fabricator.

Page 32 of 64

Sheet Issue Date:
April 17, 2026

Project Number
26TFM01

LIFE AT THE STATION — RENDERING



City of Thornton
Fire Department

aw

STUDIO TECTONIC
Exhibition & Interpretive Design / Planning

400 Marine Street, Carriage House
Boulder, CO 80302
tel 720.398.3030 fax 720.398.3035
info@studiotectonic.com

Prepared for:
**City of Thornton
Fire Department**

Project:
Thornton Fire Museum

Project Phase:
Schematic Design



Sheet Title:
Life at the Station — Rendering

Project Team:
Project Manager: SF
Designer: JE, SF

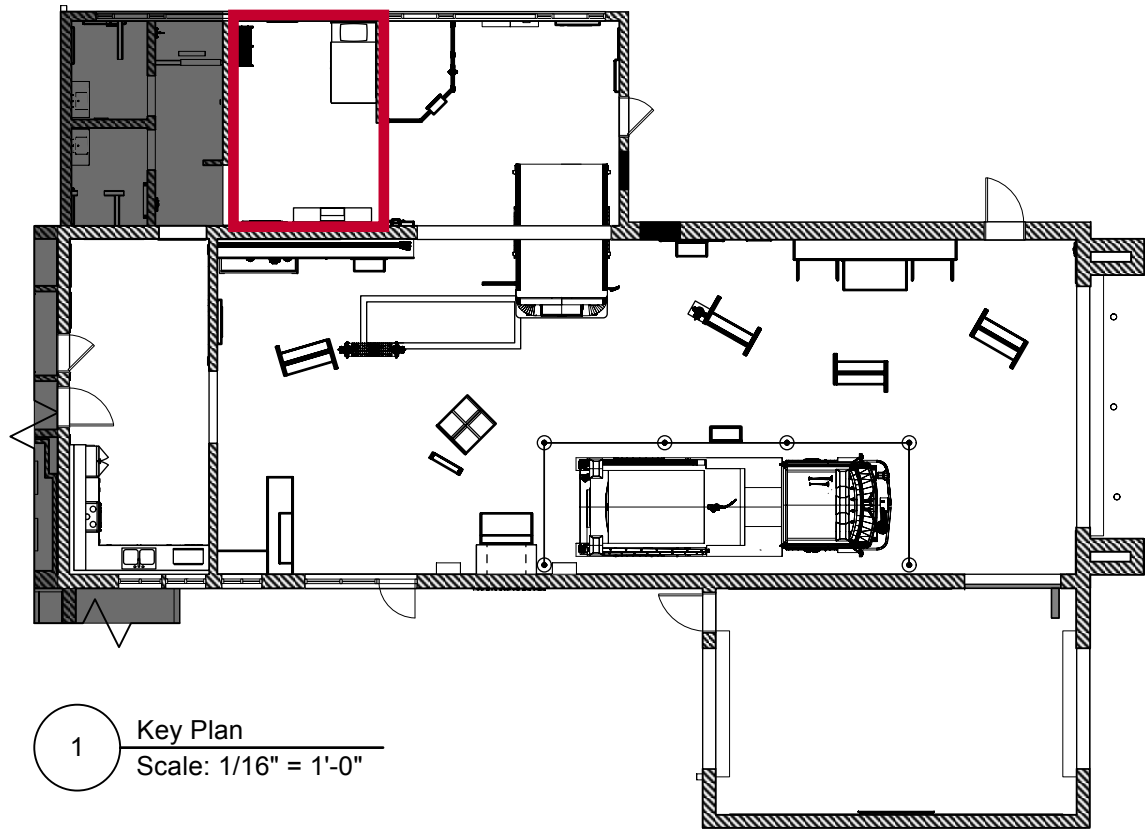
© Studio Tectonic LLC. All rights reserved. No part of this document may be reproduced or utilized in any form without prior written authorization from Studio Tectonic LLC. This document serves as a device to communicate design intent only. Fabrication and installation of the products represented herein will be derived from shop drawings produced by the contracted fabricator.

Page 33 of 64

Sheet Issue Date:
April 17, 2026

Project Number
26TFM01

LIFE AT THE STATION — KEY PLAN



1 Key Plan
Scale: 1/16" = 1'-0"



EXHIBIT SCHEDULE

Life at the Station		
LS1.EX1	DYHWIT	Incoming Call Speaker Interactive
LS1.EX2	DYHWIT	Wall Mounted Equipment Display
LS1.EX3	DYHWIT	CPAT Interactive
LS2.EX3	Bunk Room	Life at the Station Graphic
LS2.EX1	Getting Ready For The Call	Bed Recreation
LS2.EX4	Bunk Room	Bunk Room Photo Graphic
LS3.EX1	Gear Try-on	Wall Graphic
LS3.EX2	Gear Try-on	Wall Mirror
LS4.EX1	Life at the Station	Overhead area banner

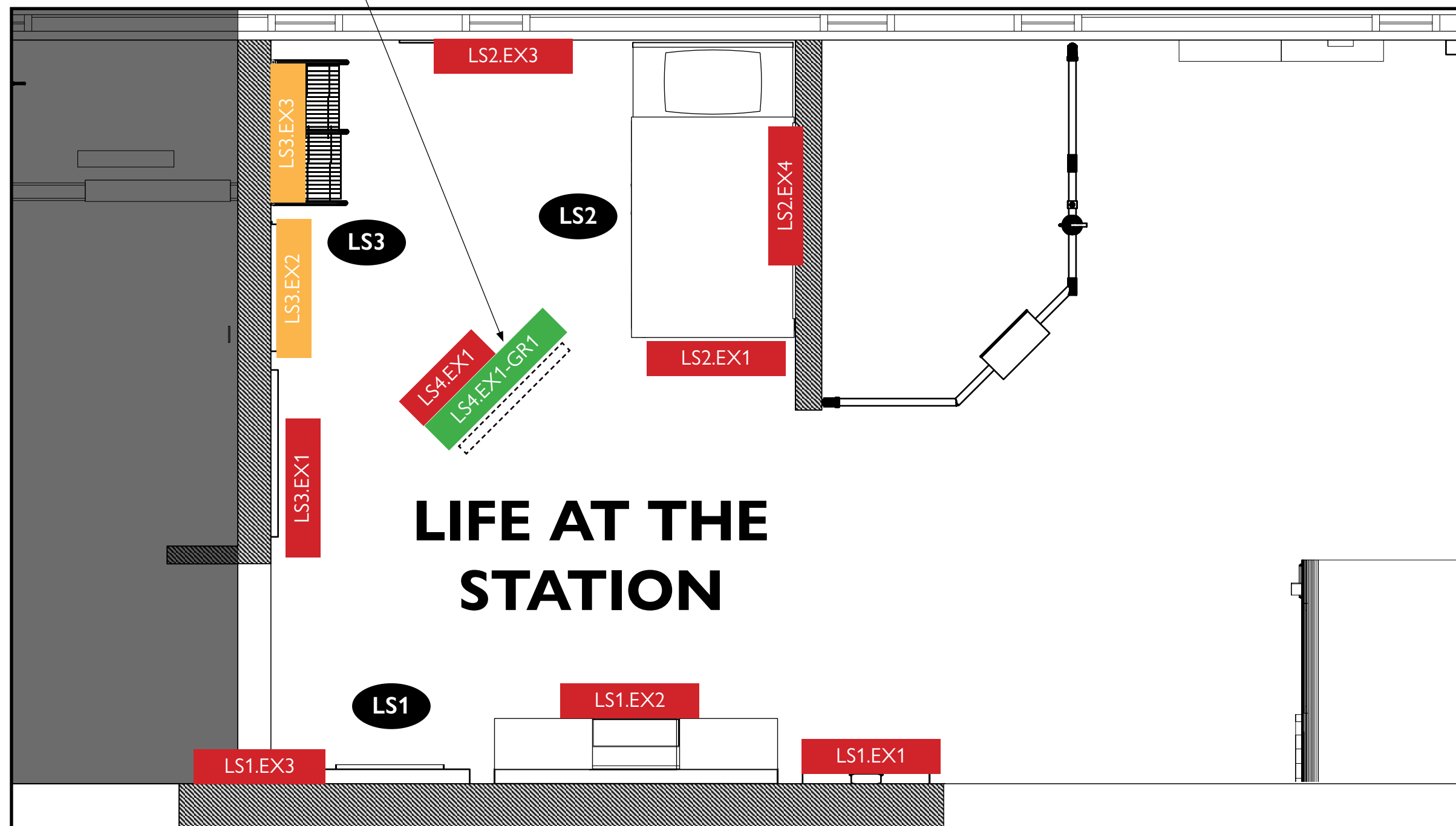
BUYOUT SCHEDULE

Life at the Station			
LS3.EX2	Owner	Gear Try-on	Mirror
LS3.EX3	Fabricator	Gear Try-on	Wall Mounted Gear Lockers

Content Groups

- LS1** Do You Have What It Takes?
- LS2** Getting Ready For The Call
- LS3** Gear Try-On

SUSPENDED POLE BANNER, SEE TYPICALS.
LOCATION/POSITION TO COORDINATE
WITH LIGHTING



1 Floor Plan
Scale: 3/8" = 1'-0"



City of Thornton
Fire Department



STUDIO TECTONIC
Exhibition & Interpretive Design / Planning
400 Marine Street, Carriage House
Boulder, CO 80302
tel 720.398.3030 fax 720.398.3035
info@studiotectonic.com

Prepared for:
**City of Thornton
Fire Department**

Project:
Thornton Fire Museum

Project Phase:
Schematic Design

Sheet Title:
Life at the Station — Key Plan

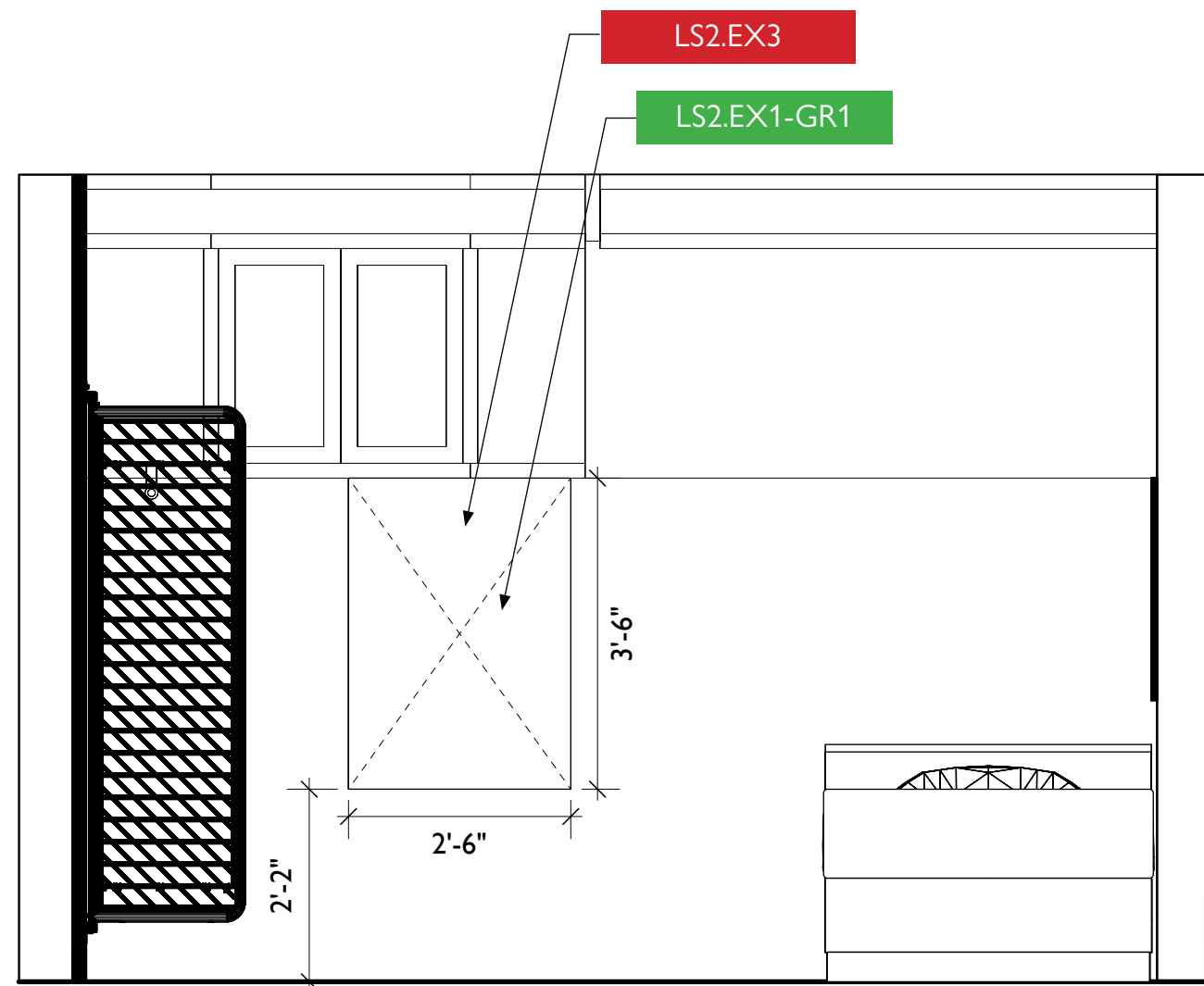
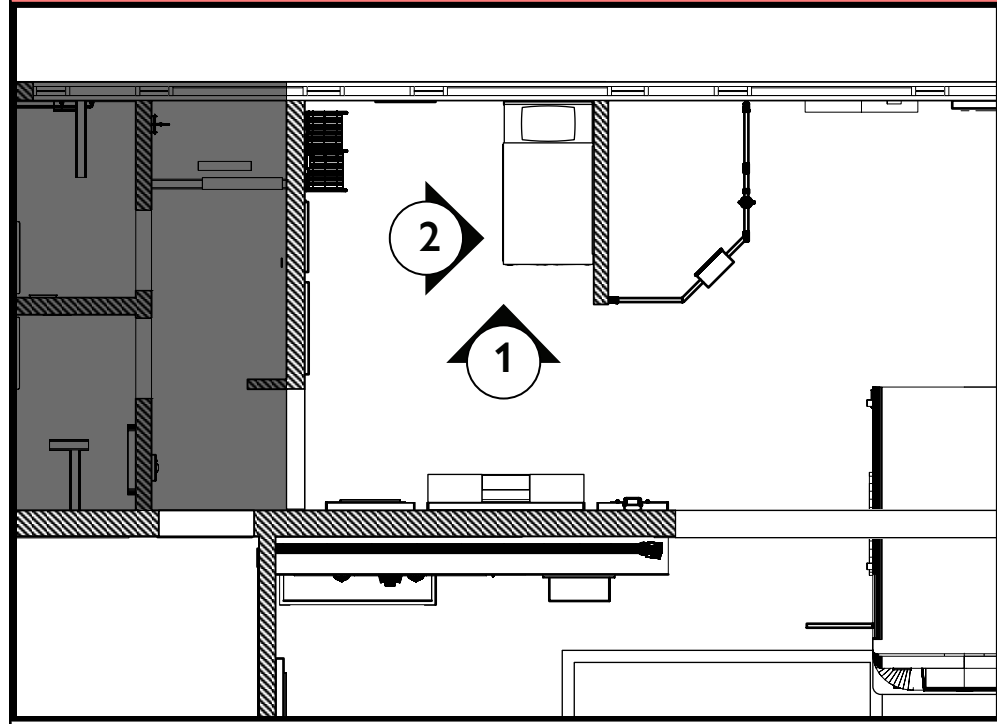
Project Team:
Project Manager: SF
Designer: JE, SF

© Studio Tectonic LLC. All rights reserved. No part of this document may be reproduced or utilized in any form without prior written authorization from Studio Tectonic LLC. This document serves as a device to communicate design intent only. Fabrication and installation of the products represented herein will be derived from shop drawings produced by the contracted fabricator.

Page 34 of 64

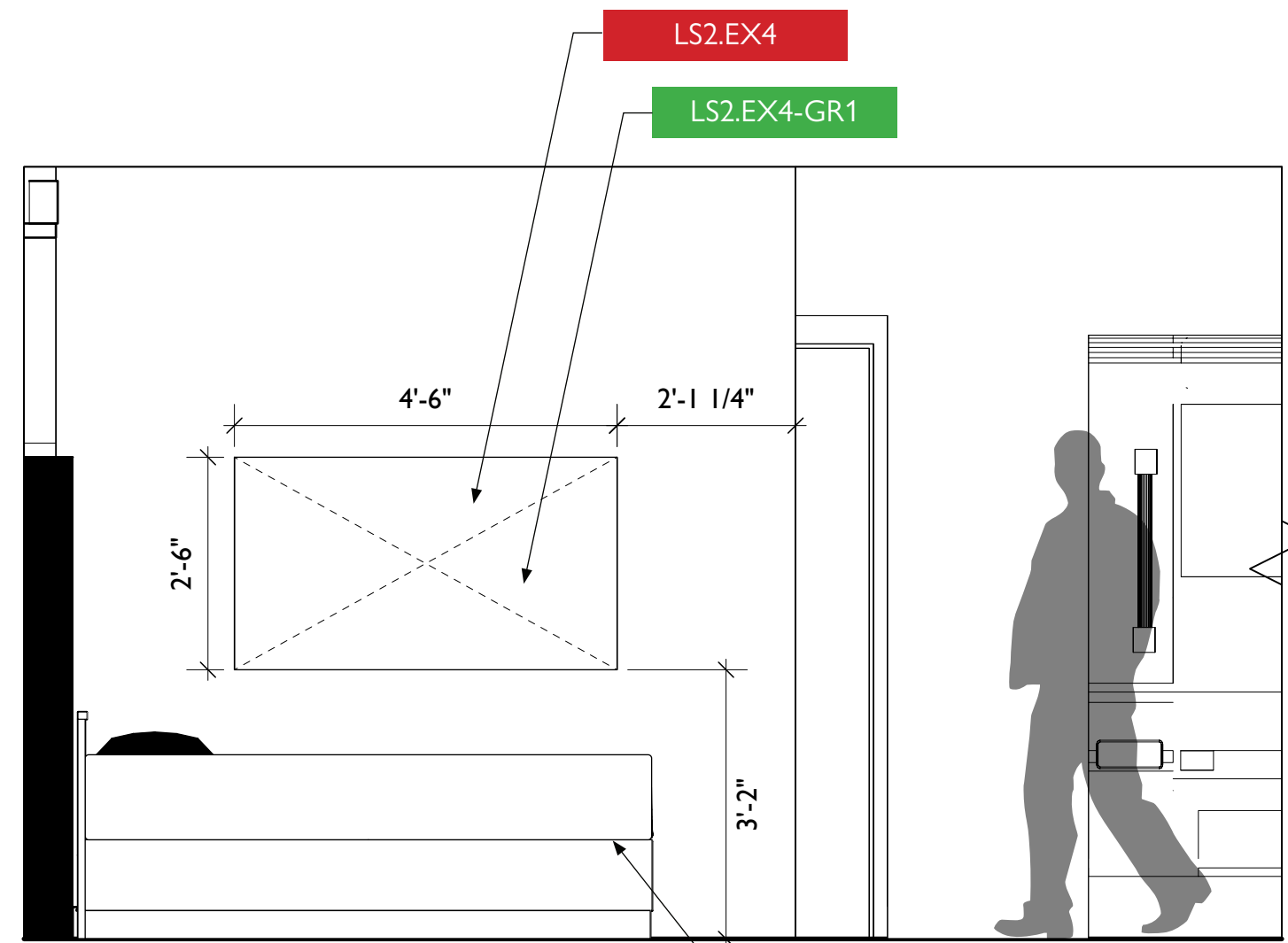
Sheet Issue Date: April 17, 2026 Project Number: 26TFM01

LIFE AT THE STATION — ELEVATIONS



1 LS2.EX1 - Getting Ready For The Call
Scale: 1/2" = 1'-0"

LS2



2 LS2.EX1 - Getting Ready For The Call
Scale: 1/2" = 1'-0"

LS2

LS2.EX1



City of Thornton
Fire Department

aw

STUDIO TECTONIC
Exhibition & Interpretive Design / Planning
400 Marine Street, Carriage House
Boulder, CO 80302
tel 720.398.3030 fax 720.398.3035
info@studiotectonic.com

Prepared for:
**City of Thornton
Fire Department**

Project:
Thornton Fire Museum

Project Phase:
Schematic Design

Sheet Title:
Life at the Station — Elevations

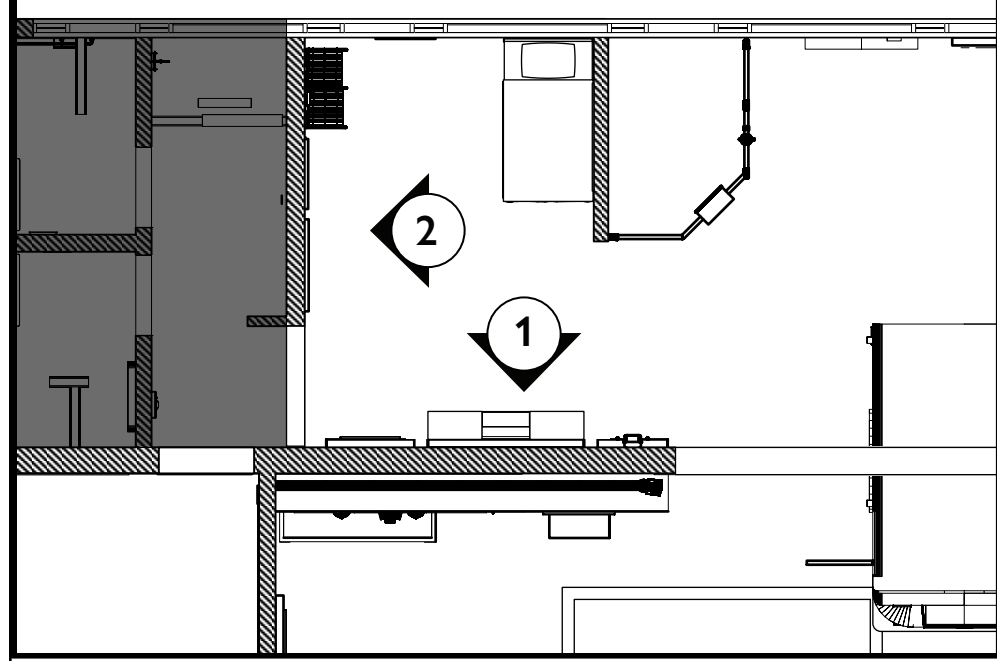
Project Team:
Project Manager: SF
Designer: JE, SF

© Studio Tectonic LLC. All rights reserved. No part of this document may be reproduced or utilized in any form without prior written authorization from Studio Tectonic LLC. This document serves as a device to communicate design intent only. Fabrication and installation of the products represented herein will be derived from shop drawings produced by the contracted fabricator.

Page 35 of 64

Sheet Issue Date: April 17, 2026 Project Number: 26TFM01

LIFE AT THE STATION — ELEVATIONS



ARTIFACT SCHEDULE (SEE CONTENT APPENDIX FOR OBJECT DETAILS)

Life at the Station		
LS1.EX2-AR1-ARXX	Do You Have What It Takes?	Artifacts TBD



City of Thornton
Fire Department

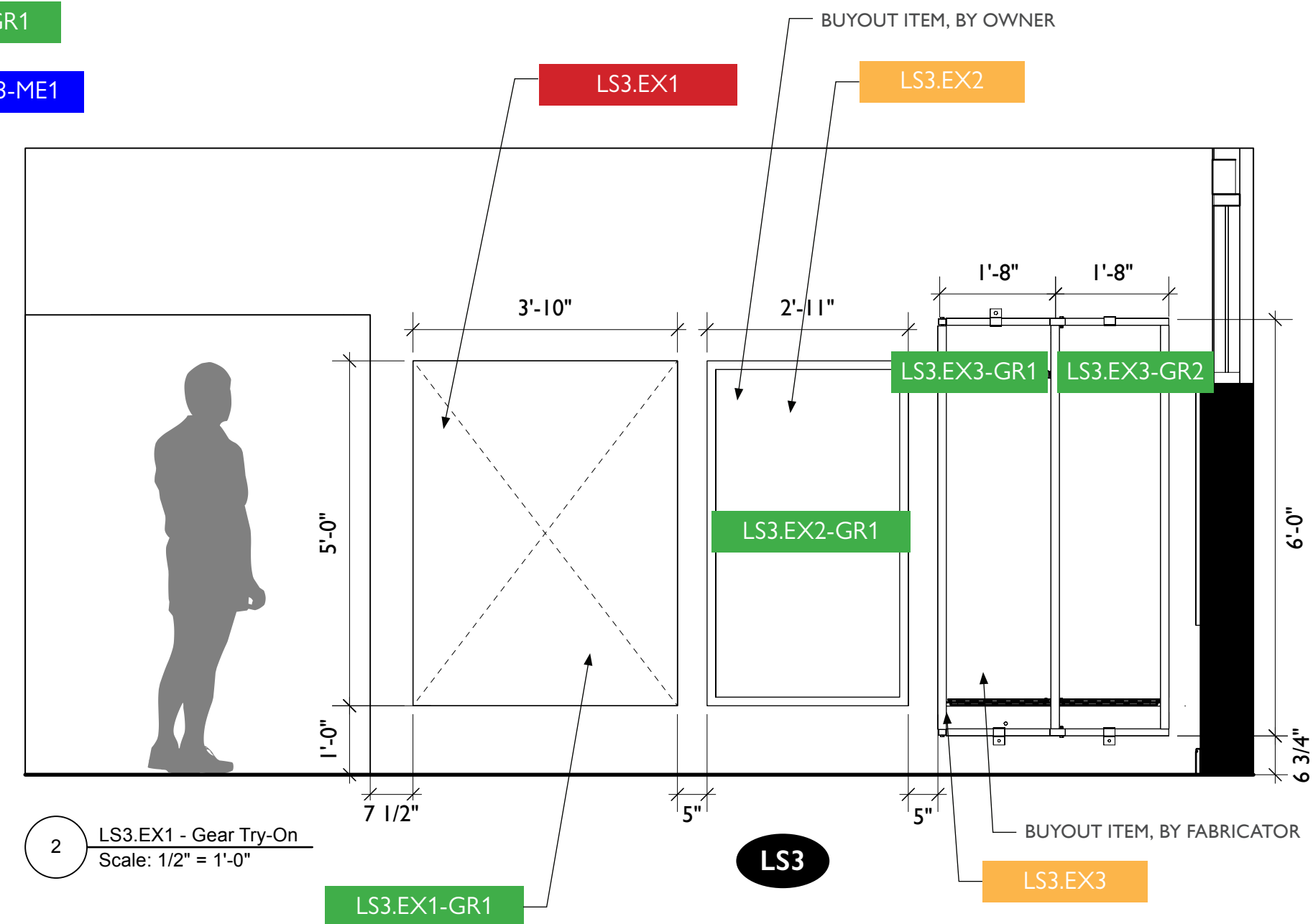
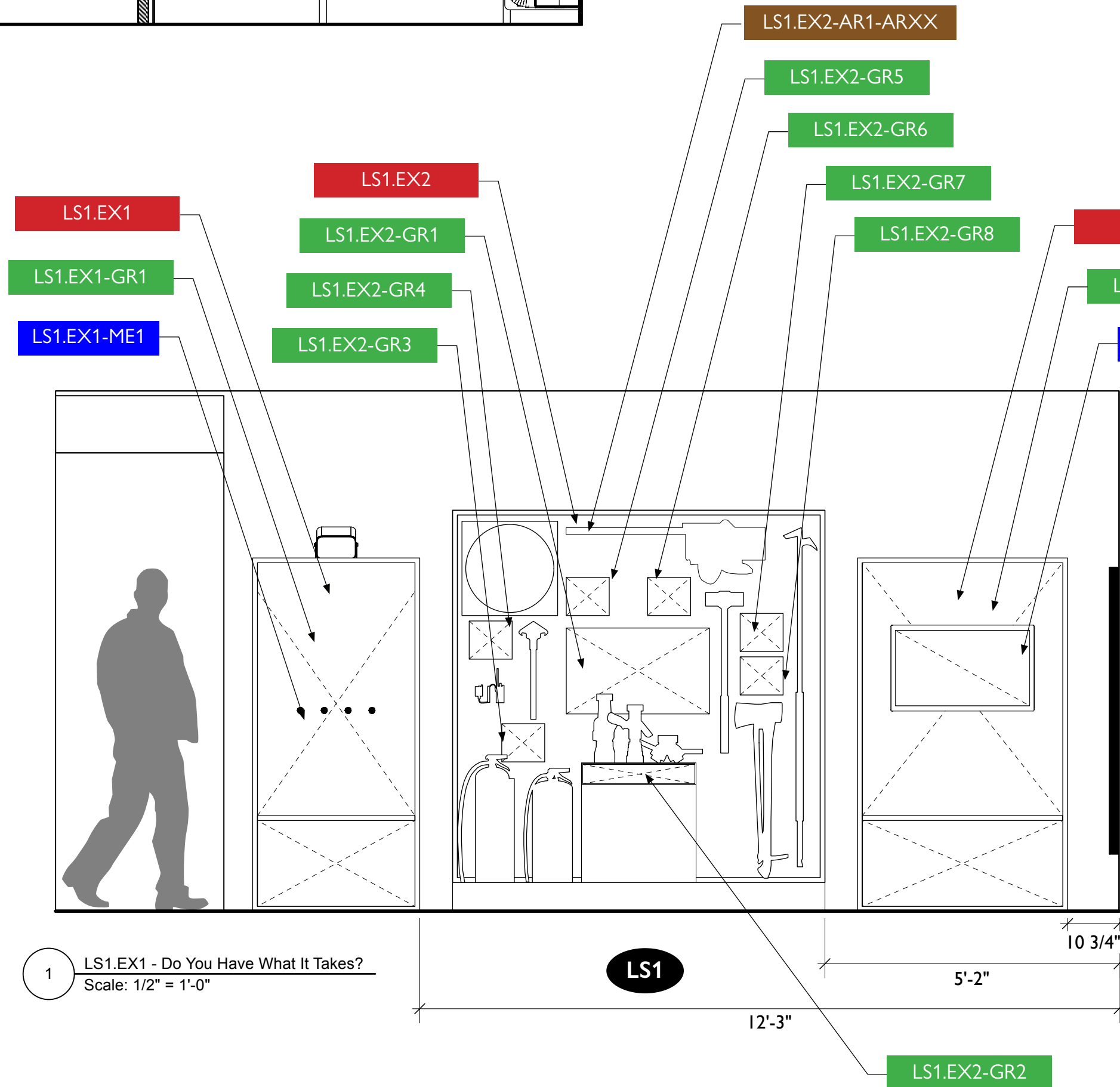


STUDIO TECTONIC
Exhibition & Interpretive Design / Planning
400 Marine Street, Carriage House
Boulder, CO 80302
tel 720.398.3030 fax 720.398.3035
info@studiotectonic.com

Prepared for:
**City of Thornton
Fire Department**

Project:
Thornton Fire Museum

Project Phase:
Schematic Design



Sheet Title:
**Life at the Station —
Elevations**

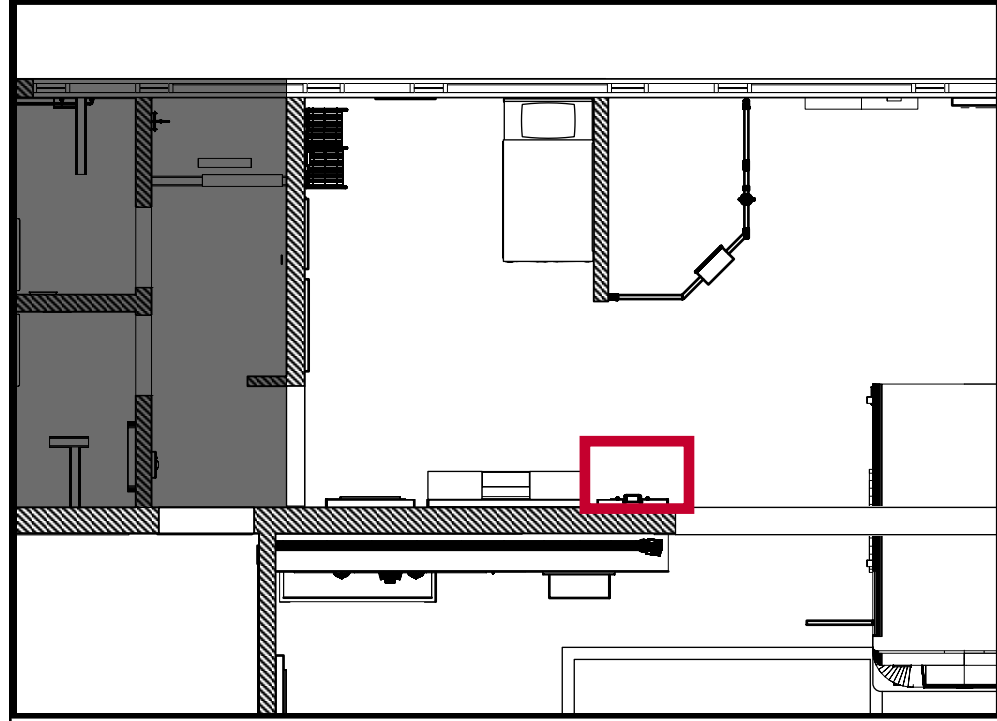
Project Team:
Project Manager: SF
Designer: JE, SF

© Studio Tectonic LLC. All rights reserved. No part of this document may be reproduced or utilized in any form without prior written authorization from Studio Tectonic LLC. This document serves as a device to communicate design intent only. Fabrication and installation of the products represented herein will be derived from shop drawings produced by the contracted fabricator.

Page 36 of 64

Sheet Issue Date: April 17, 2026 Project Number: 26TFM01

LS1.EX1 — INCOMING CALL SPEAKER INTERACTIVE



Exterior Speaker with Mount
(Sample Visual)

EXTERIOR SPEAKER, MOUNTED TO TOP AND AS REQUIRED AND AIMED DOWN TOWARDS VISTOR

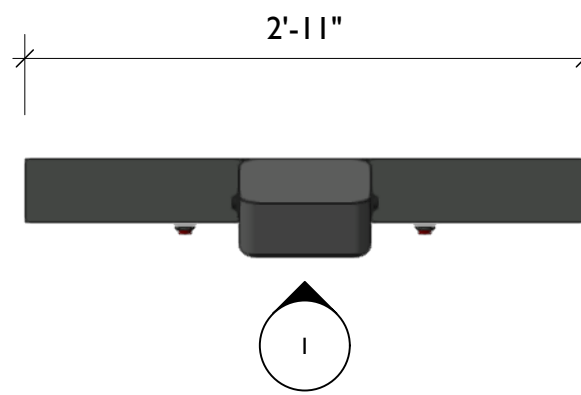
INTERPRETIVE GRAPHIC PANEL

SPEAKER ACTIVATION BUTTONS, SURFACE MOUNTED TO FRONT FACE, LOCATIONS/QUANTITY TBD

BRIGHTSIGN DIGITAL SIGNAGE MEDIA PLAYER, HOUSED INTERNALLY AS REQ'D

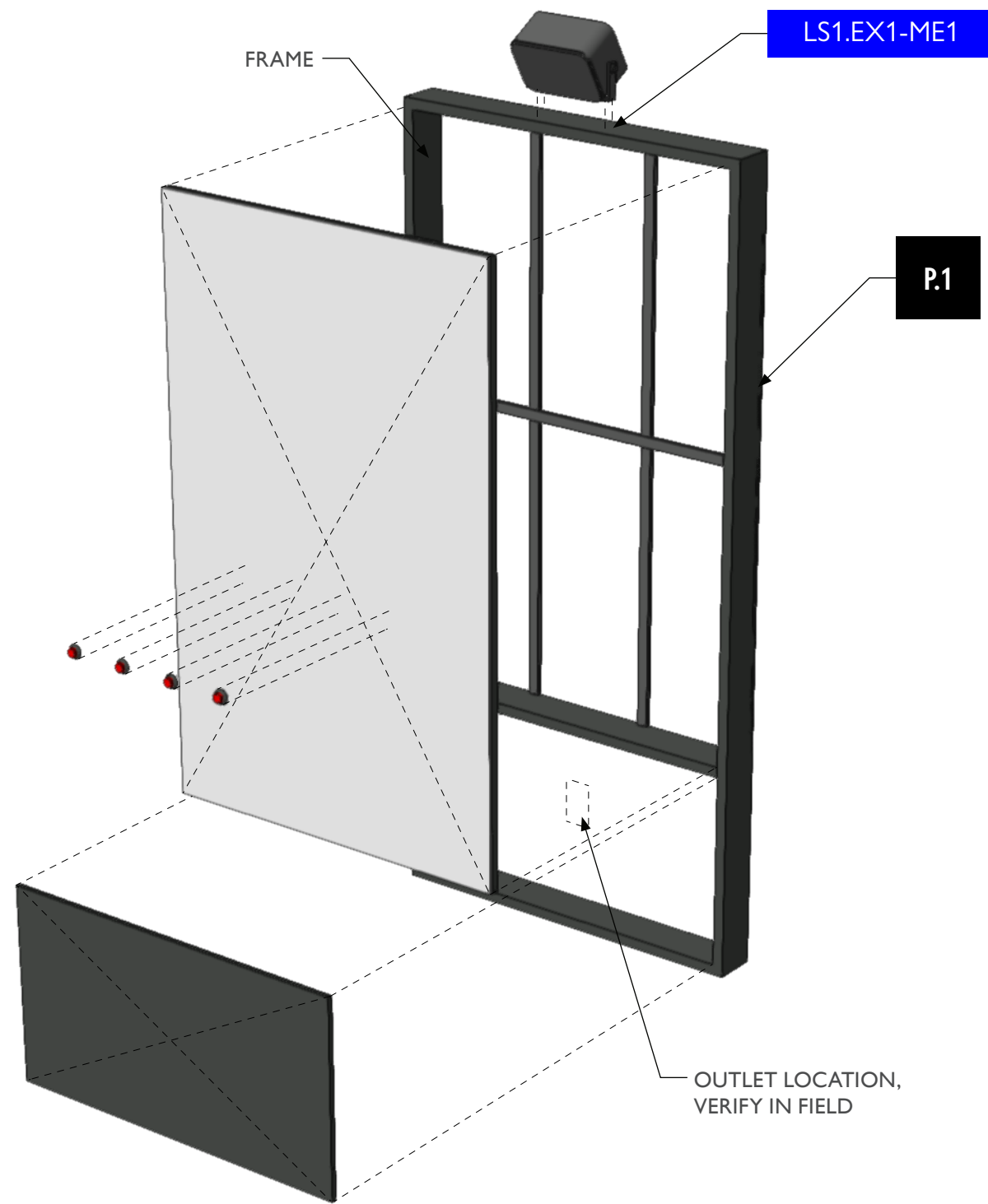
WIRING TO BE INTERNALLY HOUSED

REMOVEABLE ACCESS PANEL, ALLOWS FOR ACCESS TO ELECTRONICS AND WALL OUTLET

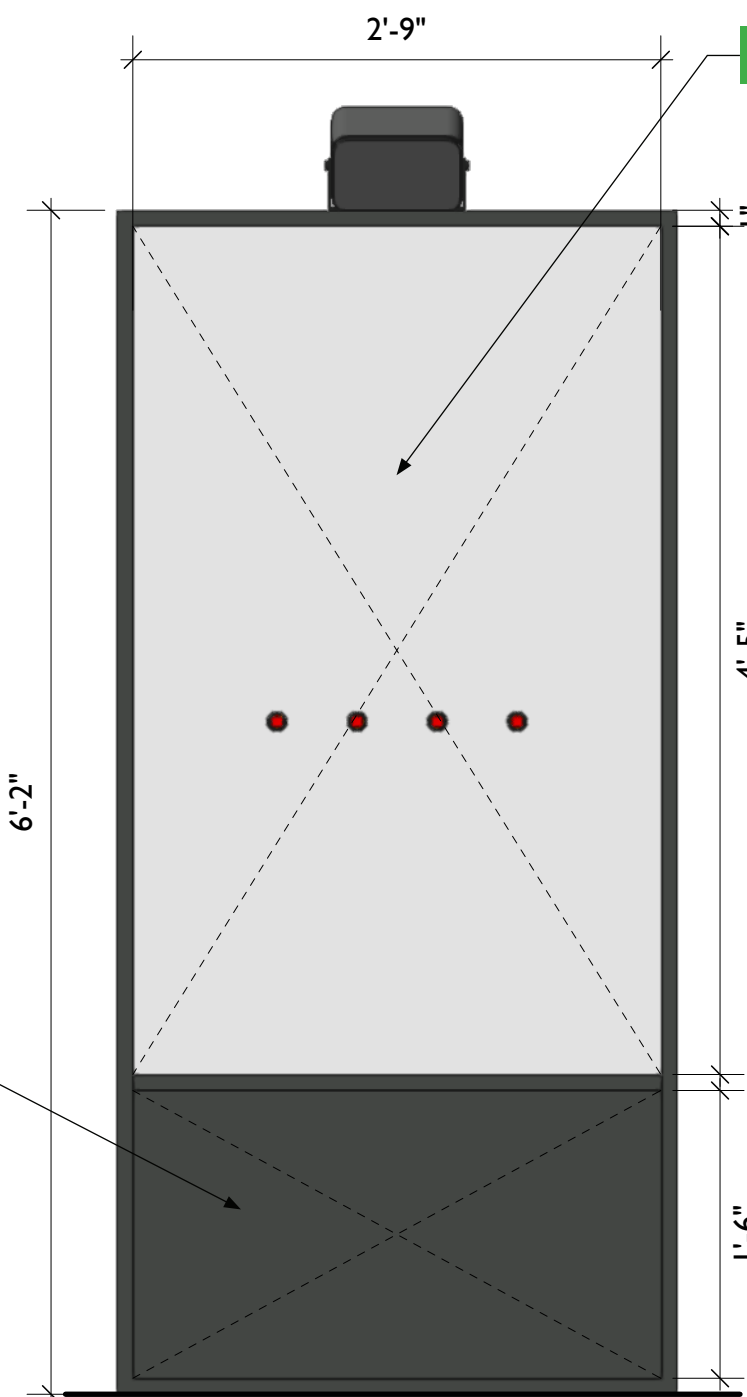


3 LS1.EX1 - Incoming Call Interactive, Top View
Scale: 1" = 1'-0"


4 LS1.EX1 - Incoming Call Interactive, Perspective View
Scale: 1/4" = 1'-0"



5 LS1.EX1 - Incoming Call Interactive, Exploded View
Scale: 1/4" = 1'-0"



1 LS1.EX1 - Incoming Call Interactive, Front View
Scale: 1" = 1'-0"



2 LS1.EX1 - Incoming Call Interactive, Side View
Scale: 1" = 1'-0"



City of Thornton
Fire Department

aw

STUDIO TECTONIC
Exhibition & Interpretive Design / Planning
400 Marine Street, Carriage House
Boulder, CO 80302
tel 720.398.3030 fax 720.398.3035
info@studiotectonic.com

Prepared for:
**City of Thornton
Fire Department**

Project:
Thornton Fire Museum

Project Phase:
Schematic Design

Sheet Title:
**LS1.EX1 — Incoming Call
Interactive**

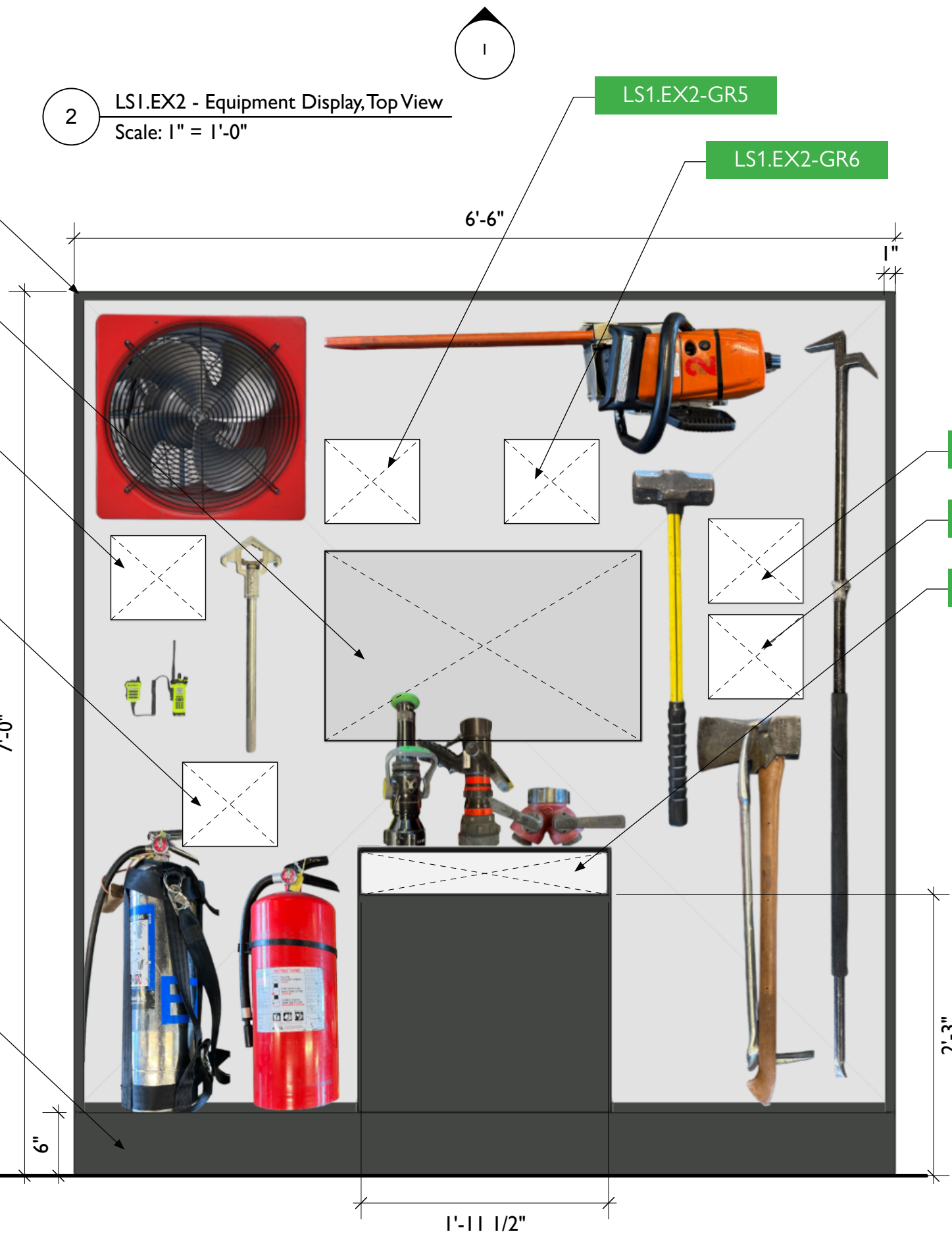
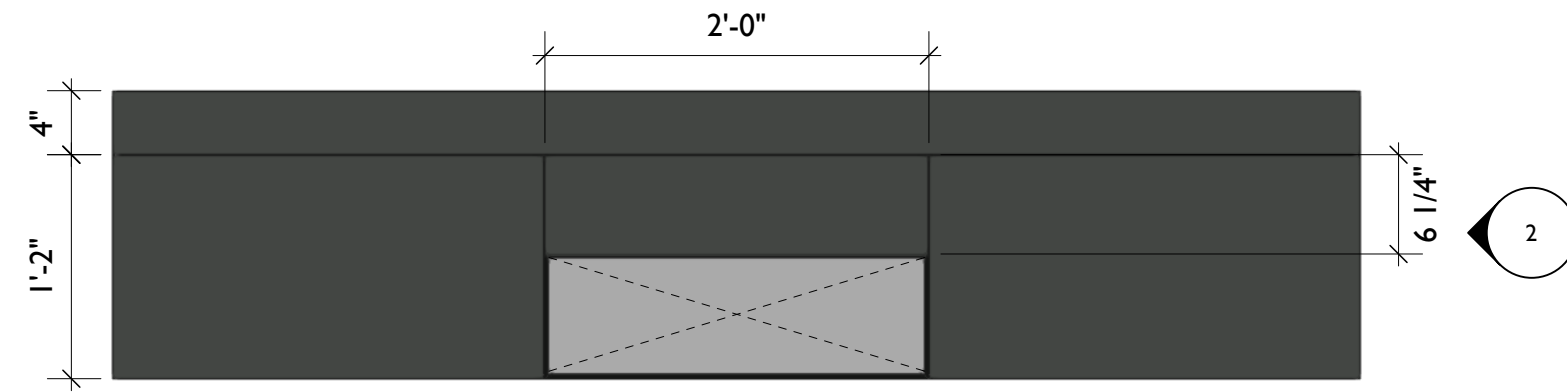
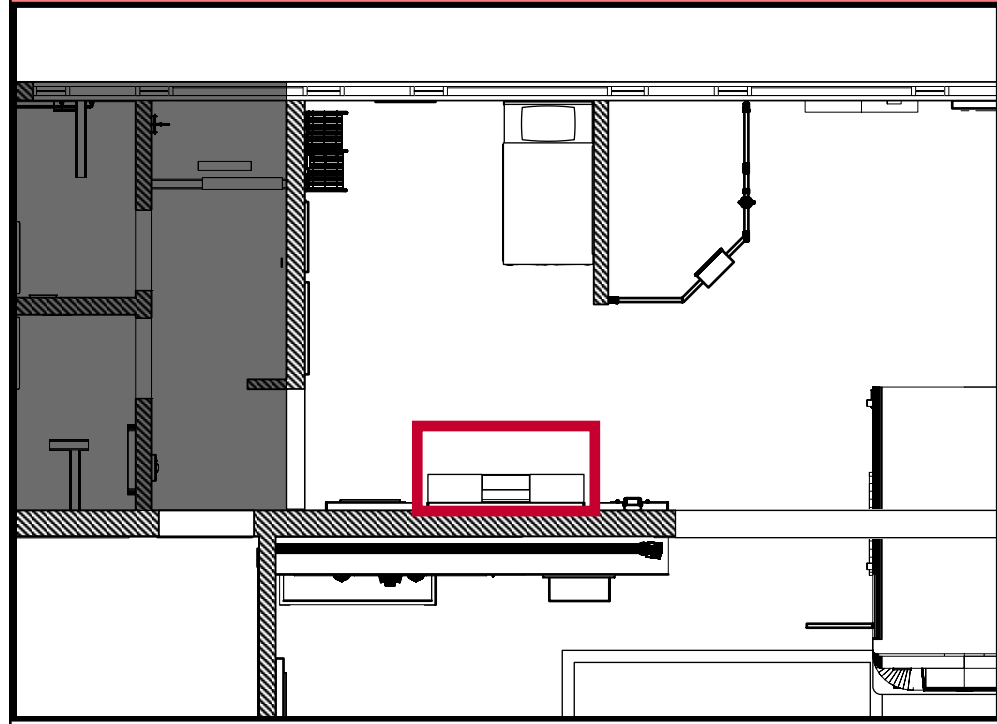
Project Team:
Project Manager: SF
Designer: JE, SF

© Studio Tectonic LLC. All rights reserved. No part of this document may be reproduced or utilized in any form without prior written authorization from Studio Tectonic LLC. This document serves as a device to communicate design intent only. Fabrication and installation of the products represented herein will be derived from shop drawings produced by the contracted fabricator.

Page 37 of 64

Sheet Issue Date: April 17, 2026 Project Number: 26TFM01

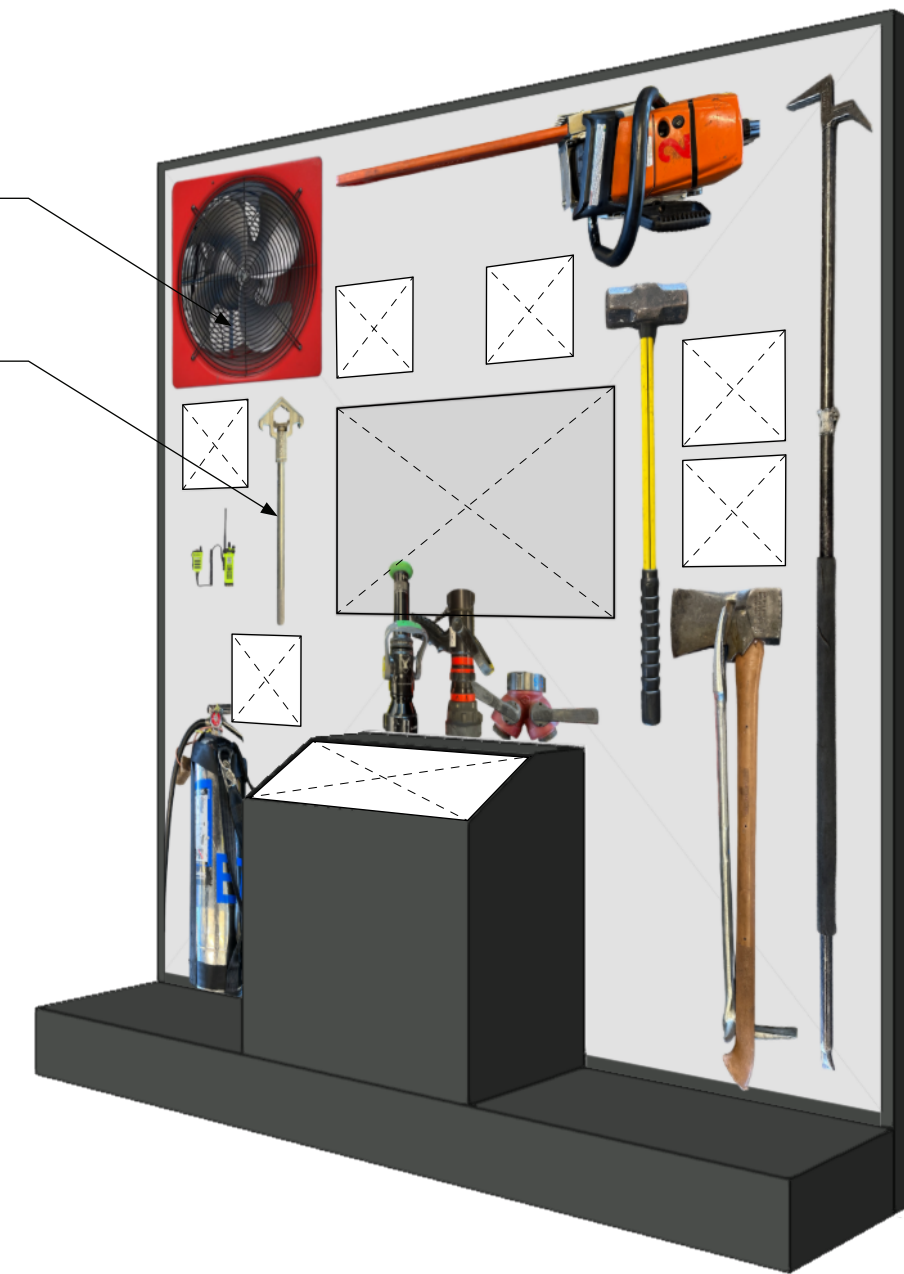
LS1.EX2 — EQUIPMENT DISPLAY



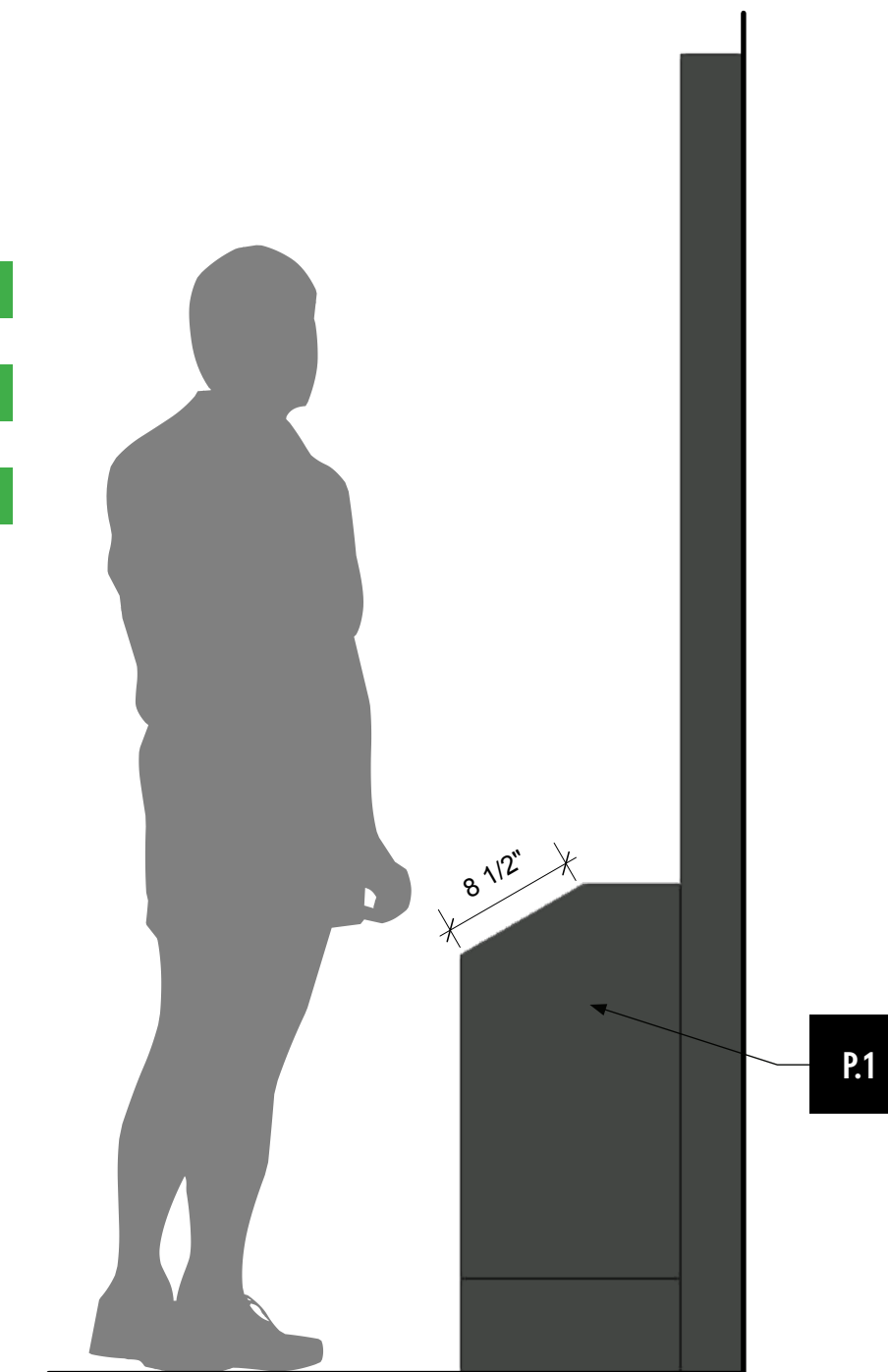
1 LS1.EX2 - Equipment Display, Front View
Scale: 1" = 1'-0"

MODIFICATIONS TO EQUIPMENT
MADE BY OWNER, INSTALLATION
AND SECURED BY FABRICATOR

LS1.EX2-AR1



4 LS1.EX2 - Equipment Display, Perspective View
Scale: 1/4" = 1'-0"



3 LS1.EX2 - Equipment Display, Side View
Scale: 1" = 1'-0"



City of Thornton
Fire Department

aw

STUDIO TECTONIC
Exhibition & Interpretive Design / Planning

400 Marine Street, Carriage House
Boulder, CO 80302
tel 720.398.3030 fax 720.398.3035
info@studiotectonic.com

Prepared for:
City of Thornton
Fire Department

Project:
Thornton Fire Museum

Project Phase:
Schematic Design

Sheet Title:
LS1.EX2 — Equipment
Display

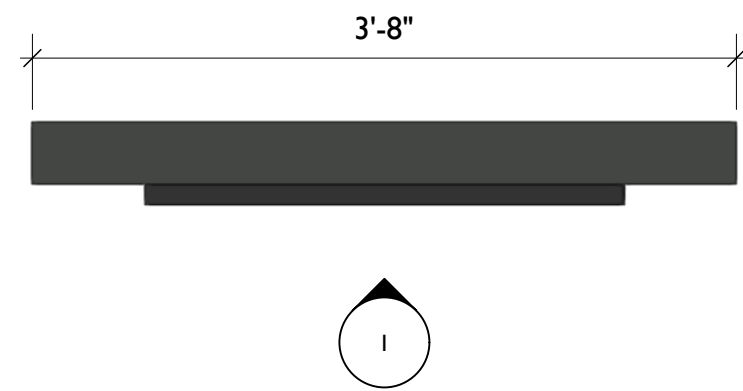
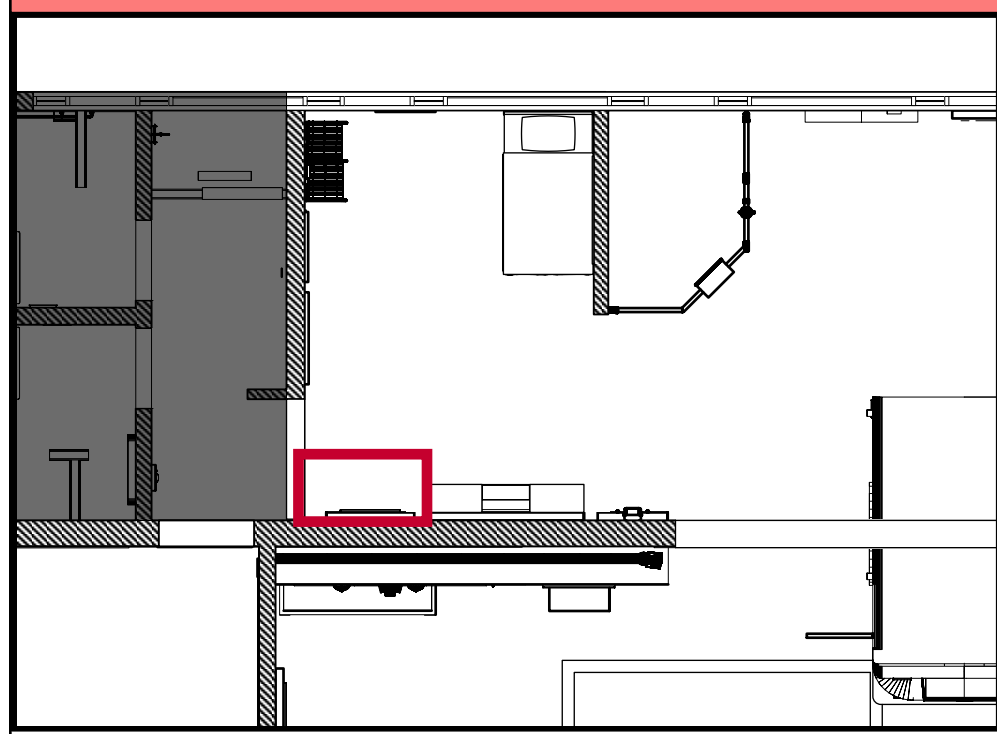
Project Team:
Project Manager: SF
Designer: JE, SF

© Studio Tectonic LLC. All rights reserved. No part of this document may be reproduced or utilized in any form without prior written authorization from Studio Tectonic LLC. This document serves as a device to communicate design intent only. Fabrication and installation of the products represented herein will be derived from shop drawings produced by the contracted fabricator.

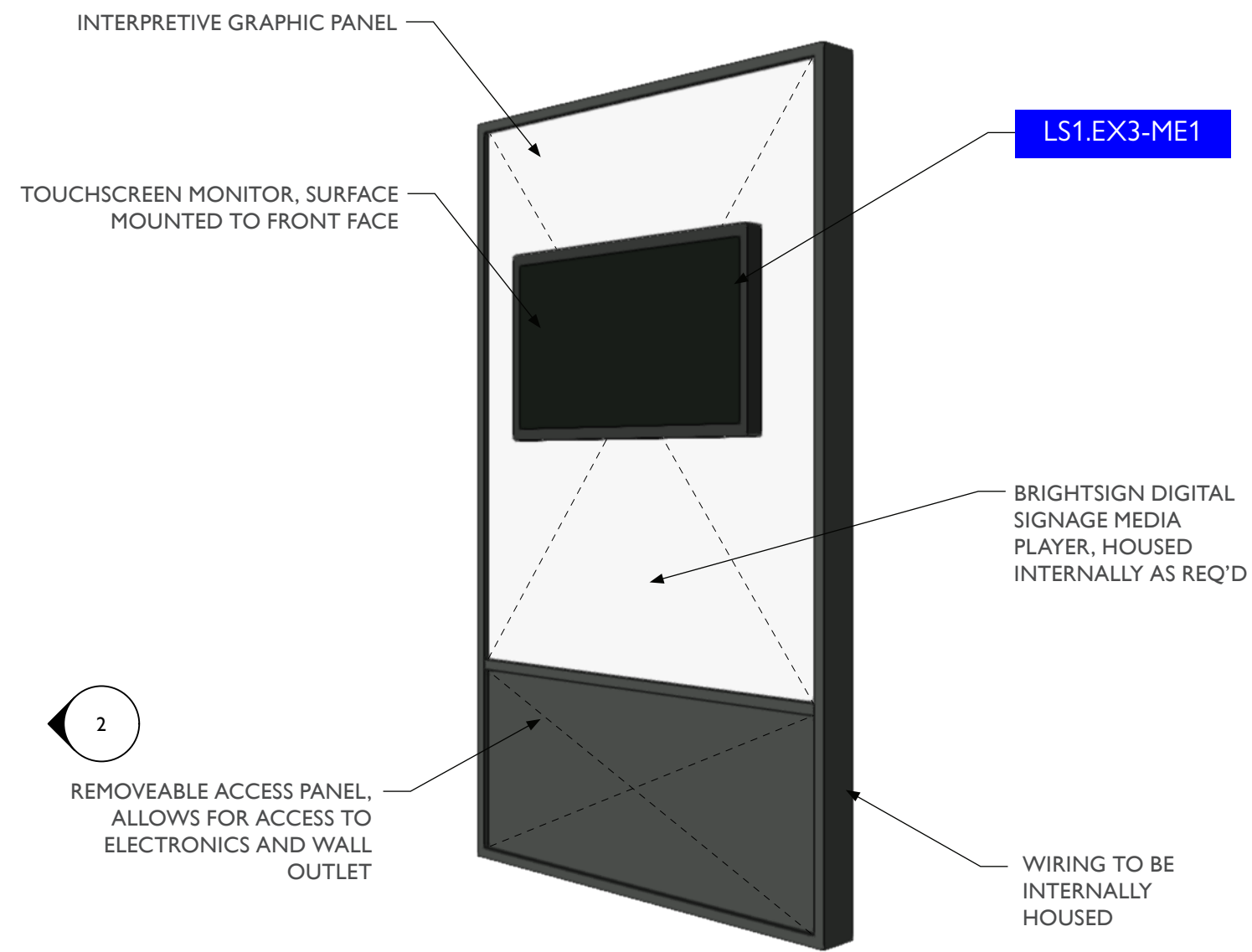
Page 38 of 64

Sheet Issue Date: April 17, 2026 Project Number: 26TFM01

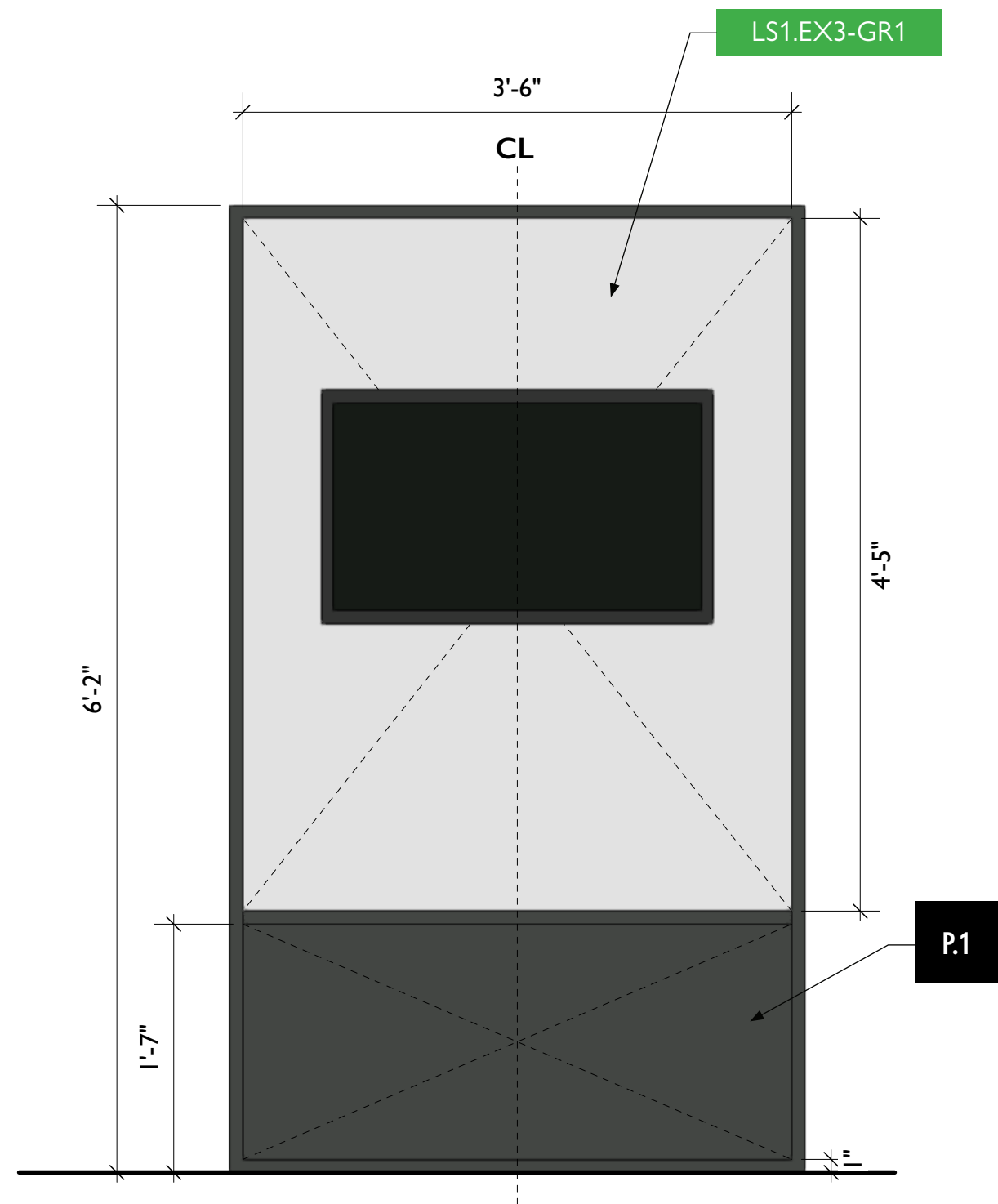
LS1.EX3 — CPAT INTERACTIVE




3 LS1.EX3 - CPAT Test Interactive, Top View
Scale: 1" = 1'-0"



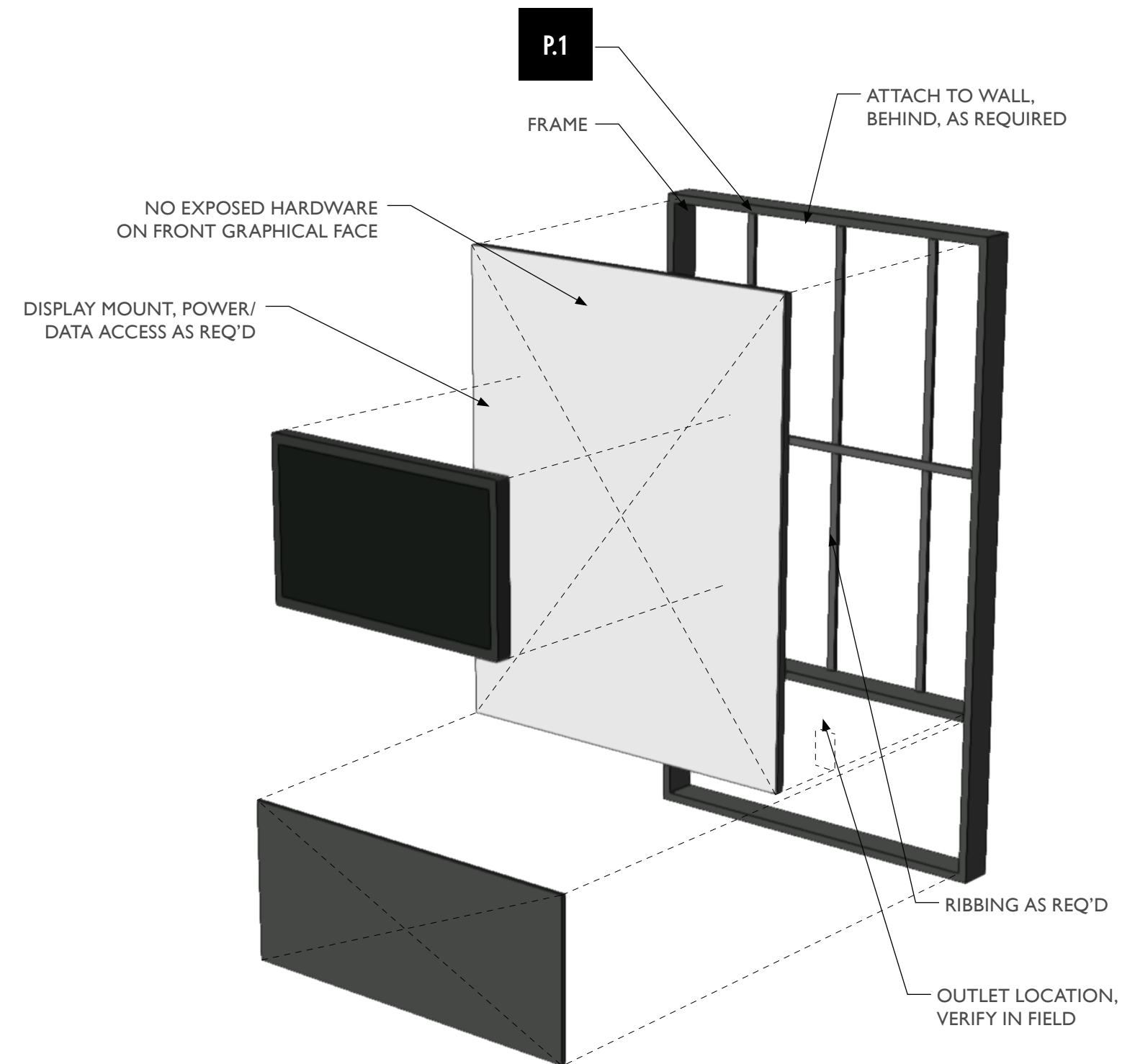
4 LS1.EX3 - CPAT Test Interactive, Perspective View
Scale: 1/4" = 1'-0"



1 LS1.EX3 - CPAT Test Interactive, Front View
Scale: 1" = 1'-0"



2 LS1.EX3 - CPAT Test Interactive, Side View
Scale: 1" = 1'-0"



5 LS1.EX3 - CPAT Test Interactive, Exploded View
Scale: 1/4" = 1'-0"



City of Thornton
Fire Department

aw

STUDIO TECTONIC
Exhibition & Interpretive Design / Planning
400 Marine Street, Carriage House
Boulder, CO 80302
tel 720.398.3030 fax 720.398.3035
info@studiotectonic.com

Prepared for:
**City of Thornton
Fire Department**

Project:
Thornton Fire Museum

Project Phase:
Schematic Design

Sheet Title:
LS1.EX3 —CPAT Interactive

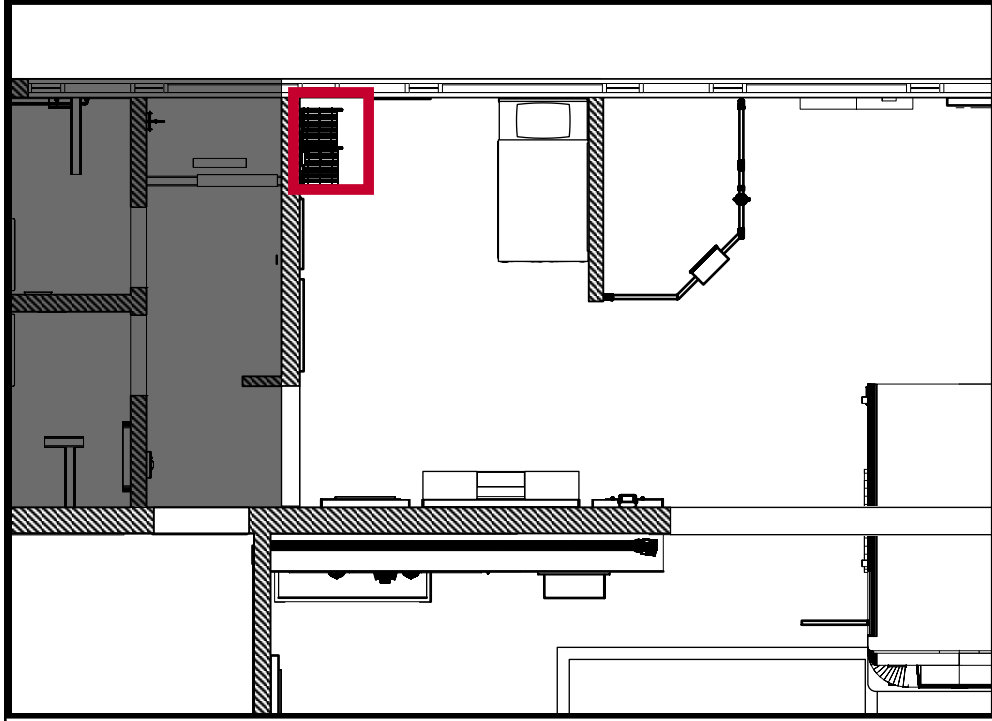
Project Team:
Project Manager: SF
Designer: JE, SF

© Studio Tectonic LLC. All rights reserved. No part of this document may be reproduced or utilized in any form without prior written authorization from Studio Tectonic LLC. This document serves as a device to communicate design intent only. Fabrication and installation of the products represented herein will be derived from shop drawings produced by the contracted fabricator.

Page 39 of 64

Sheet Issue Date: April 17, 2026 Project Number: 26TFM01

LS3.EX3 — GEAR TRY-ON LOCKERS



GEARGRID Standard Wall Mount Lockers
Size Comparison (Sample Visual)

Standard Wall Mount Lockers – Fire & EMS

GearGrid's Standard Wall Mount Lockers are the strongest and most versatile line of fire lockers available. Our patented design promotes maximum air movement, which minimizes odor build-up and allows damp items to dry faster. **Most wall mount locker systems include a Top Shelf, a Bottom Shelf, 3 Apparel Hooks, a Back Panel, and a Nameplate Holder (custom printed nameplate not included).**

Wallspace Calculator

Color Red Baron



Available Sizes:

- 18" W x 20" D x 72" H
- 20" W x 20" D x 72" H**
- 24" W x 20" D x 72" H
- 24" W x 24" D x 72" H
- 24" W x 32" D x 72" H (Does not include locker shelves, hooks, or accessories.)
- 30" W x 24" D x 72" H
- 36" W x 24" D x 72" H (Includes Top-Side Storage Shelf. Not available with Secure Door option.)

***Note:** Locker widths are based on the dimensions of the center of one side tube to the center of the next side tube of one locker opening. Locker height is based on the useable locker space.

2" X 16-11/16" NAMEPLATE HOLDER, GRAPHICS TO BE DISPLAYED ON CUSTOM PRINTED NAMEPLATES

LS3.EX3-GR1
LS3.EX3-GR2

LOCKER SYSTEM MOUNTED TO WALL AS REQ'D

LS3.EX3



VISUAL REPRESENTS 5 LOCKER VERSION, OWNER TO PROVIDE 2 LOCKER VERSION

LOCKER SYSTEM, CUSTOM NAMEPLATES AND ADDITIONAL ACCESSORIES TO BE PROVIDED BY EX FABRICATOR

GEARGRID Standard Wall Mount Lockers
(Sample Visual)



GEARGRID Nameplate Holder
(Sample Visual)



City of Thornton
Fire Department

aw

STUDIO TECTONIC
Exhibition & Interpretive Design / Planning

400 Marine Street, Carriage House
Boulder, CO 80302
tel 720.398.3030 fax 720.398.3035
info@studiotectonic.com

Prepared for:
City of Thornton
Fire Department

Project:
Thornton Fire Museum

Project Phase:
Schematic Design

Sheet Title:
LS3.EX3 — Gear Try-On
Lockers

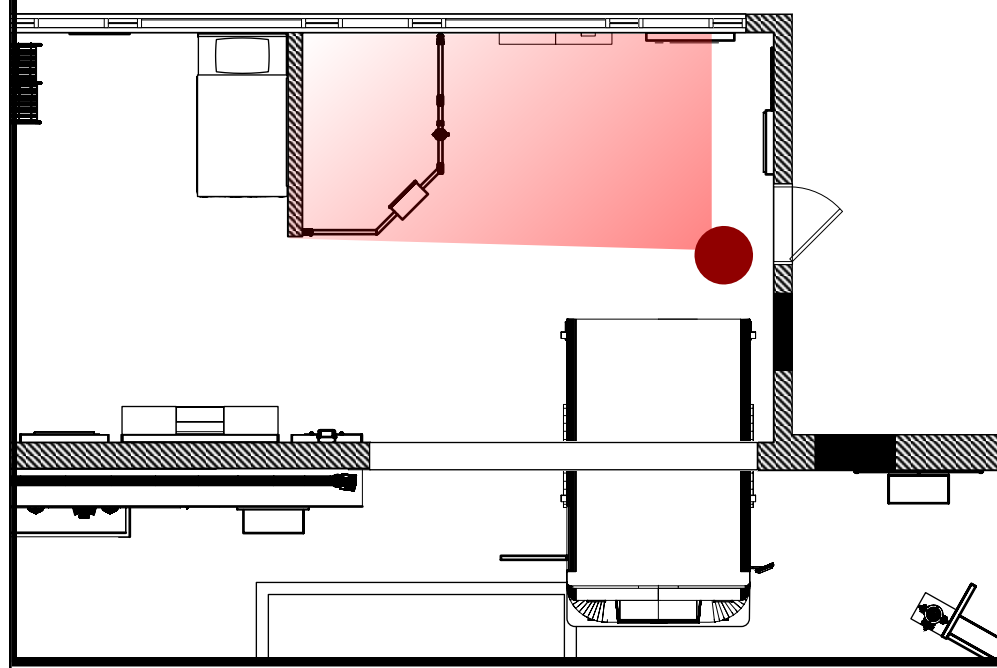
Project Team:
Project Manager: SF
Designer: JE, SF

© Studio Tectonic LLC. All rights reserved. No part of this document may be reproduced or utilized in any form without prior written authorization from Studio Tectonic LLC. This document serves as a device to communicate design intent only. Fabrication and installation of the products represented herein will be derived from shop drawings produced by the contracted fabricator.

Page 41 of 64

Sheet Issue Date: April 17, 2026 Project Number: 26TFM01

BE FIRE SAFE — RENDERING



City of Thornton
Fire Department

aw

STUDIO TECTONIC
Exhibition & Interpretive Design / Planning

400 Marine Street, Carriage House
Boulder, CO 80302
tel 720.398.3030 fax 720.398.3035
info@studiotectonic.com

Prepared for:
**City of Thornton
Fire Department**

Project:
Thornton Fire Museum

Project Phase:
Schematic Design

Sheet Title:
Be Fire Safe - Rendering

Project Team:
Project Manager: SF
Designer: JE, SF

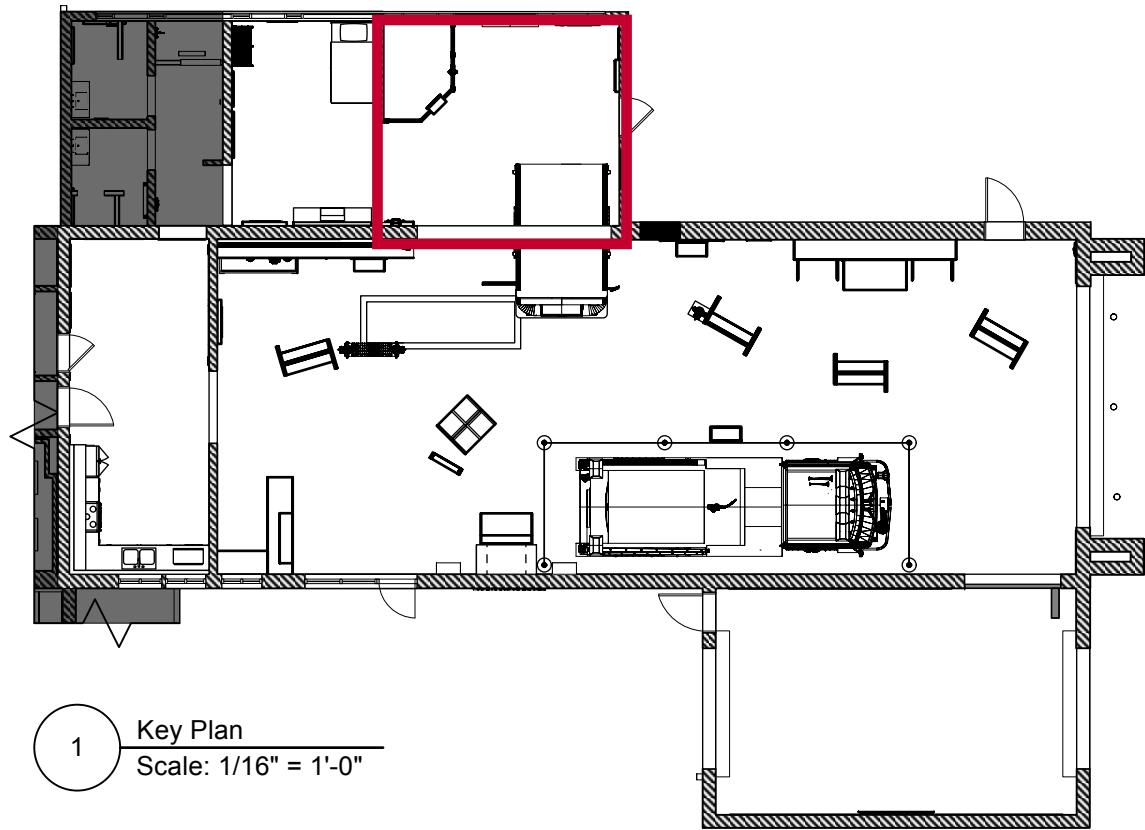
© Studio Tectonic LLC. All rights reserved. No part of this document may be reproduced or utilized in any form without prior written authorization from Studio Tectonic LLC. This document serves as a device to communicate design intent only. Fabrication and installation of the products represented herein will be derived from shop drawings produced by the contracted fabricator.

Page 42 of 64

Sheet Issue Date:
April 17, 2026

Project Number
26TFM01

BE FIRE SAFE — KEY PLAN



1 Key Plan
Scale: 1/16" = 1'-0"



EXHIBIT SCHEDULE

Be Fire Safe		
FS1.EX1	Fire Extinguisher Fun	Aiming an Extinguisher Activity
FS1.EX1.1	Fire Extinguisher Fun	Rails with attached fire extinguisher
FS1.EX1.2	Fire Extinguisher Fun	Wall screen for projection
FS1.EX1.3	Fire Extinguisher Fun	Reader Rail
FS2.EX1	Home Safety	Get Out Safely! Activity (Model House)
FS3.EX1	Safe Route Planning	Wall Graphics
FS4.EX1	T-Town Clowns	T-town clown area
FS5.EX1	Be Fire Safe	Be Fire Safe overhead area banner

Content Groups

- FS1** Fire Extinguisher Fun
- FS2** Home Safety
- FS3** Safe Route Planning
- FS4** T-Town Clowns



1 Floor Plan
Scale: 3/8" = 1'-0"



City of Thornton
Fire Department



STUDIO TECTONIC
Exhibition & Interpretive Design / Planning
400 Marine Street, Carriage House
Boulder, CO 80302
tel 720.398.3030 fax 720.398.3035
info@studiotectonic.com

Prepared for:
**City of Thornton
Fire Department**

Project:
Thornton Fire Museum

Project Phase:
Schematic Design

Sheet Title:
Be Fire Safe - Key Plan

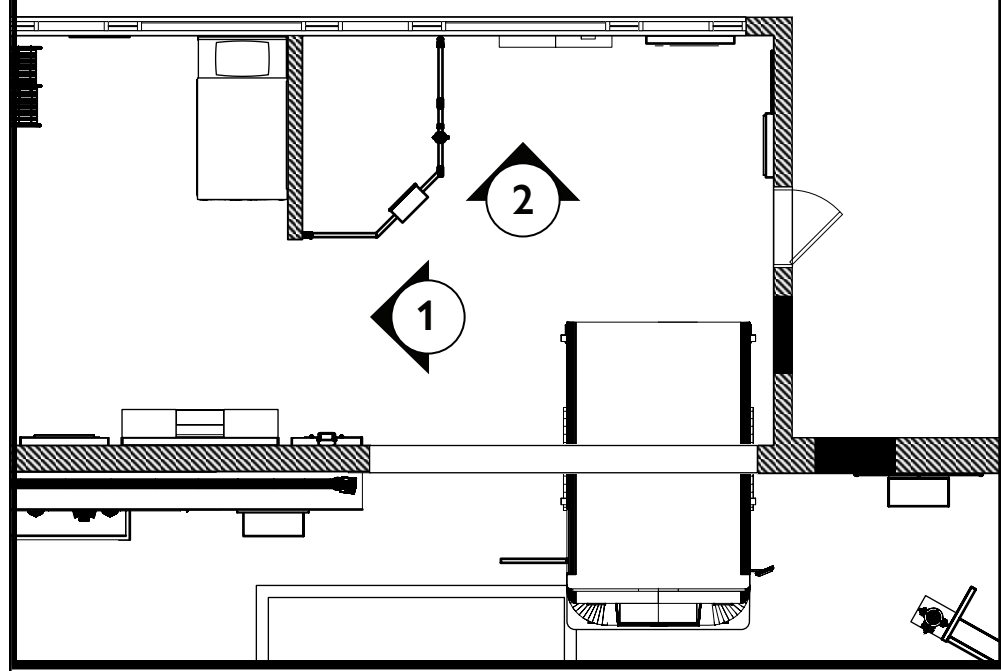
Project Team:
Project Manager: SF
Designer: JE, SF

© Studio Tectonic LLC. All rights reserved. No part of this document may be reproduced or utilized in any form without prior written authorization from Studio Tectonic LLC. This document serves as a device to communicate design intent only. Fabrication and installation of the products represented herein will be derived from shop drawings produced by the contracted fabricator.

Page 43 of 64

Sheet Issue Date: April 17, 2026 Project Number: 26TFM01

BE FIRE SAFE — ELEVATIONS



City of Thornton
Fire Department

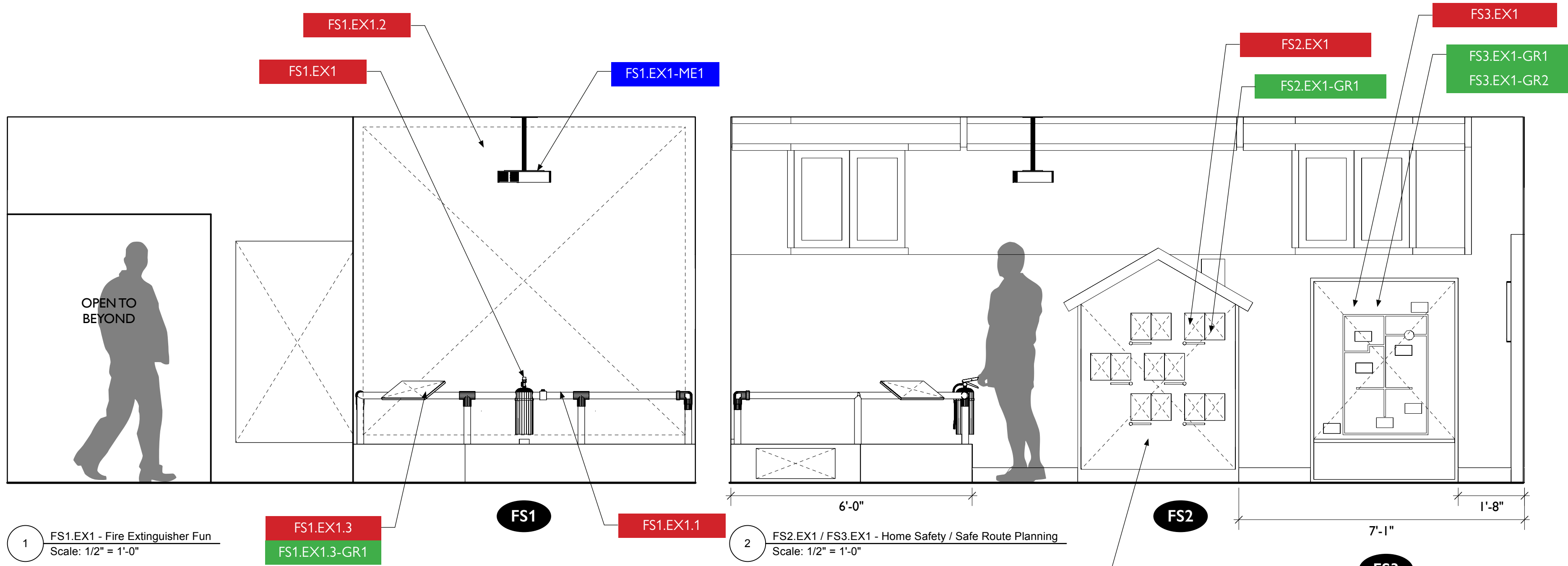
aw

STUDIO TECTONIC
Exhibition & Interpretive Design / Planning
400 Marine Street, Carriage House
Boulder, CO 80302
tel 720.398.3030 fax 720.398.3035
info@studiotectonic.com

Prepared for:
**City of Thornton
Fire Department**

Project:
Thornton Fire Museum

Project Phase:
Schematic Design



1 FS1.EX1 - Fire Extinguisher Fun
Scale: 1/2" = 1'-0"

FS1.EX1.3
FS1.EX1.3-GR1

2 FS2.EX1 / FS3.EX1 - Home Safety / Safe Route Planning
Scale: 1/2" = 1'-0"

FS2.EX1-GR2a/b
FS2.EX1-GR3a/b

Sheet Title:
Be Fire Safe - Elevations

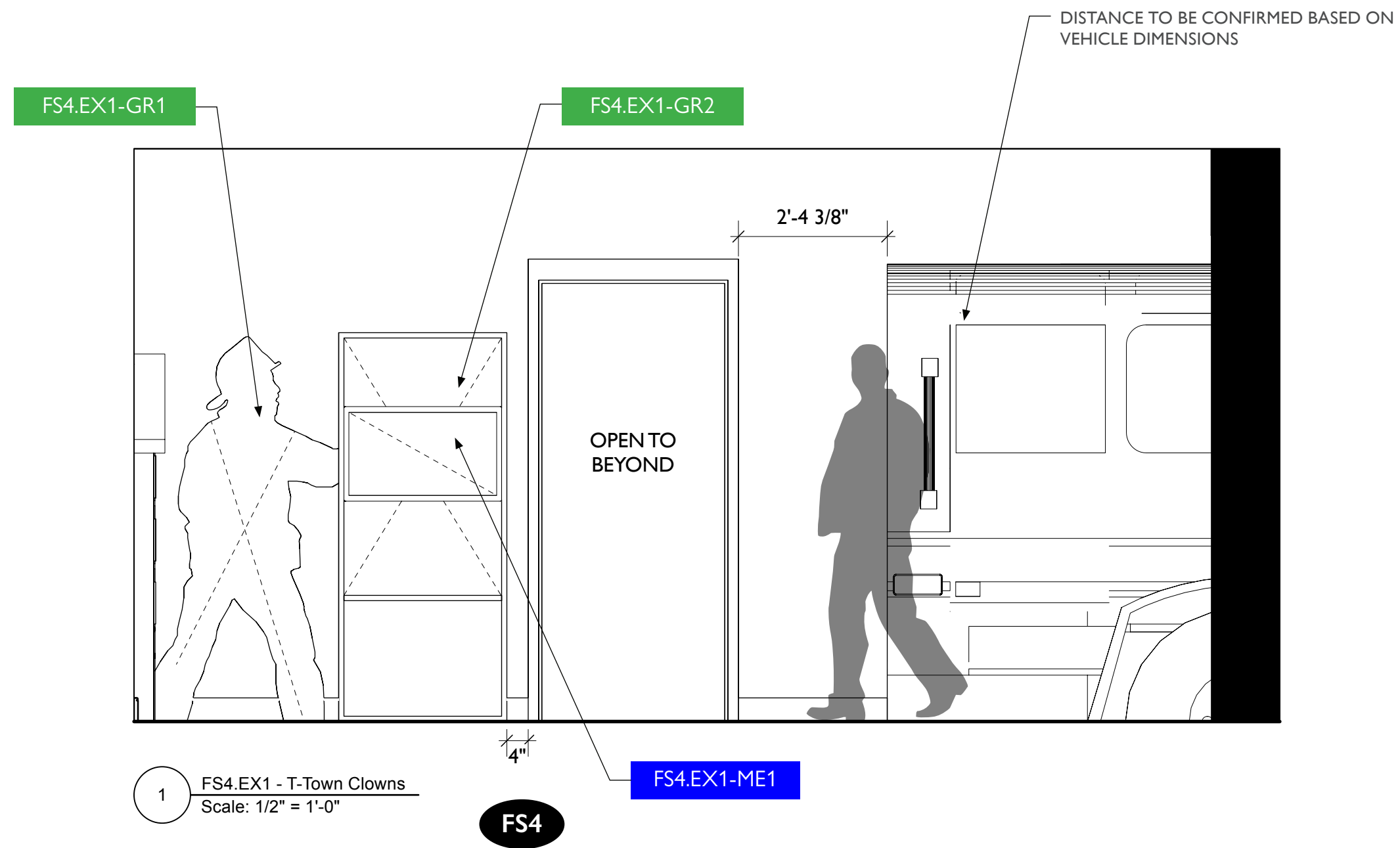
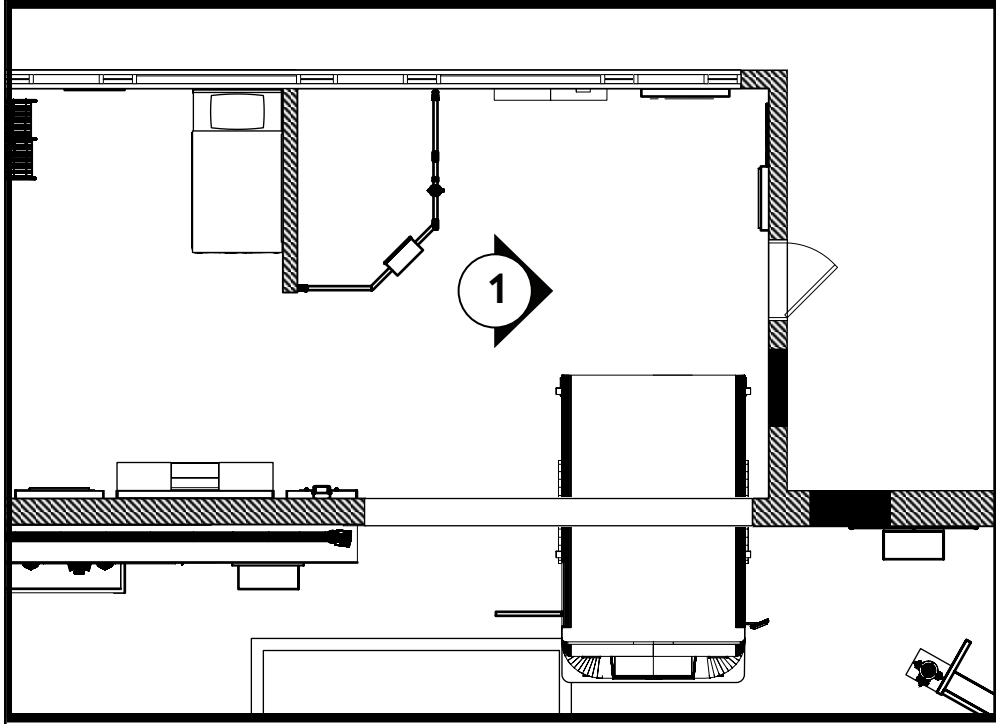
Project Team:
Project Manager: SF
Designer: JE, SF

© Studio Tectonic LLC. All rights reserved. No part of this document may be reproduced or utilized in any form without prior written authorization from Studio Tectonic LLC. This document serves as a device to communicate design intent only. Fabrication and installation of the products represented herein will be derived from shop drawings produced by the contracted fabricator.

Page 44 of 64

Sheet Issue Date: April 17, 2026 Project Number: 26TFM01

BE FIRE SAFE — ELEVATIONS



City of Thornton
Fire Department

aw

STUDIO TECTONIC
Exhibition & Interpretive Design / Planning
400 Marine Street, Carriage House
Boulder, CO 80302
tel 720.398.3030 fax 720.398.3035
info@studiotectonic.com

Prepared for:
**City of Thornton
Fire Department**

Project:
Thornton Fire Museum

Project Phase:
Schematic Design

Sheet Title:
Be Fire Safe - Elevation

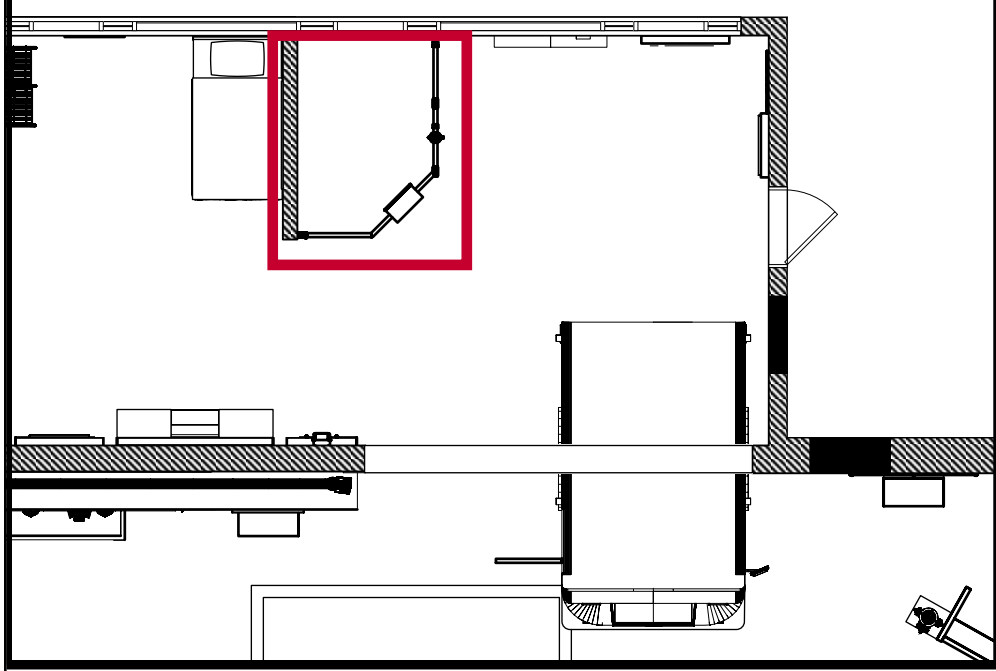
Project Team:
Project Manager: SF
Designer: JE, SF

© Studio Tectonic LLC. All rights reserved. No part of this document may be reproduced or utilized in any form without prior written authorization from Studio Tectonic LLC. This document serves as a device to communicate design intent only. Fabrication and installation of the products represented herein will be derived from shop drawings produced by the contracted fabricator.

Page 45 of 64

Sheet Issue Date: April 17, 2026 Project Number: 26TFM01

FS1.EX1 — FIRE EXTINGUISHER FUN



Hollaender Speed-Rail (reference images)



Kee Safety Klamp Fittings (reference images)



City of Thornton
Fire Department

aw

STUDIO TECTONIC
Exhibition & Interpretive Design / Planning
400 Marine Street, Carriage House
Boulder, CO 80302
tel 720.398.3030 fax 720.398.3035
info@studiotectonic.com

Prepared for:
**City of Thornton
Fire Department**

Project:
Thornton Fire Museum

Project Phase:
Schematic Design

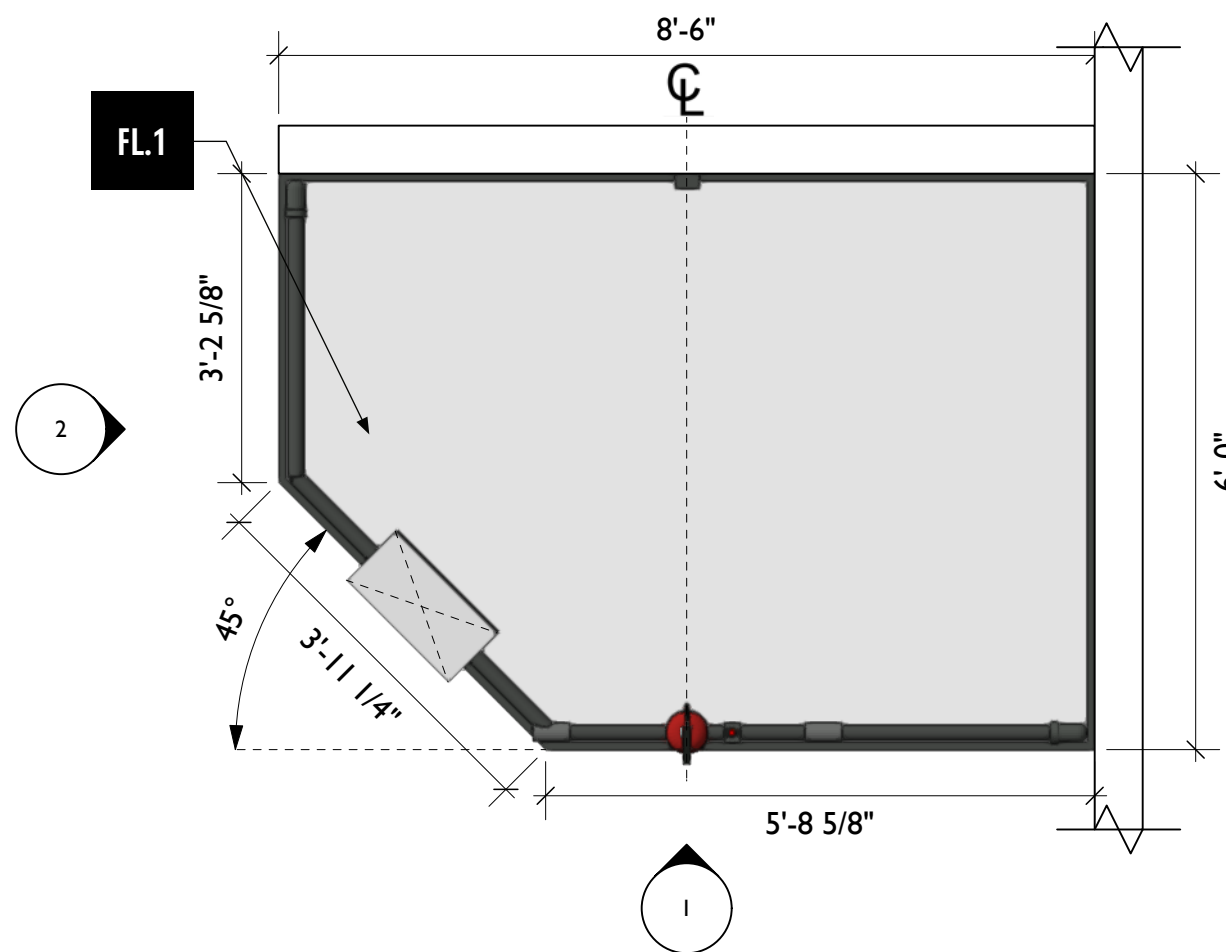
Sheet Title:
FS1.EX1 - Fire Extinguisher Fun

Project Team:
Project Manager: SF
Designer: JE, SF

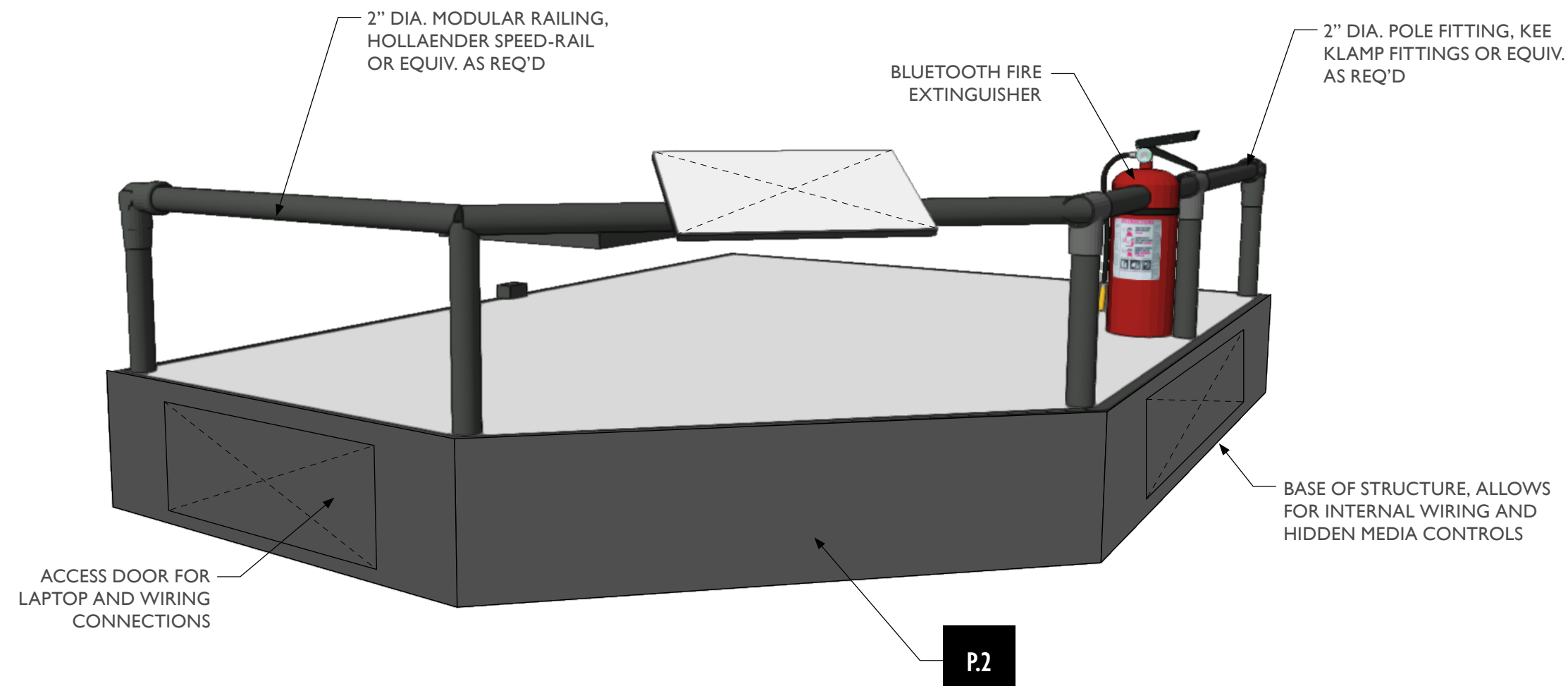
© Studio Tectonic LLC. All rights reserved. No part of this document may be reproduced or utilized in any form without prior written authorization from Studio Tectonic LLC. This document serves as a device to communicate design intent only. Fabrication and installation of the products represented herein will be derived from shop drawings produced by the contracted fabricator.

Page 46 of 64

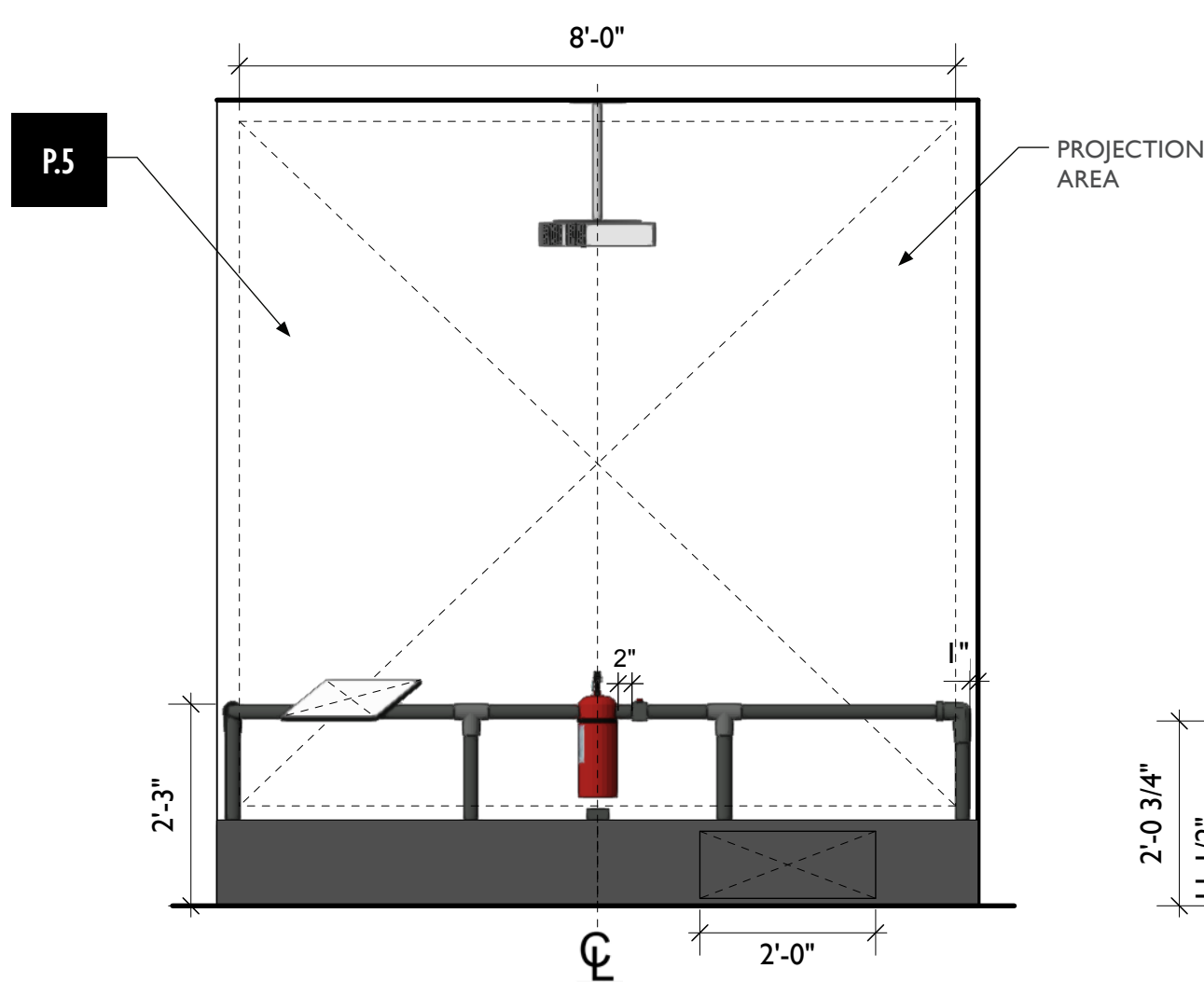
Sheet Issue Date: April 17, 2026 Project Number: 26TFM01



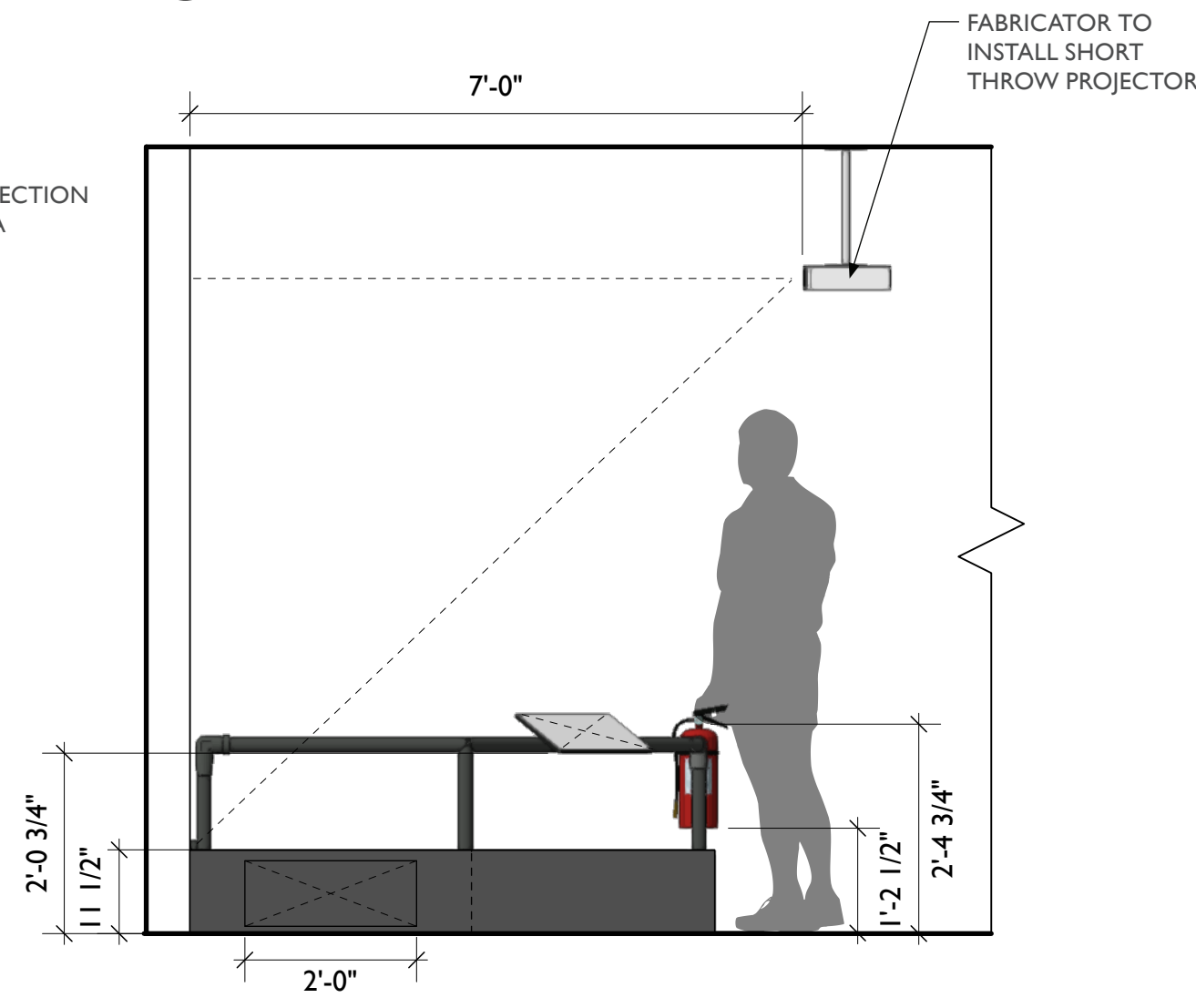
3 FS1.EX1 - Fire Extinguisher Fun, Top View
Scale: 1/2" = 1'-0"



4 FS1.EX1 - Fire Extinguisher Fun, Perspective View
Scale: 1/4" = 1'-0"


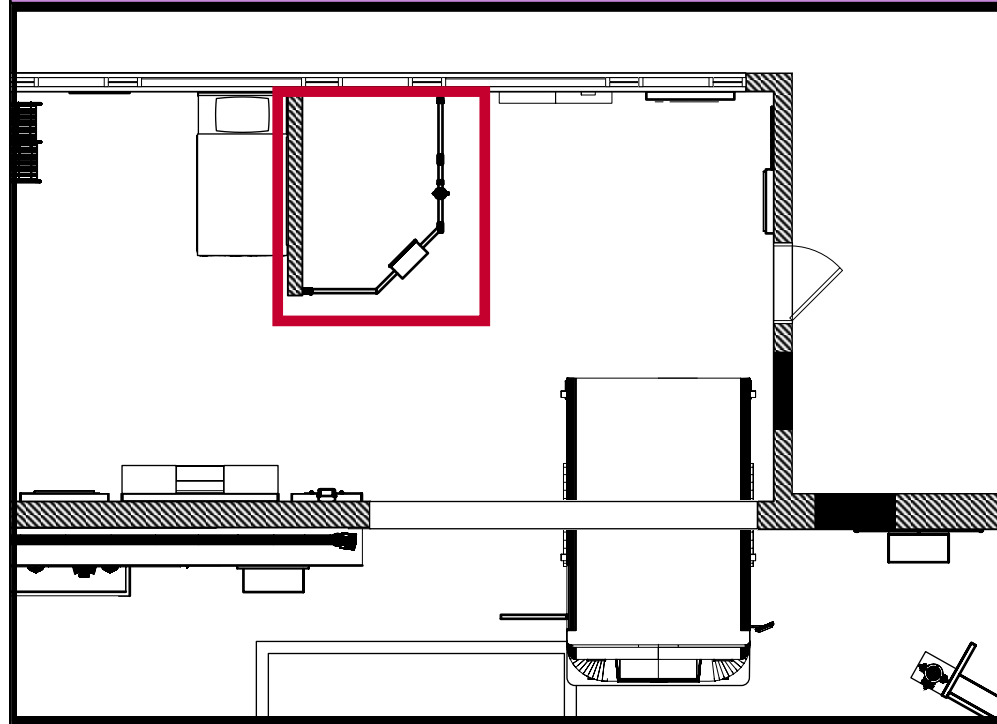


1 FS1.EX1 - Fire Extinguisher Fun, Front View
Scale: 1/2" = 1'-0"




2 FS1.EX1 - Fire Extinguisher Fun, Side View
Scale: 1/2" = 1'-0"

FS1.EX1 — FIRE EXTINGUISHER FUN



BT Optic Receiver Power Input Reference Photo



BT Optic Receiver Sensor Reference Photo



BT Fire Extinguisher Ignition Button Reference Photo



BT Fire Extinguisher Power Button Reference Photo



City of Thornton
Fire Department

aw

STUDIO TECTONIC
Exhibition & Interpretive Design / Planning

400 Marine Street, Carriage House
Boulder, CO 80302
tel 720.398.3030 fax 720.398.3035
info@studiotectonic.com

Prepared for:
City of Thornton
Fire Department

Project:
Thornton Fire Museum

Project Phase:
Schematic Design

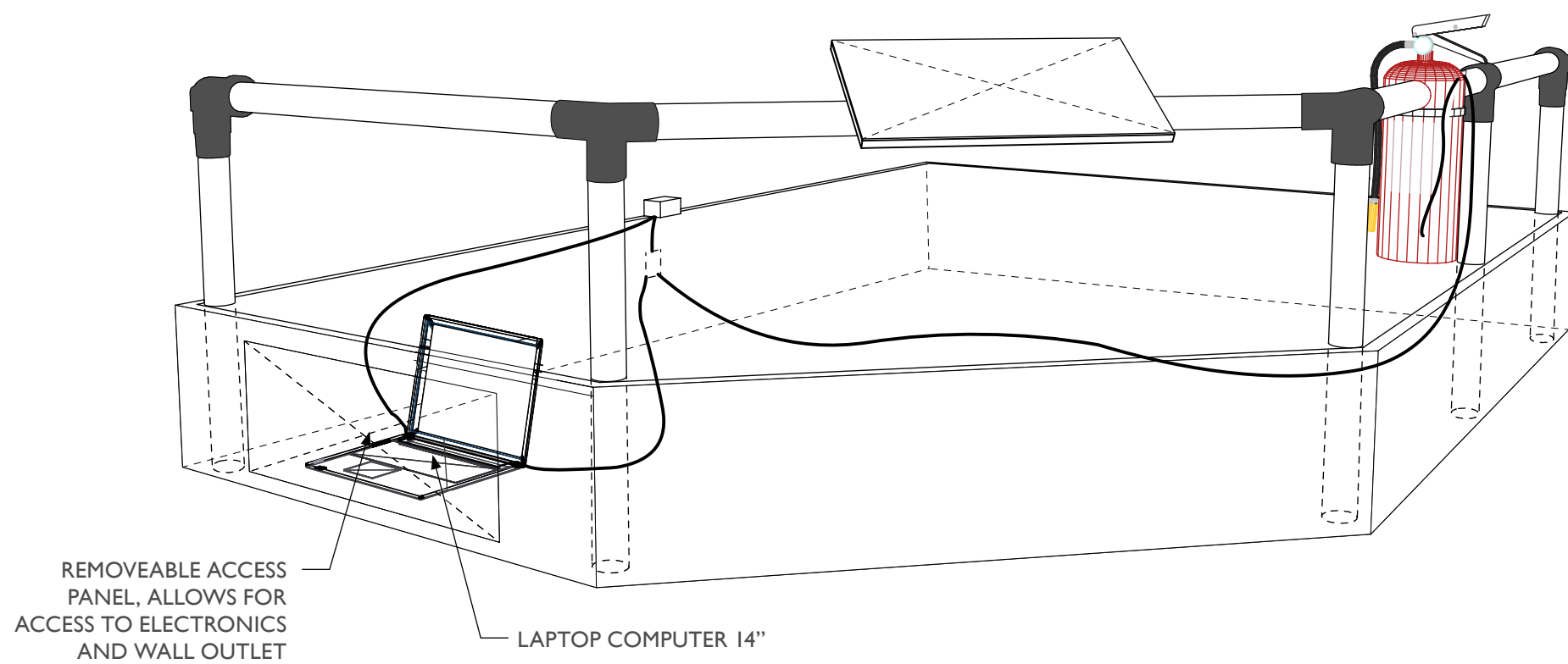
Sheet Title:
FS1.EX1 - Fire Extinguisher
Fun

Project Team:
Project Manager: SF
Designer: JE, SF

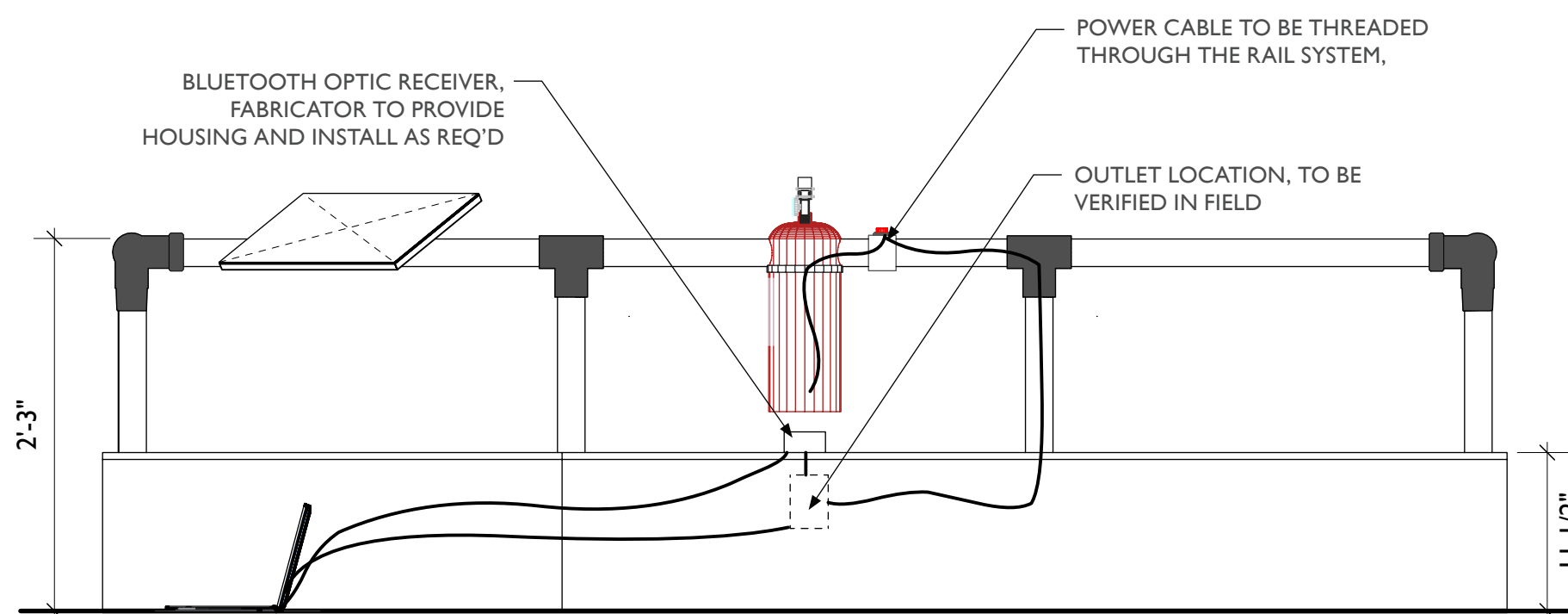
© Studio Tectonic LLC. All rights reserved. No part of this document may be reproduced or utilized in any form without prior written authorization from Studio Tectonic LLC. This document serves as a device to communicate design intent only. Fabrication and installation of the products represented herein will be derived from shop drawings produced by the contracted fabricator.

Page 47 of 64

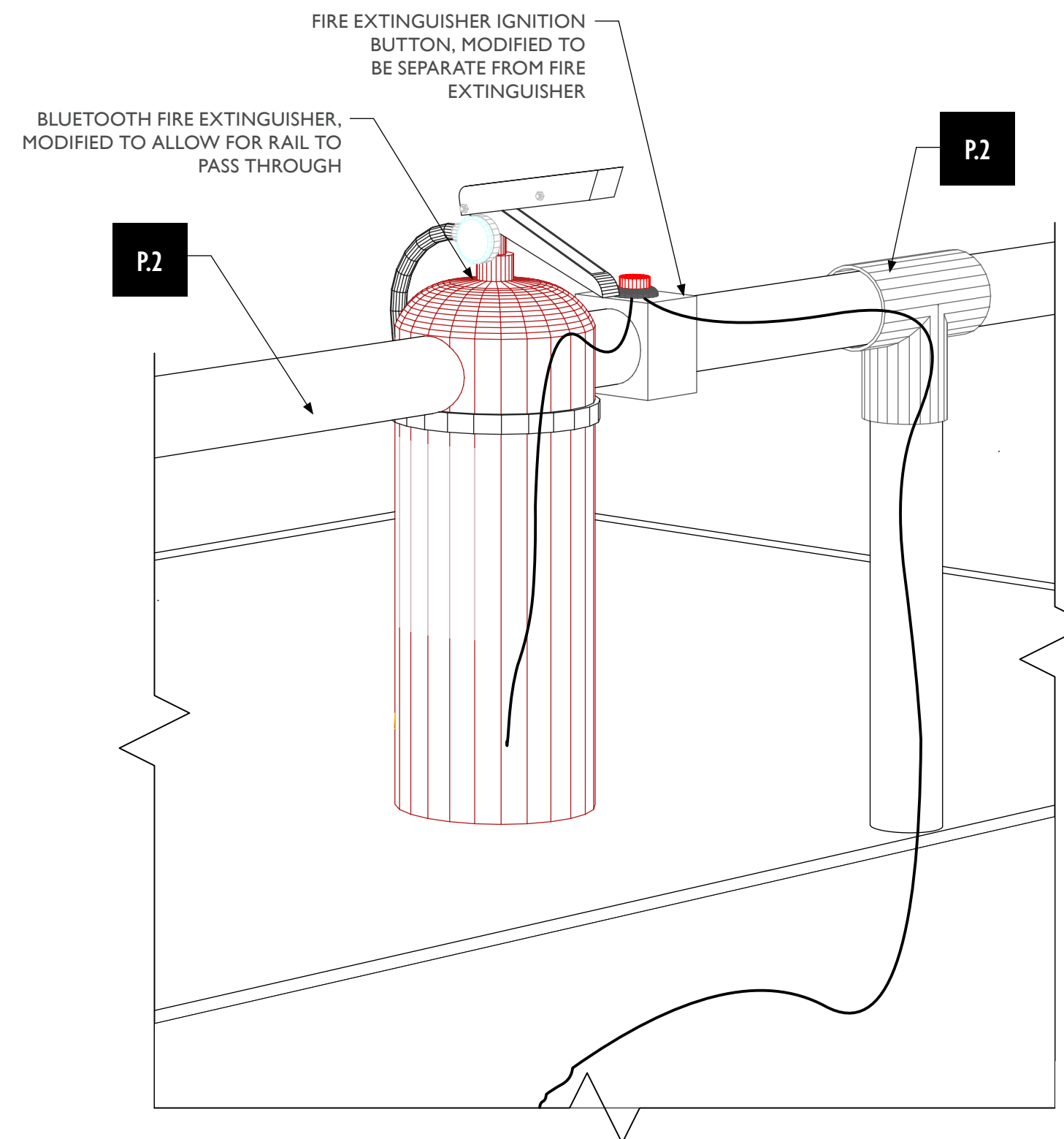
Sheet Issue Date: April 17, 2026 Project Number: 26TFM01



1 FS1.EX1 - Fire Extinguisher Fun, Perspective View
Scale: 1/4" = 1'-0"

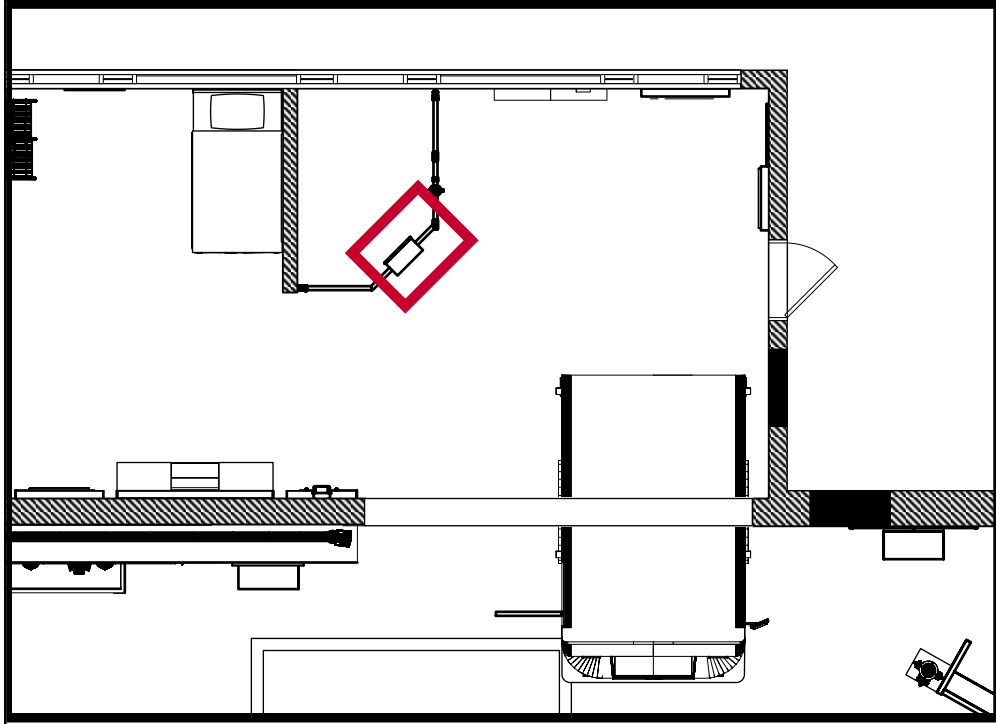


2 FS1.EX1 - Fire Extinguisher Fun, Section View
Scale: 1" = 1'-0"



3 FS1.EX1 - Fire Extinguisher Fun, Perspective View (Zoomed)
Scale: 3" = 1'-0"

FS1.EX1 — FIRE EXTINGUISHER FUN



City of Thornton
Fire Department

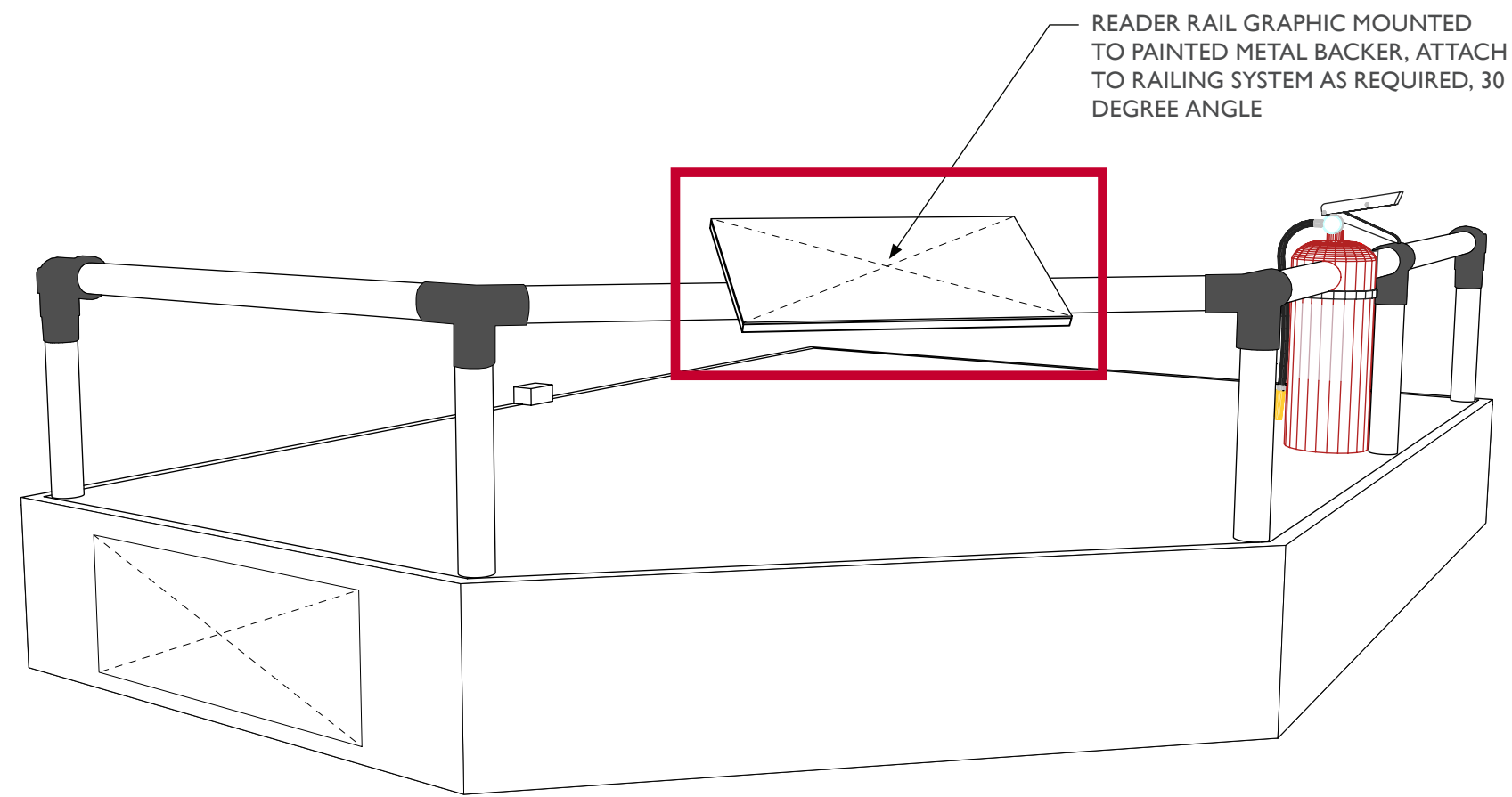
aw

STUDIO TECTONIC
Exhibition & Interpretive Design / Planning
400 Marine Street, Carriage House
Boulder, CO 80302
tel 720.398.3030 fax 720.398.3035
info@studiotectonic.com

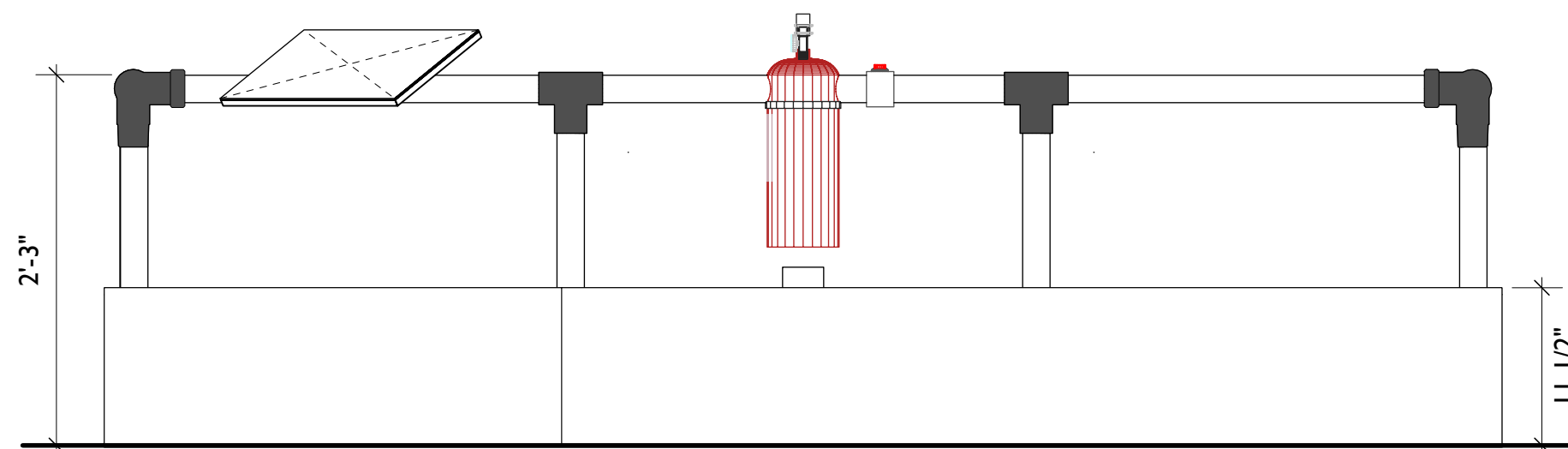
Prepared for:
**City of Thornton
Fire Department**

Project:
Thornton Fire Museum

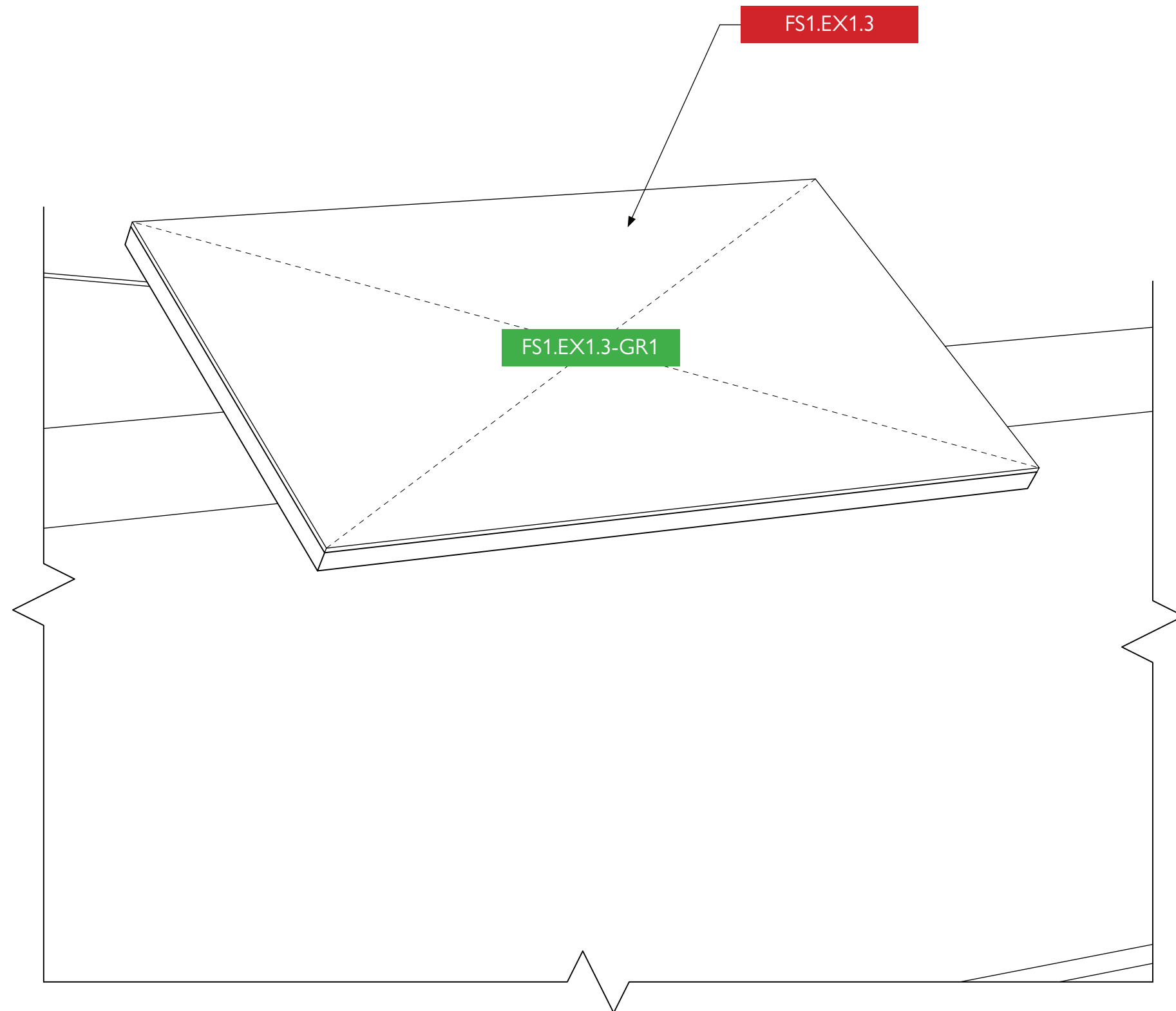
Project Phase:
Schematic Design



1 FS1.EX1 - Fire Extinguisher Fun, Perspective View
Scale: 1/4" = 1'-0"



2 FS1.EX1 - Fire Extinguisher Fun, Front View
Scale: 1" = 1'-0"



3 FS1.EX1 - Fire Extinguisher Fun, Perspective View (Zoomed)
Scale: 3/4" = 1'-0"

Sheet Title:
FS1.EX1.3 - Reader Rail

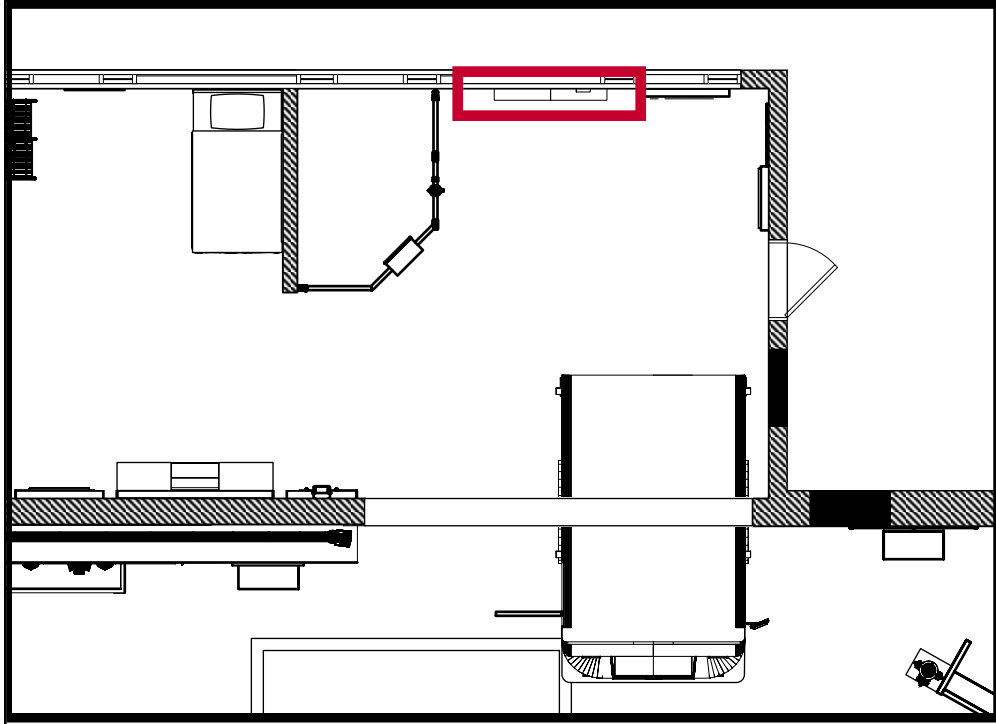
Project Team:
Project Manager: SF
Designer: JE, SF

© Studio Tectonic LLC. All rights reserved. No part of this document may be reproduced or utilized in any form without prior written authorization from Studio Tectonic LLC. This document serves as a device to communicate design intent only. Fabrication and installation of the products represented herein will be derived from shop drawings produced by the contracted fabricator.

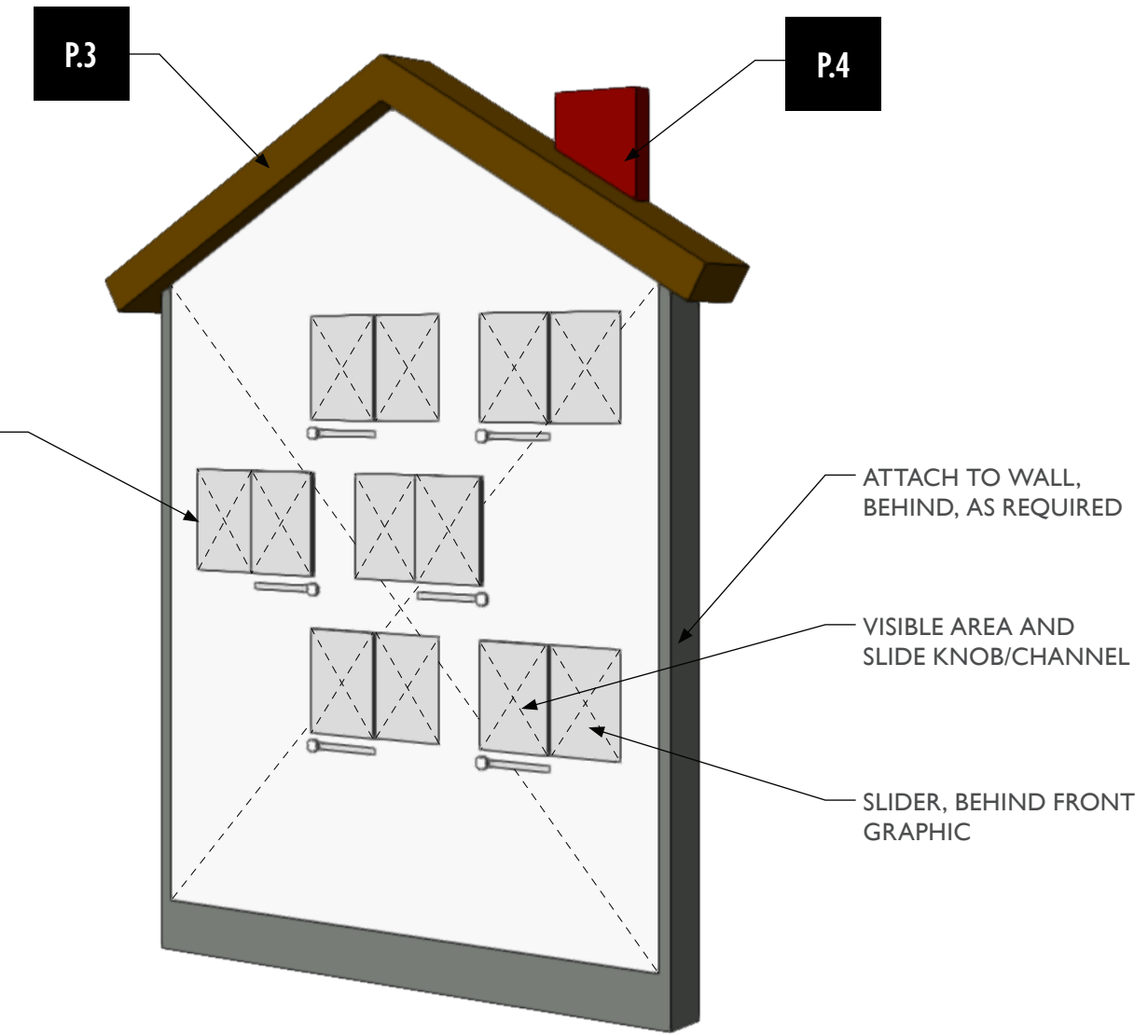
Page 48 of 64

Sheet Issue Date: April 17, 2026 Project Number: 26TFM01

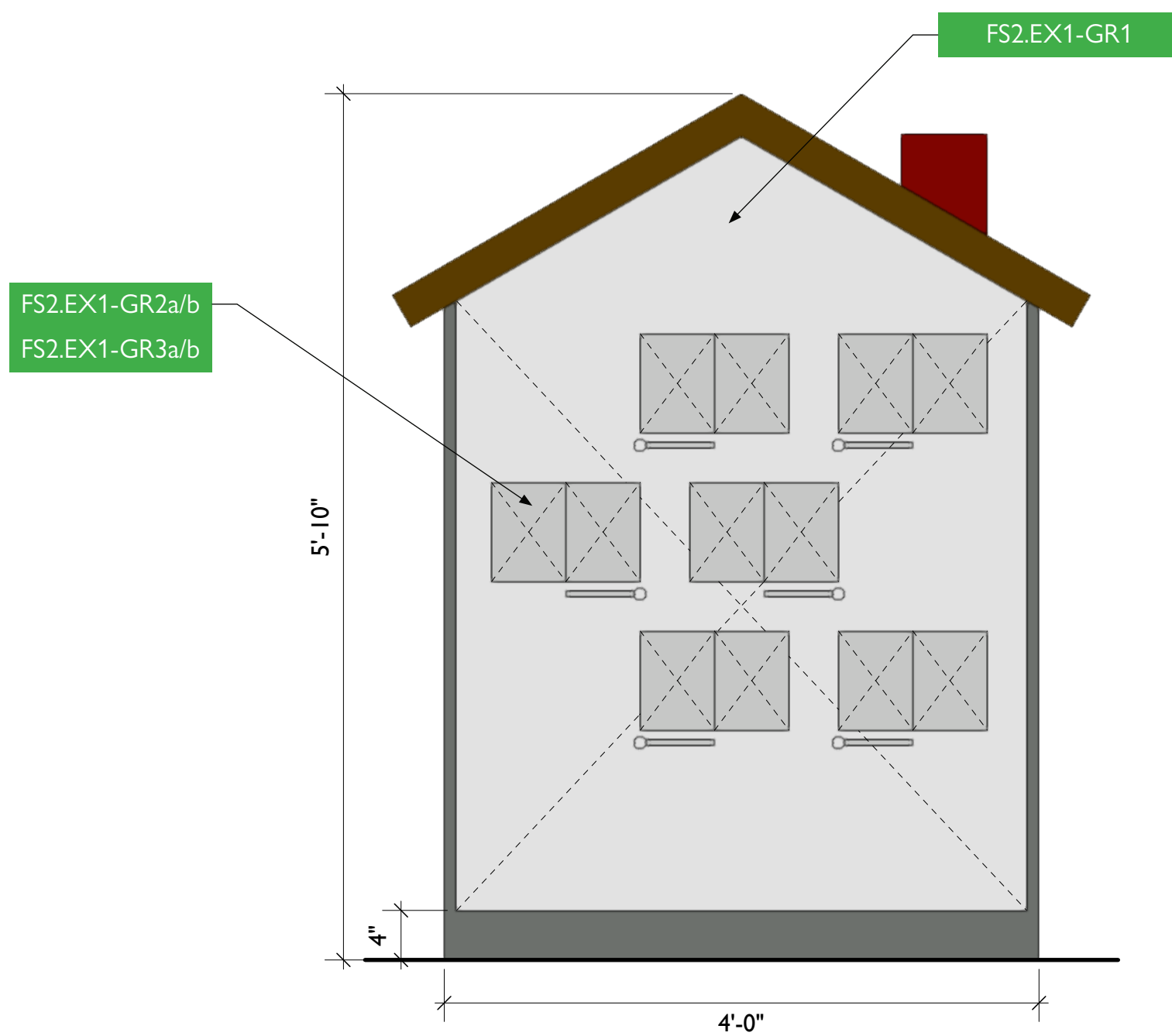
FS2.EX1 — HOME SAFETY INTERACTIVE



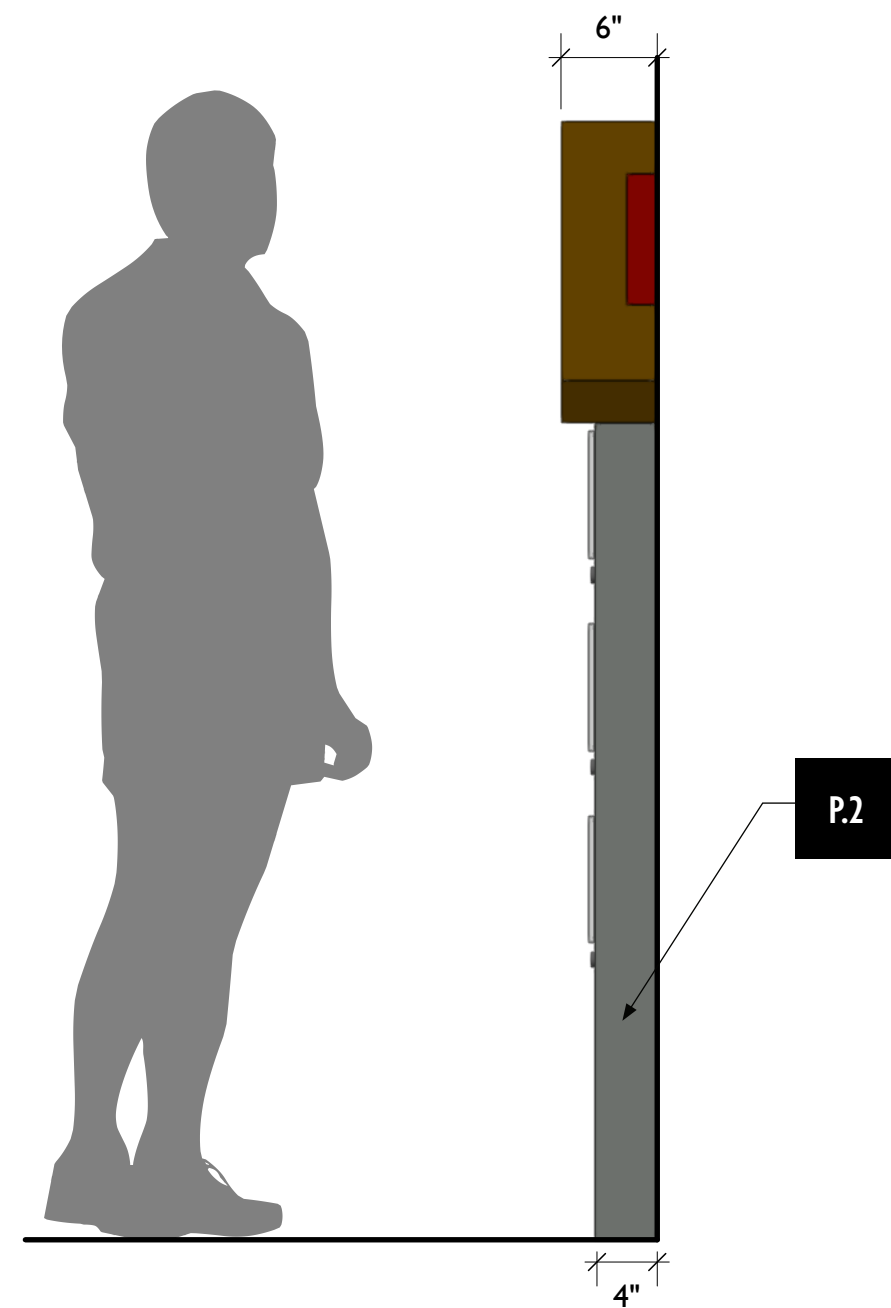
1 FS2.EX1 - Home Safety Interactive, Top View
Scale: 1" = 1'-0"



4 FS2.EX1 - Home Safety Interactive, Perspective View
Scale: 3/8" = 1'-0"



2 FS2.EX1 - Home Safety Interactive, Front View
Scale: 1" = 1'-0"



3 FS2.EX1 - Home Safety Interactive, Side View
Scale: 1" = 1'-0"



City of Thornton
Fire Department

aw

STUDIO TECTONIC
Exhibition & Interpretive Design / Planning
400 Marine Street, Carriage House
Boulder, CO 80302
tel 720.398.3030 fax 720.398.3035
info@studiotectonic.com

Prepared for:
**City of Thornton
Fire Department**

Project:
Thornton Fire Museum

Project Phase:
Schematic Design

Sheet Title:
**FS2.EX1 — Home Safety
Interactive**

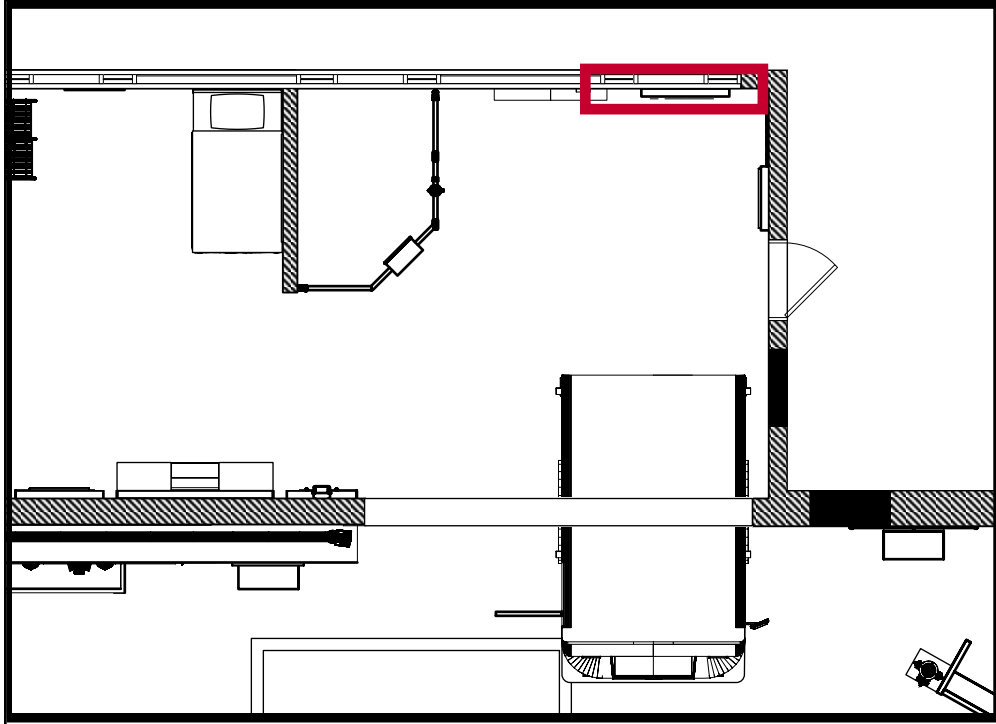
Project Team:
Project Manager: SF
Designer: JE, SF

© Studio Tectonic LLC. All rights reserved. No part of this document may be reproduced or utilized in any form without prior written authorization from Studio Tectonic LLC. This document serves as a device to communicate design intent only. Fabrication and installation of the products represented herein will be derived from shop drawings produced by the contracted fabricator.

Page 49 of 64

Sheet Issue Date: April 17, 2026 Project Number: 26TFM01

FS3.EX1 — SAFE ROUTE PLANNING



City of Thornton
Fire Department

aw

STUDIO TECTONIC
Exhibition & Interpretive Design / Planning
400 Marine Street, Carriage House
Boulder, CO 80302
tel 720.398.3030 fax 720.398.3035
info@studiotectonic.com

Prepared for:
**City of Thornton
Fire Department**

Project:
Thornton Fire Museum

Project Phase:
Schematic Design

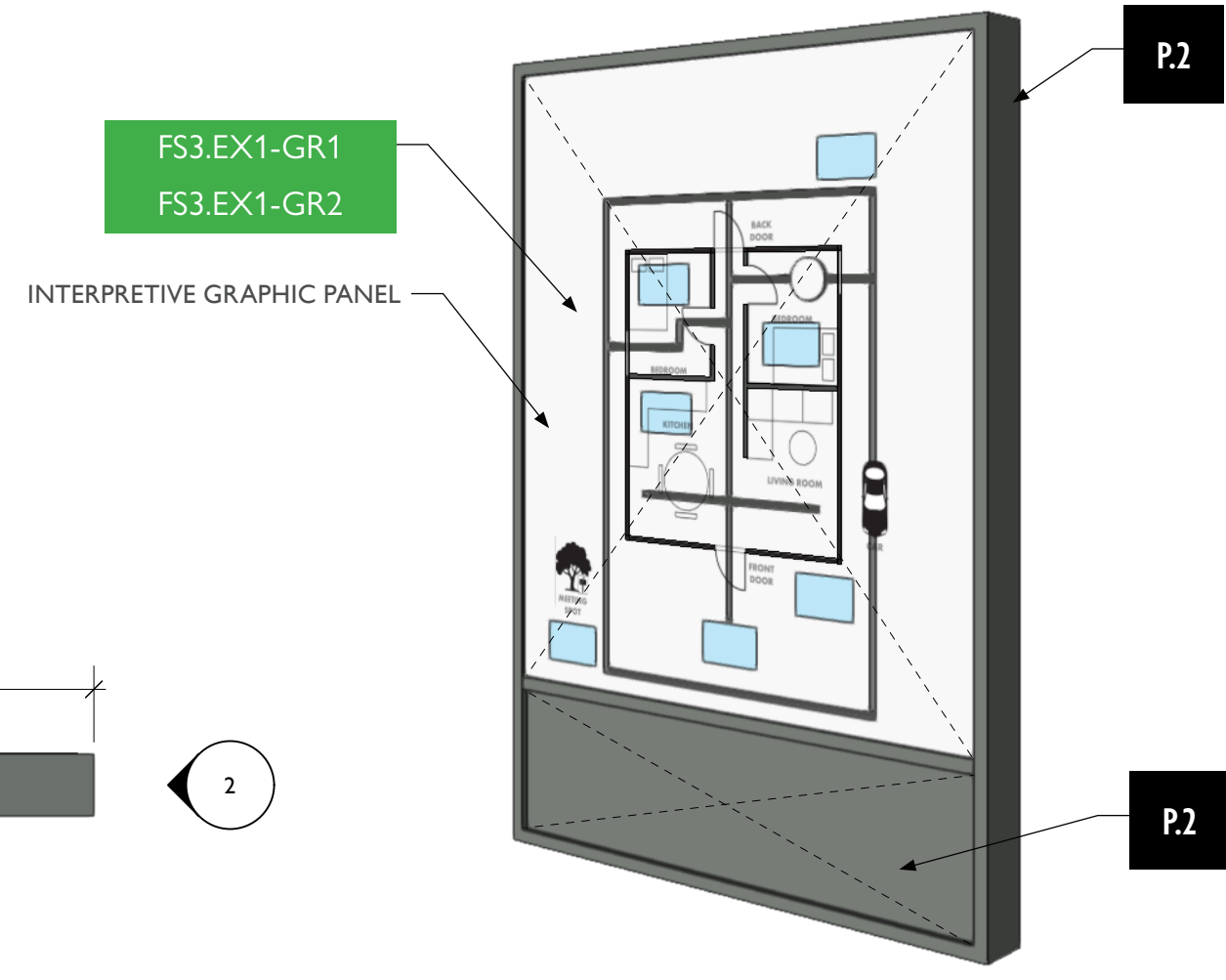
Sheet Title:
**FS3.EX1 — Safe Route
Planning**

Project Team:
Project Manager: SF
Designer: JE, SF

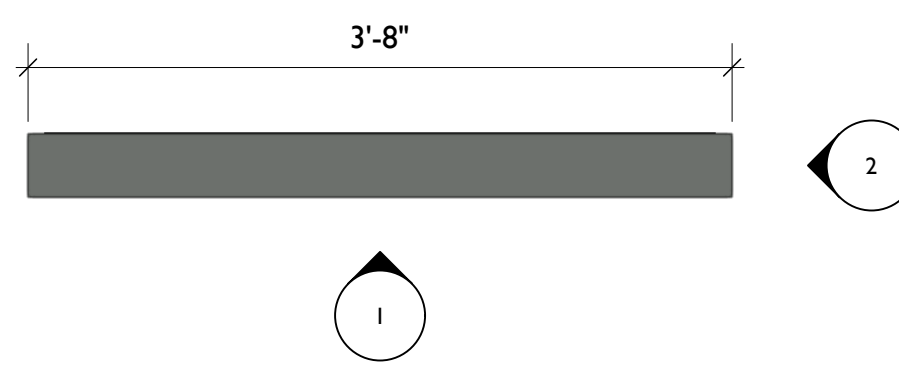
© Studio Tectonic LLC. All rights reserved. No part of this document may be reproduced or utilized in any form without prior written authorization from Studio Tectonic LLC. This document serves as a device to communicate design intent only. Fabrication and installation of the products represented herein will be derived from shop drawings produced by the contracted fabricator.

Page 50 of 64

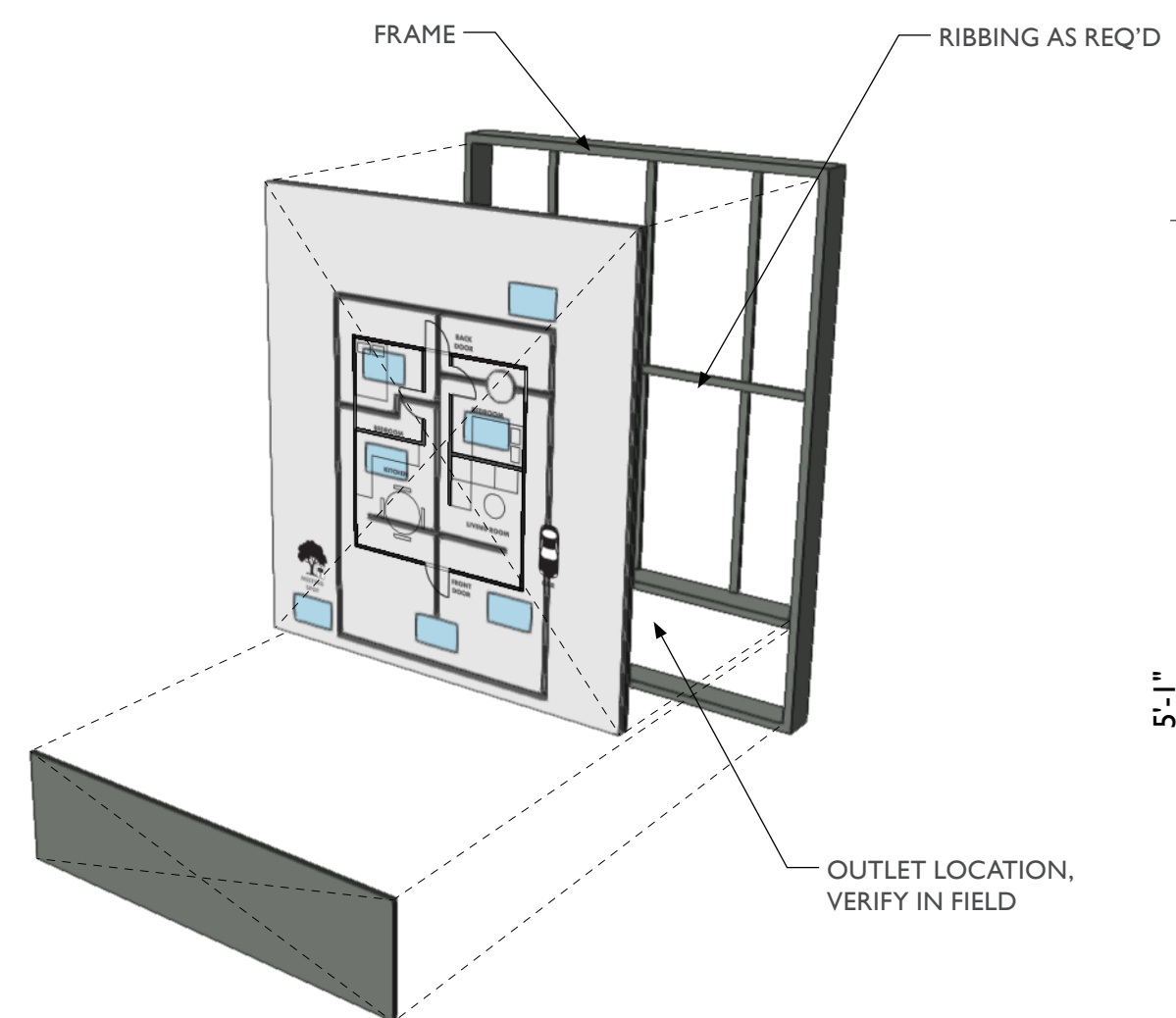
Sheet Issue Date: April 17, 2026 Project Number: 26TFM01



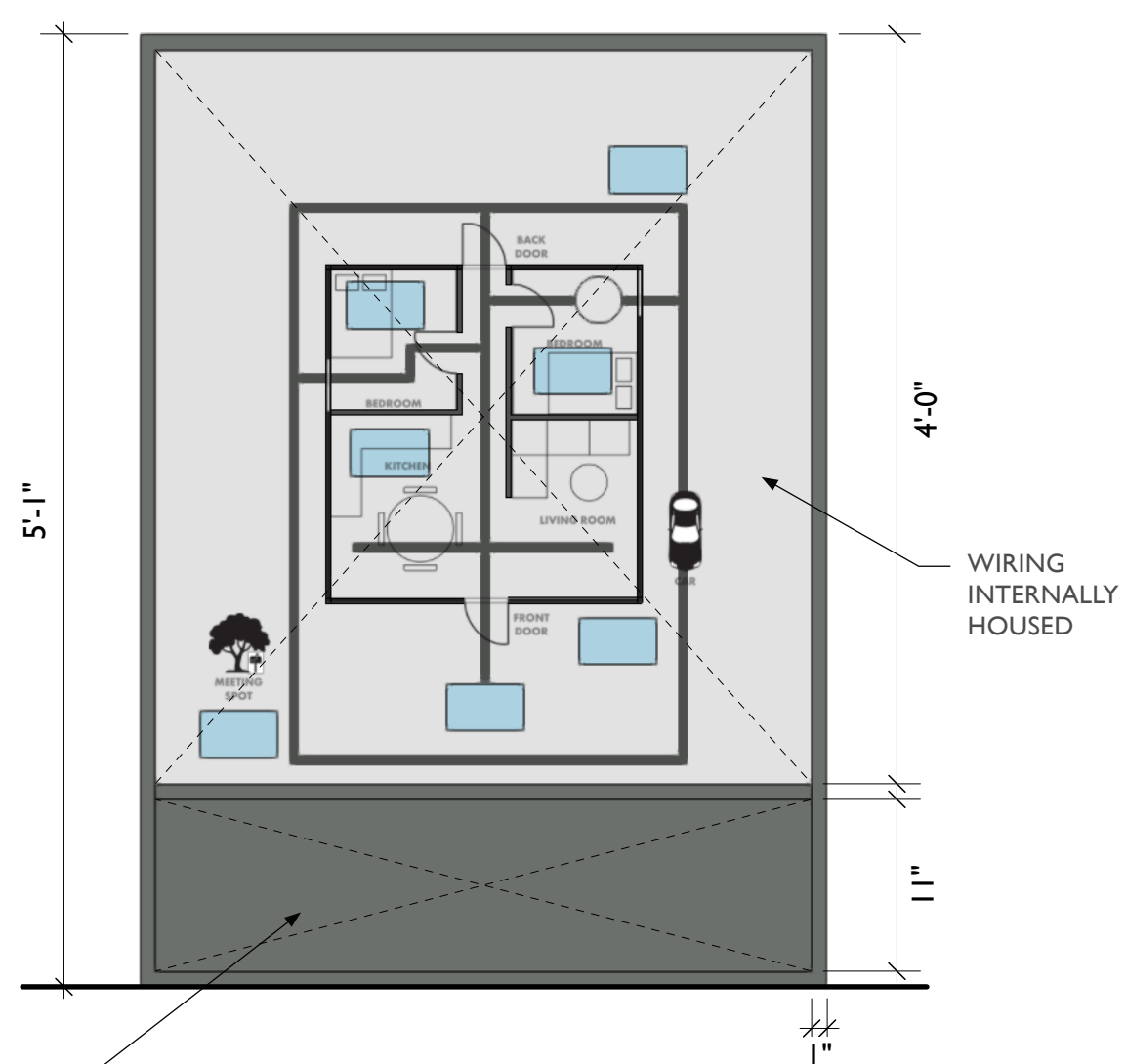
4 FS3.EX1 - Safe Route Planning, Perspective View
Scale: 1/4" = 1'-0"



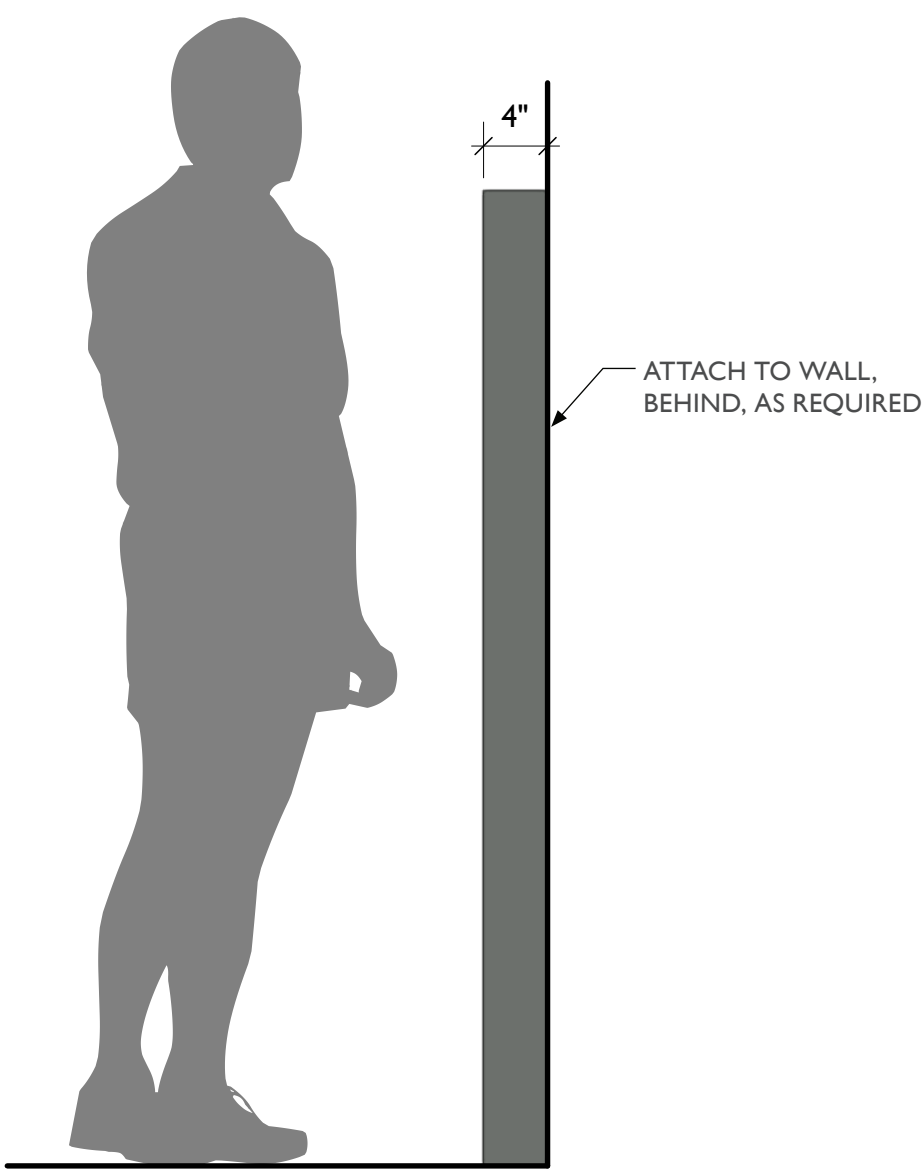
3 FS3.EX1 - Safe Route Planning, Top View
Scale: 1" = 1'-0"



5 FS3.EX1 - Safe Route Planning, Exploded View
Scale: 1/4" = 1'-0"



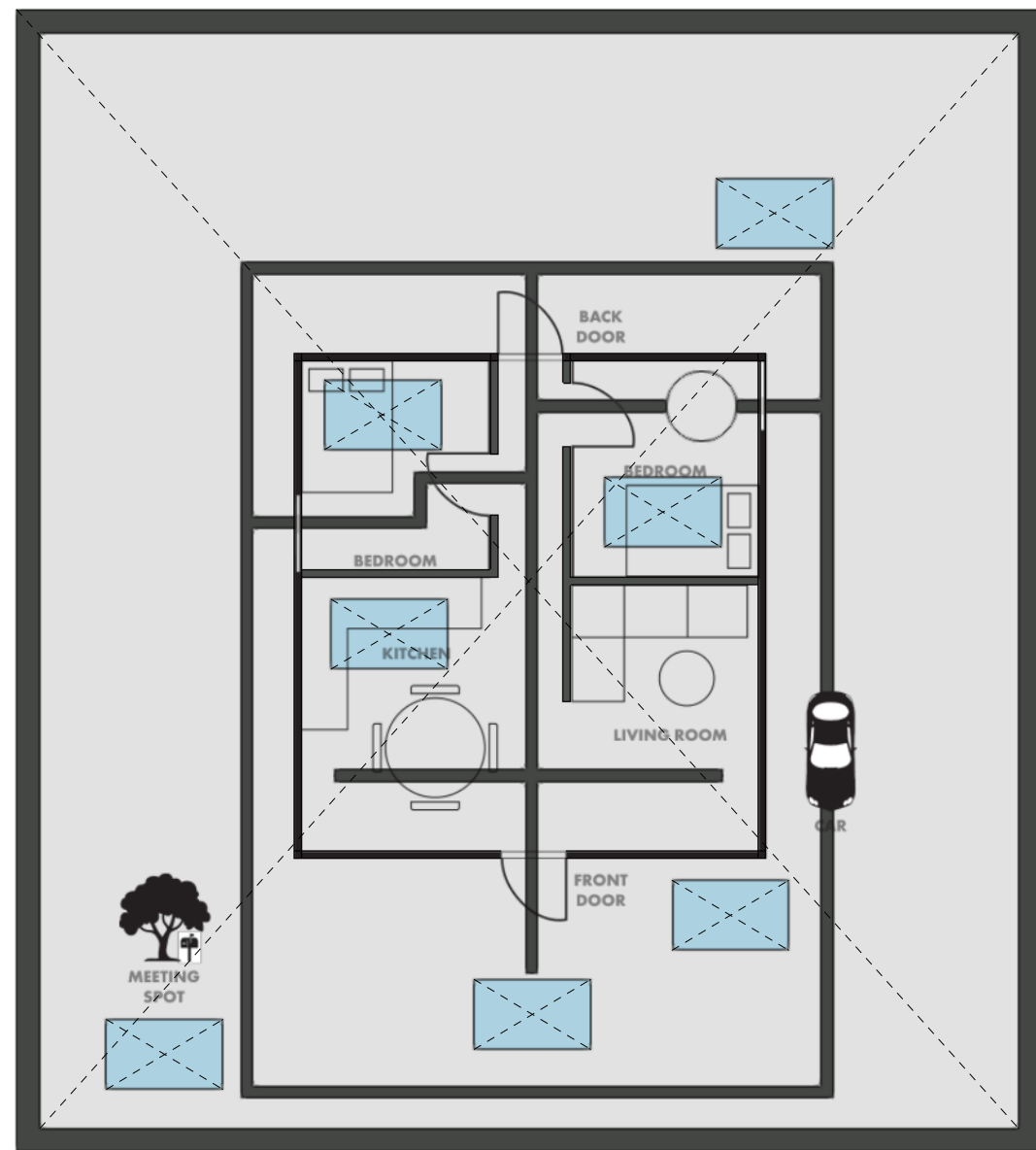
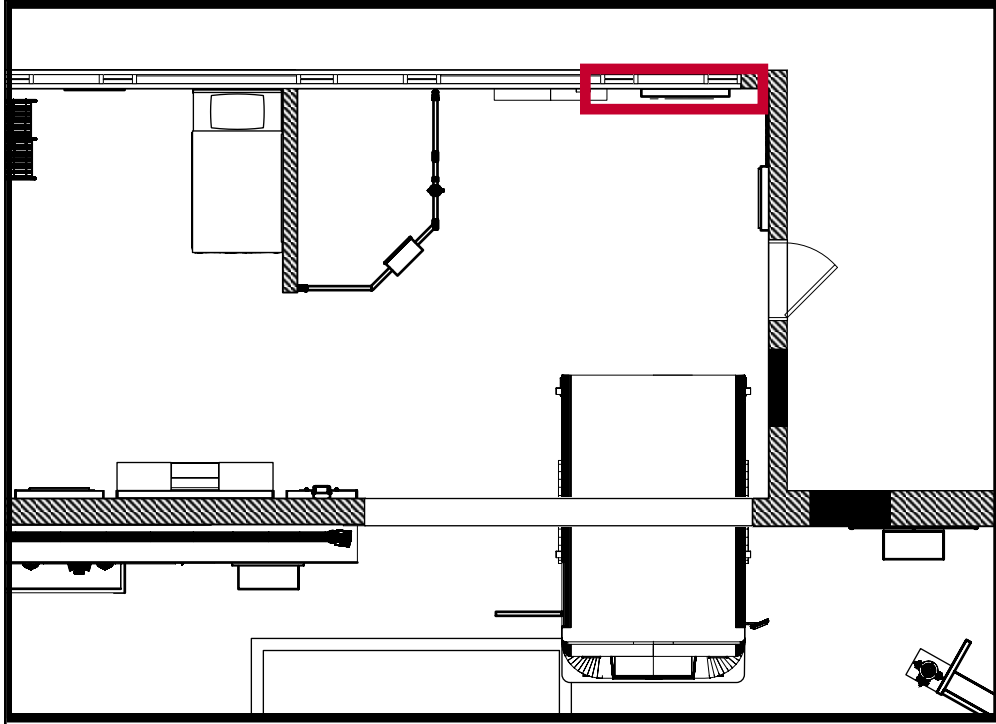
1 FS3.EX1 - Safe Route Planning, Front View
Scale: 1" = 1'-0"



2 FS3.EX1 - Safe Route Planning, Side View
Scale: 1" = 1'-0"

REMOVEABLE ACCESS PANEL, ALLOWS FOR ACCESS TO ELECTRICAL EQUIPMENT AND WALL OUTLET

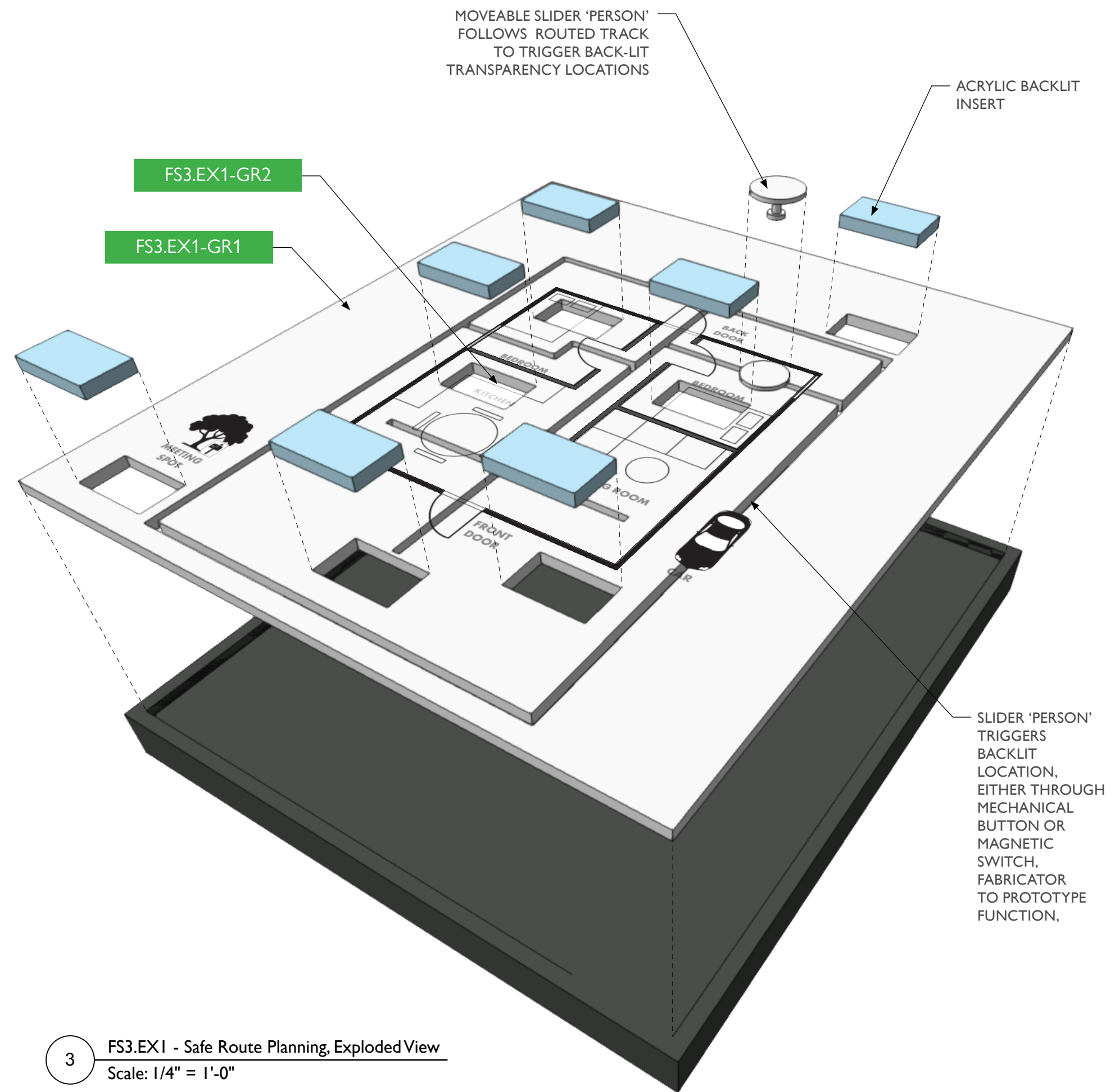
FS3.EX1 — SAFE ROUTE PLANNING



1 FS3.EX1 - Safe Route Planning, Front View
Scale: 1 1/2" = 1'-0"



2 FS3.EX1 - Safe Route Planning, Side View
Scale: 1 1/2" = 1'-0"



3 FS3.EX1 - Safe Route Planning, Exploded View
Scale: 1/4" = 1'-0"



City of Thornton
Fire Department

aw

STUDIO TECTONIC
Exhibition & Interpretive Design / Planning

400 Marine Street, Carriage House
Boulder, CO 80302
tel 720.398.3030 fax 720.398.3035
info@studiotectonic.com

Prepared for:
City of Thornton
Fire Department

Project:
Thornton Fire Museum

Project Phase:
Schematic Design

Sheet Title:
FS3.EX1 — Safe Route
Planning

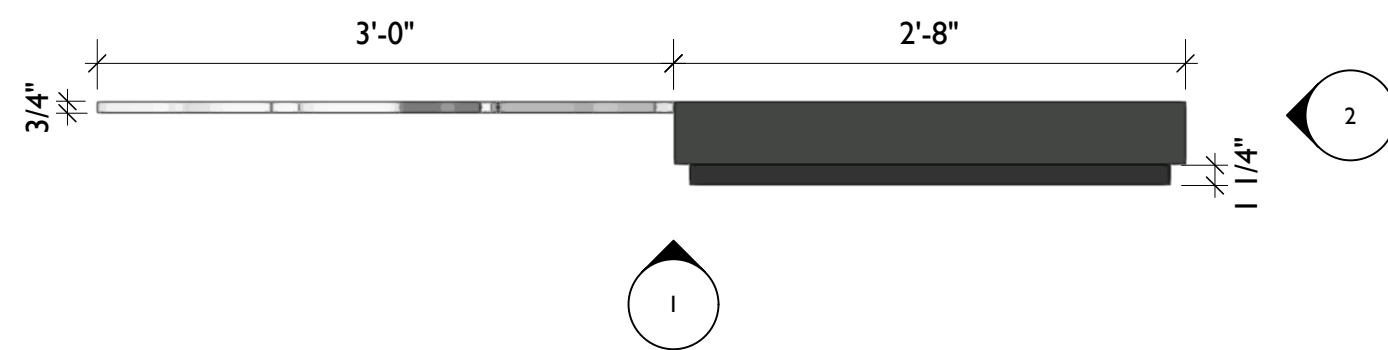
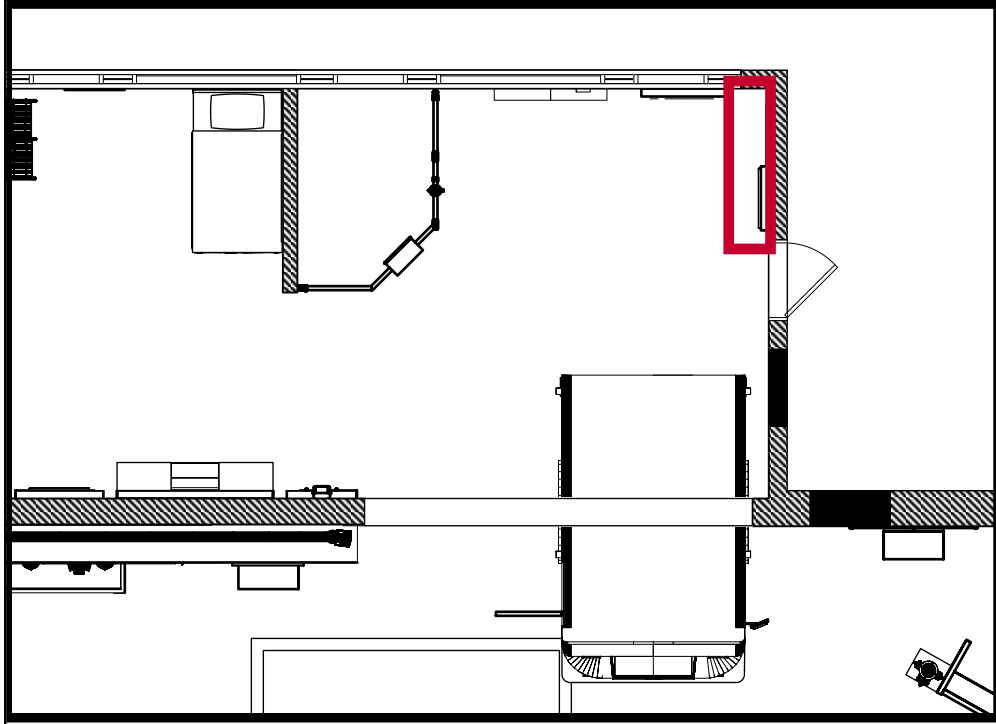
Project Team:
Project Manager: SF
Designer: JE, SF

© Studio Tectonic LLC. All rights reserved. No part of this document may be reproduced or utilized in any form without prior written authorization from Studio Tectonic LLC. This document serves as a device to communicate design intent only. Fabrication and installation of the products represented herein will be derived from shop drawings produced by the contracted fabricator.

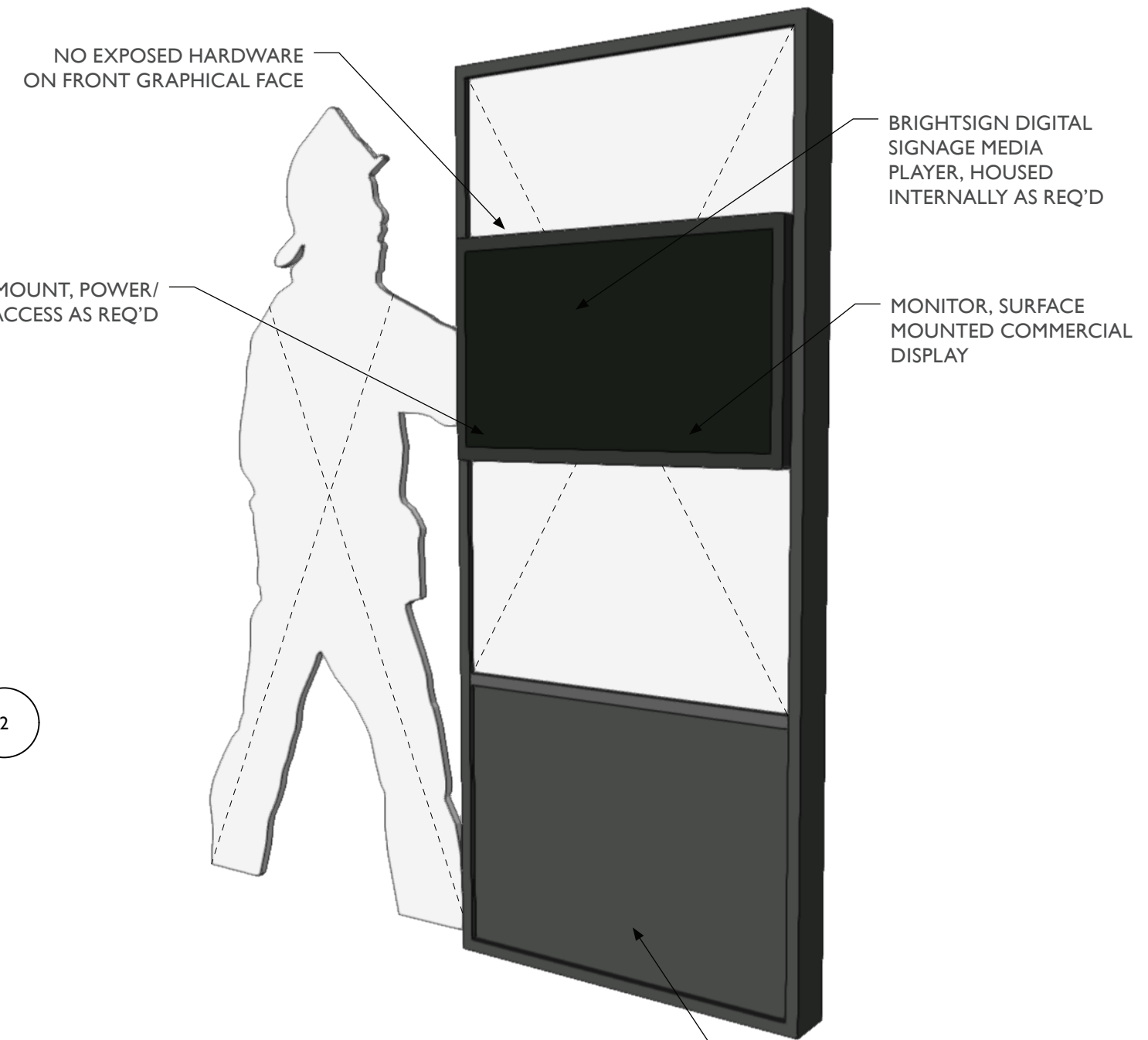
Page 51 of 64

Sheet Issue Date: April 17, 2026 Project Number: 26TFM01

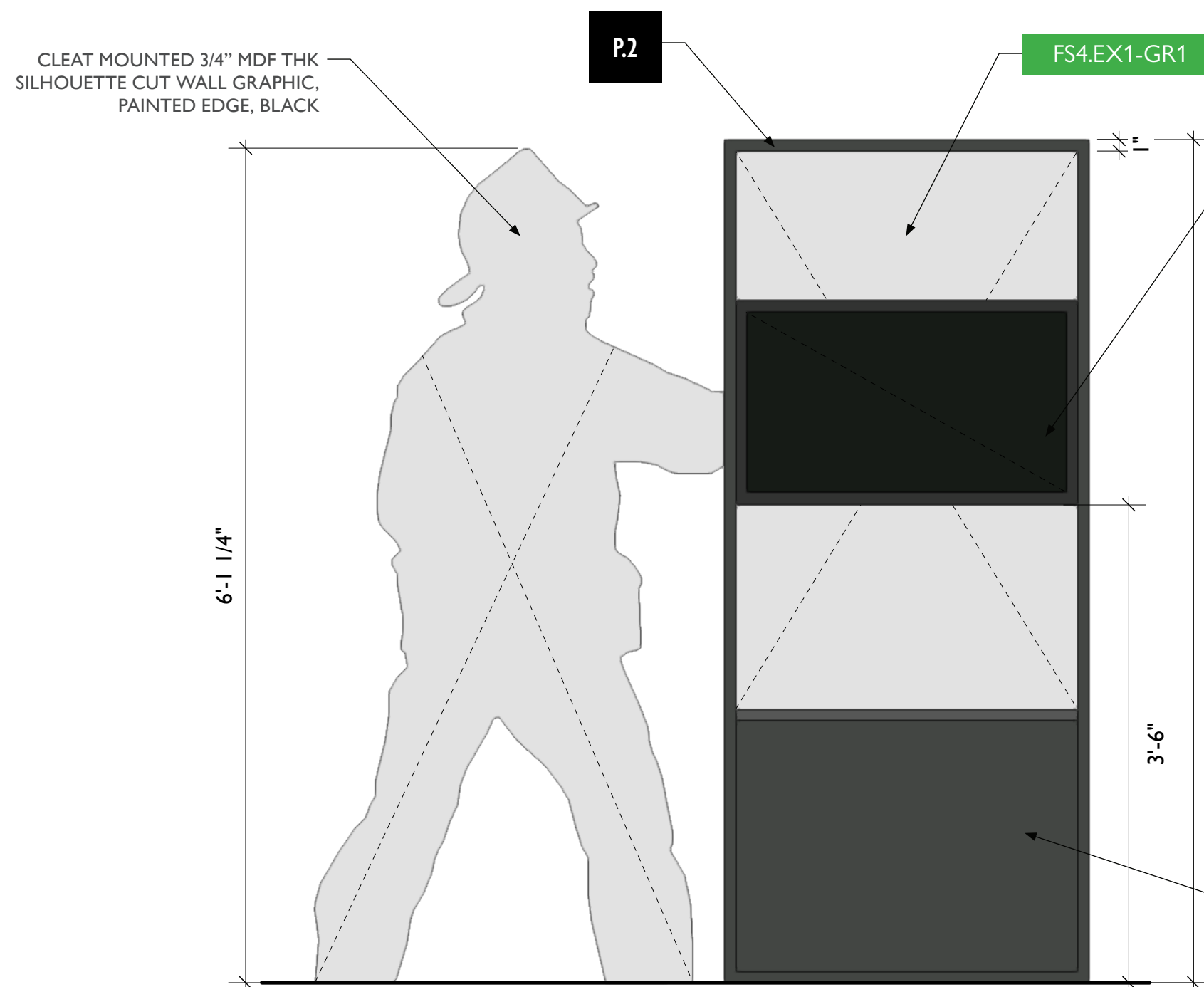
FS4.EX1 — T-TOWN CLOWNS



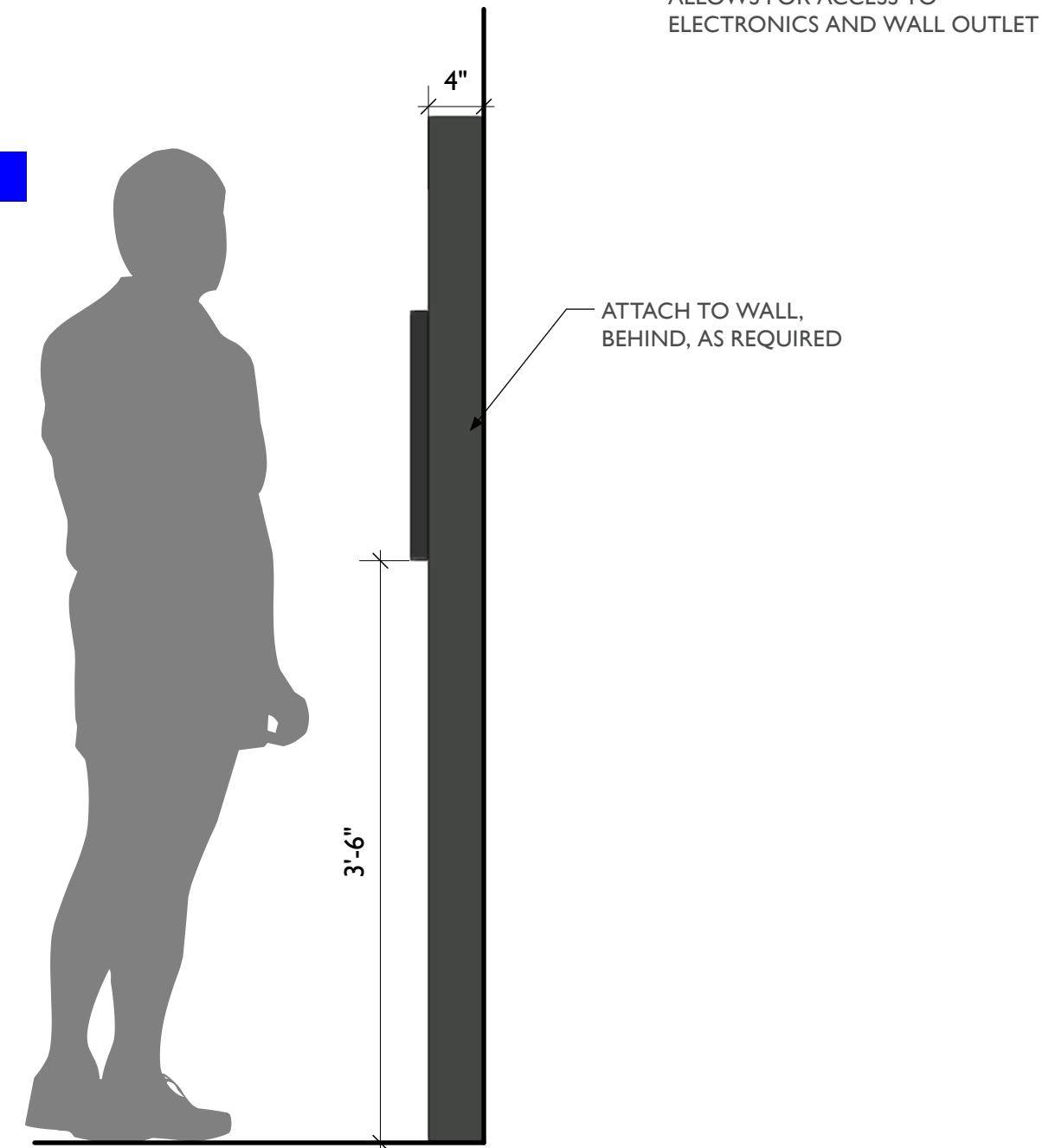
3 FS4.EX1 - T-Town Clowns, Top View
Scale: 1" = 1'-0"



4 FS4.EX1 - T-Town Clowns, Perspective View
Scale: 1/4" = 1'-0"



1 FS4.EX1 - T-Town Clowns, Front View
Scale: 1" = 1'-0"



2 FS4.EX1 - T-Town Clowns, Side View
Scale: 1" = 1'-0"



City of Thornton
Fire Department

aw

STUDIO TECTONIC
Exhibition & Interpretive Design / Planning
400 Marine Street, Carriage House
Boulder, CO 80302
tel 720.398.3030 fax 720.398.3035
info@studiotectonic.com

Prepared for:
**City of Thornton
Fire Department**

Project:
Thornton Fire Museum

Project Phase:
Schematic Design

Sheet Title:
FS4.EX1 — T-Town Clowns

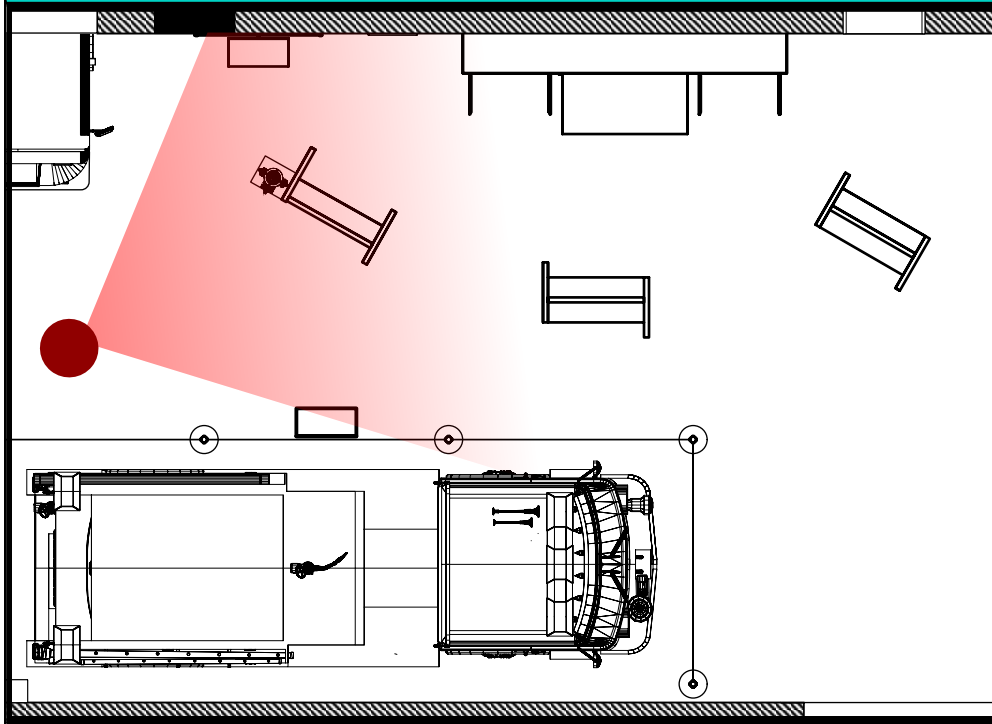
Project Team:
Project Manager: SF
Designer: JE, SF

© Studio Tectonic LLC. All rights reserved. No part of this document may be reproduced or utilized in any form without prior written authorization from Studio Tectonic LLC. This document serves as a device to communicate design intent only. Fabrication and installation of the products represented herein will be derived from shop drawings produced by the contracted fabricator.

Page 52 of 64

Sheet Issue Date: April 17, 2026 Project Number: 26TFM01

FIGHTING FIRES, HELPING HEALTH — RENDERING



City of Thornton
Fire Department

aw

STUDIO TECTONIC
Exhibition & Interpretive Design / Planning

400 Marine Street, Carriage House
Boulder, CO 80302
tel 720.398.3030 fax 720.398.3035
info@studiotectonic.com

Prepared for:
**City of Thornton
Fire Department**

Project:
Thornton Fire Museum

Project Phase:
Schematic Design

Sheet Title:
**Fighting Fires, Helping Health
— Rendering**

Project Team:
Project Manager: SF
Designer: JE, SF

© Studio Tectonic LLC. All rights reserved. No part of this document may be reproduced or utilized in any form without prior written authorization from Studio Tectonic LLC. This document serves as a device to communicate design intent only. Fabrication and installation of the products represented herein will be derived from shop drawings produced by the contracted fabricator.

Page 53 of 64

Sheet Issue Date: April 17, 2026 Project Number: 26TFM01

FIGHTING FIRES, HELPING HEALTH — KEY PLAN

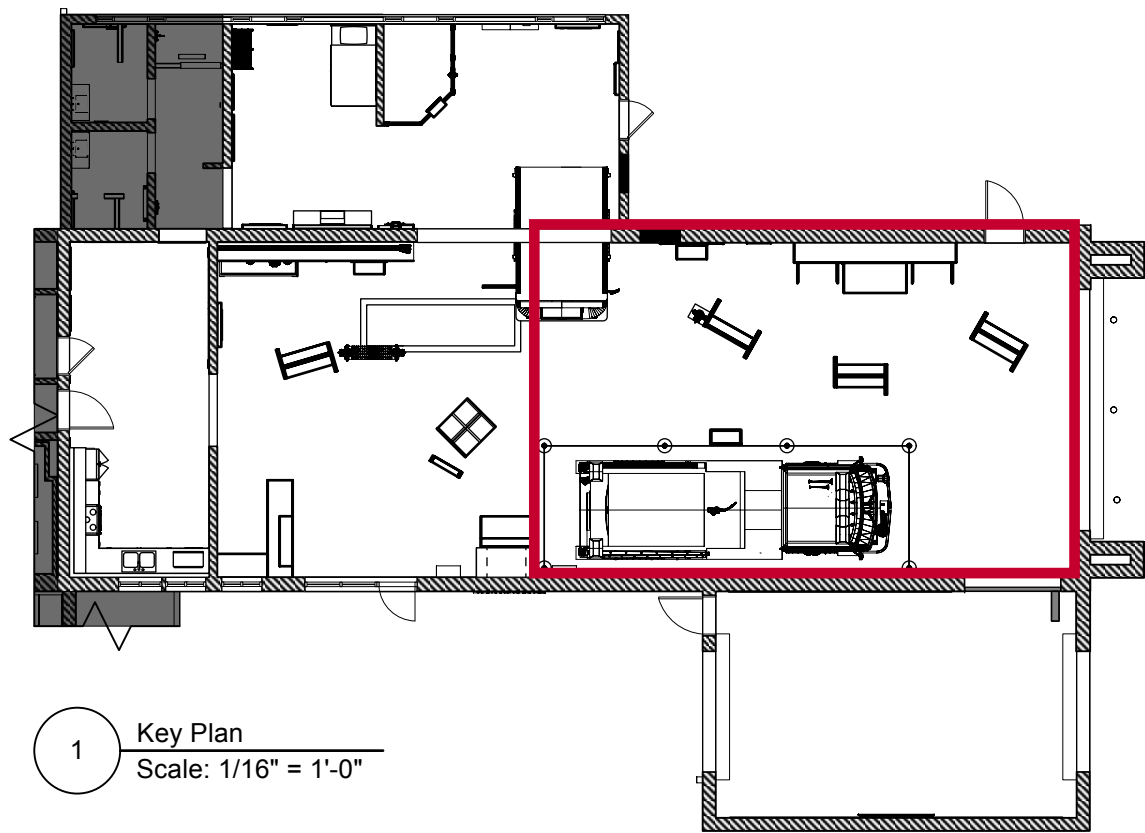


EXHIBIT SCHEDULE

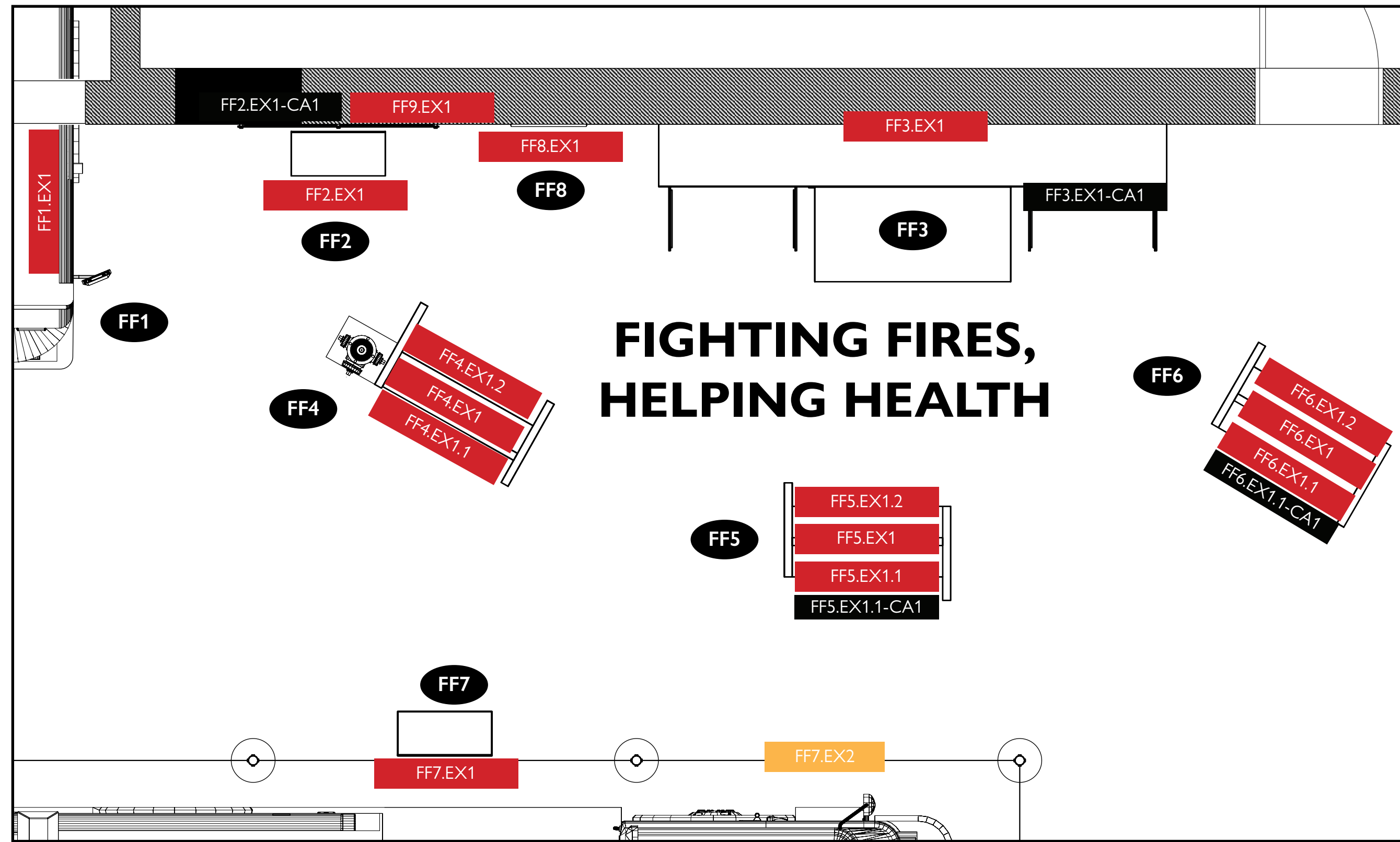
Fighting Fires, Helping Health		
FF1.EX1	Ride along with TFD	Climb Through Cab
FF2.EX1	Mapping the route	Reader Rail
FF2.EX1-CA1	Mapping the route	Wall Case with original map
FF3.EX1	Firefighters Then and Now	Fire Engine Side Pack
FF3.EX1-CA1	Firefighters Then and Now	Object Case
FF4.EX1	Controlling the Flow	Mobile Kiosk Unit
FF4.EX1.1	Controlling the Flow	Mobile Kiosk Unit Side A (Content)
FF4.EX1.2	Controlling the Flow	Mobile Kiosk Unit Side B (Content)
FF5.EX1	Spirit of Innovation	Mobile Kiosk Unit
FF5.EX1.1	Spirit of Innovation	Mobile Kiosk Unit Side A (Content)
FF5.EX1.1-CA1	Spirit of Innovation	Case on mobile kiosk unit side A
FF5.EX1.2	Spirit of Innovation	Mobile Kiosk Unit Side B (Content)
FF6.EX1	Natural Disasters / Historic Events	Mobile Kiosk Unit
FF6.EX1.1	Natural Disasters / Historic Events	Mobile Kiosk Unit Side A (Content)
FF6.EX1.1-CA1	Natural Disasters / Historic Events	Case on mobile kiosk unit side A
FF6.EX1.2	Natural Disasters / Historic Events	Mobile Kiosk Unit Side B (Content)
FF7.EX1	Engine 508	Reader Rail
FF8.EX1	Larry Jolley Memorial	Wall Graphic
FF9.EX1	Fighting Fires, Helping Health	Overhead area banner

BUYOUT SCHEDULE

Fighting Fires, Helping Health			
FF7.EX2	Owner	Engine 508	Tensabarrier

Content Groups

- FF1** Ride Along With TFD
- FF2** Mapping the Route
- FF3** Firefighters Then and Now
- FF4** Controlling the Flow
- FF5** Spirit of Innovation
- FF6** Natural Disasters & Historic Events
- FF7** Serving Thornton: Engine #508
- FF8** Larry Jolley Memorial



1 Floor Plan
Scale: 3/8" = 1'-0"



City of Thornton
Fire Department



STUDIO TECTONIC
Exhibition & Interpretive Design / Planning
400 Marine Street, Carriage House
Boulder, CO 80302
tel 720.398.3030 fax 720.398.3035
info@studiotectonic.com

Prepared for:
**City of Thornton
Fire Department**

Project:
Thornton Fire Museum

Project Phase:
Schematic Design

Sheet Title:
**Fighting Fires, Helping Health
— Key Plan**

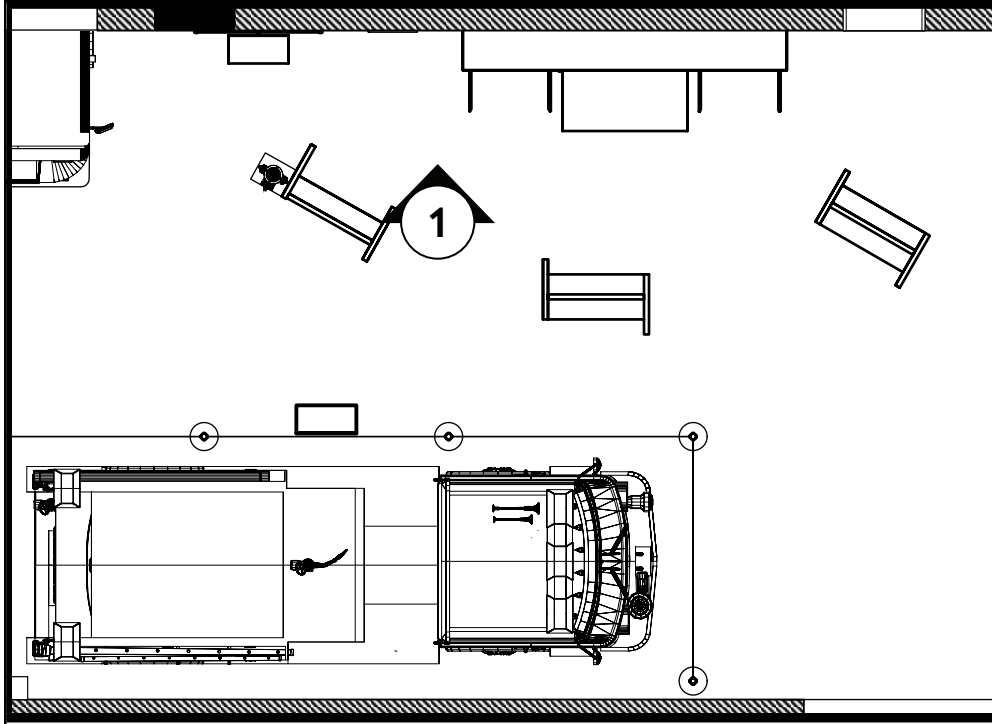
Project Team:
Project Manager: SF
Designer: JE, SF

© Studio Tectonic LLC. All rights reserved. No part of this document may be reproduced or utilized in any form without prior written authorization from Studio Tectonic LLC. This document serves as a device to communicate design intent only. Fabrication and installation of the products represented herein will be derived from shop drawings produced by the contracted fabricator.

Page 54 of 64

Sheet Issue Date: April 17, 2026 Project Number: 26TFM01

FIGHTING FIRES, HELPING HEALTH — ELEVATIONS



ARTIFACT SCHEDULE (SEE CONTENT APPENDIX FOR OBJECT DETAILS)

Fighting Fires, Helping Health		
FF2.EX1-CA1-AR1	Mapping The Route	Vintage Hand-Drawn Original Map (48"x60")



City of Thornton
Fire Department



STUDIO TECTONIC
Exhibition & Interpretive Design / Planning
400 Marine Street, Carriage House
Boulder, CO 80302
tel 720.398.3030 fax 720.398.3035
info@studiotectonic.com

Prepared for:
**City of Thornton
Fire Department**

Project:
Thornton Fire Museum

Project Phase:
Schematic Design

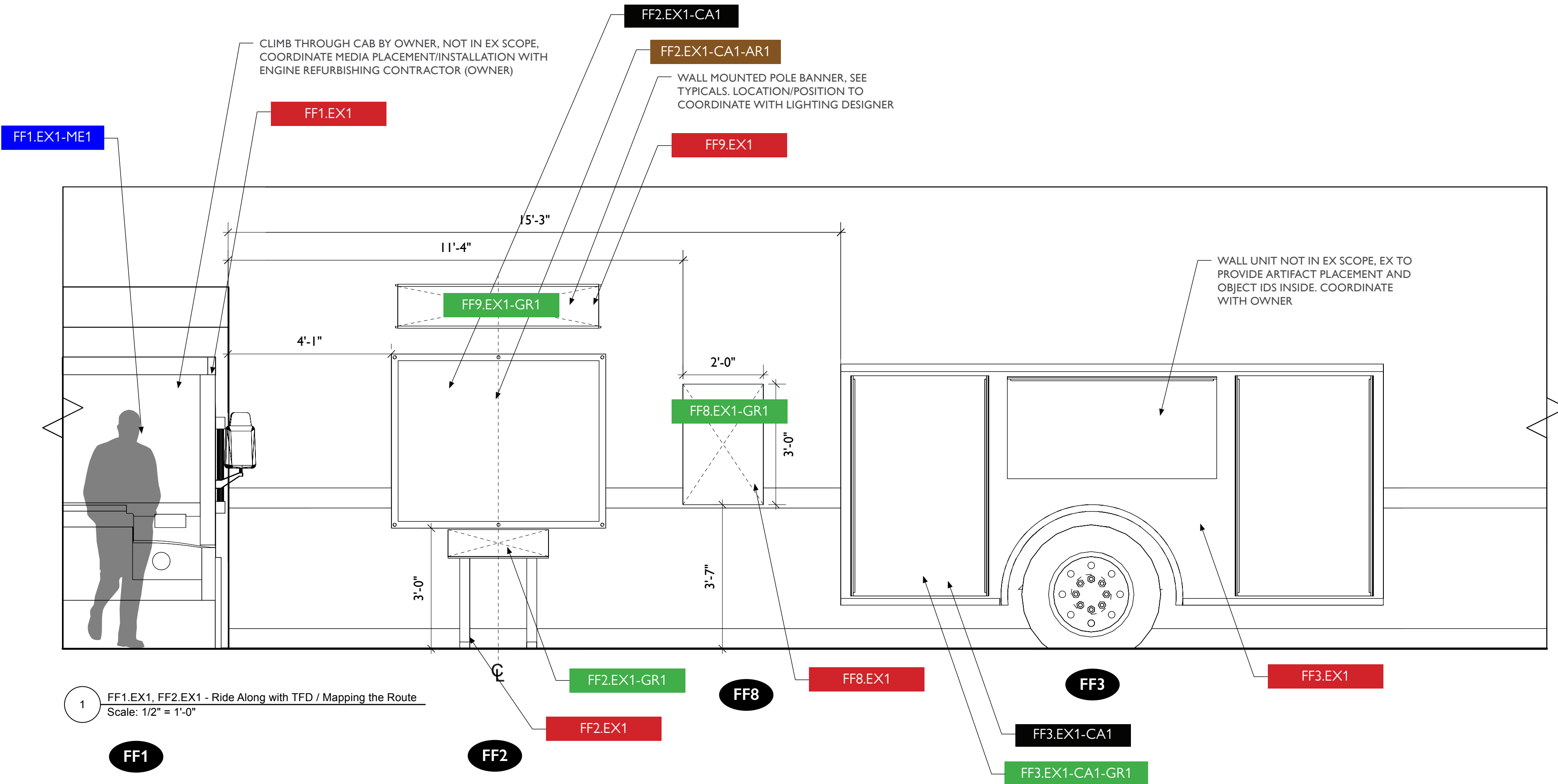
Sheet Title:
**Fighting Fires, Helping Health
— Elevation**

Project Team:
Project Manager: SF
Designer: JE, SF

© Studio Tectonic LLC. All rights reserved. No part of this document may be reproduced or utilized in any form without prior written authorization from Studio Tectonic LLC. This document serves as a device to communicate design intent only. Fabrication and installation of the products represented herein will be derived from shop drawings produced by the contracted fabricator.

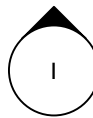
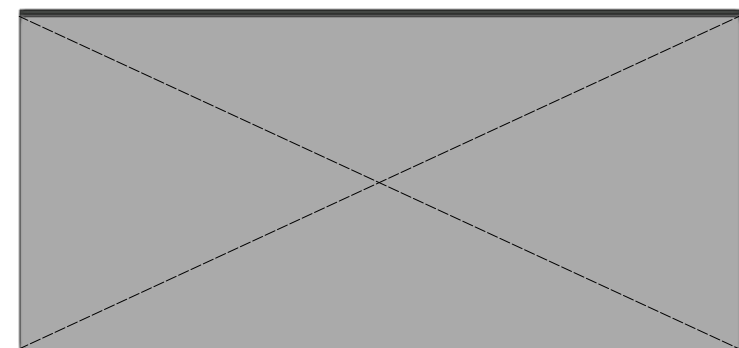
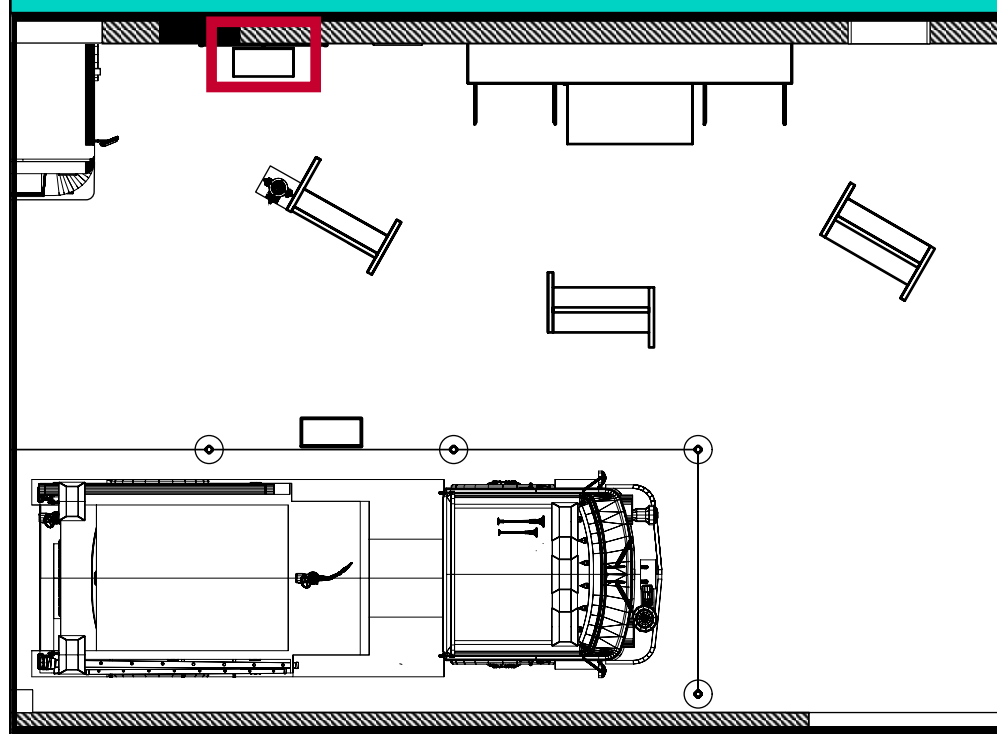
Page 55 of 64

Sheet Issue Date: April 17, 2026 Project Number: 26TFM01

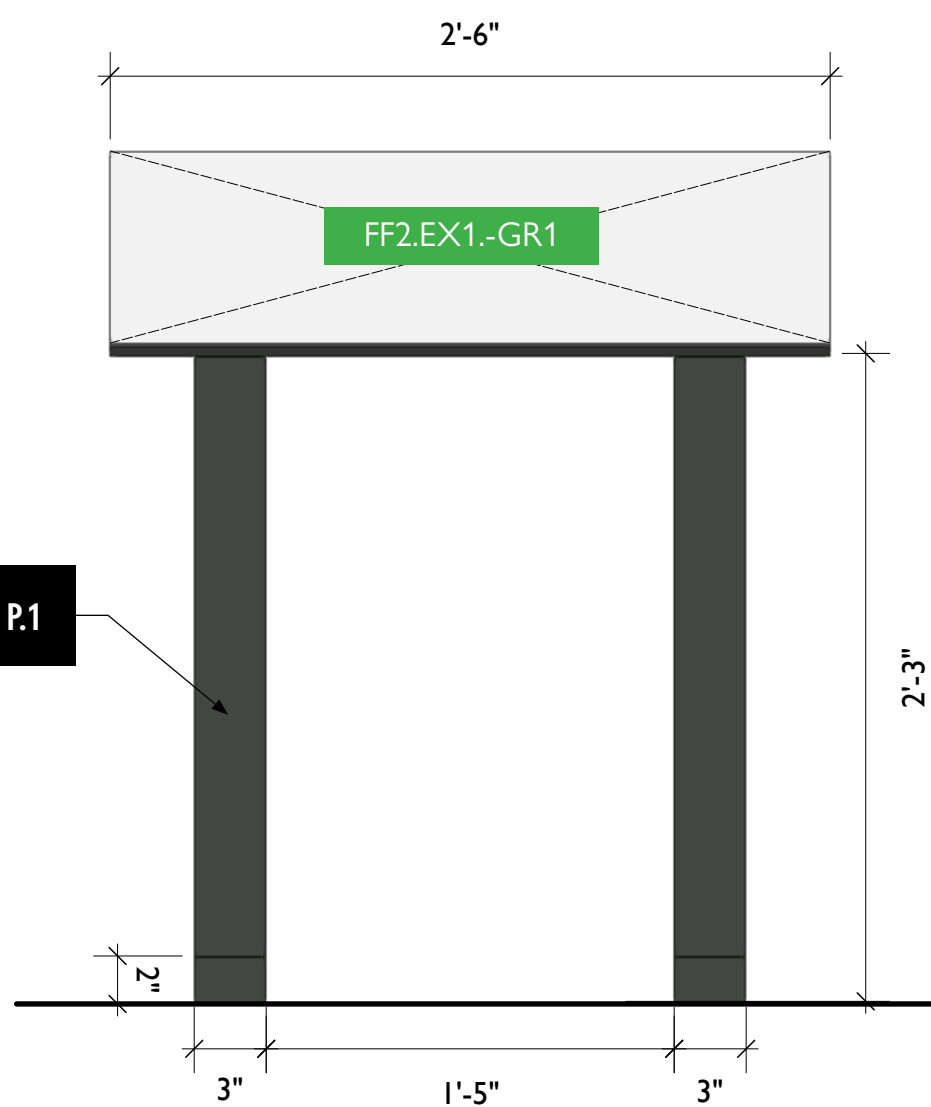


1 FF1.EX1, FF2.EX1 - Ride Along with TFD / Mapping the Route
Scale: 1/2" = 1'-0"

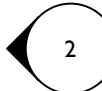

FF2.EX1 — READER RAIL



3 FF2.EX1 - Reader Rail, Top View
Scale: 1 1/2" = 1'-0"



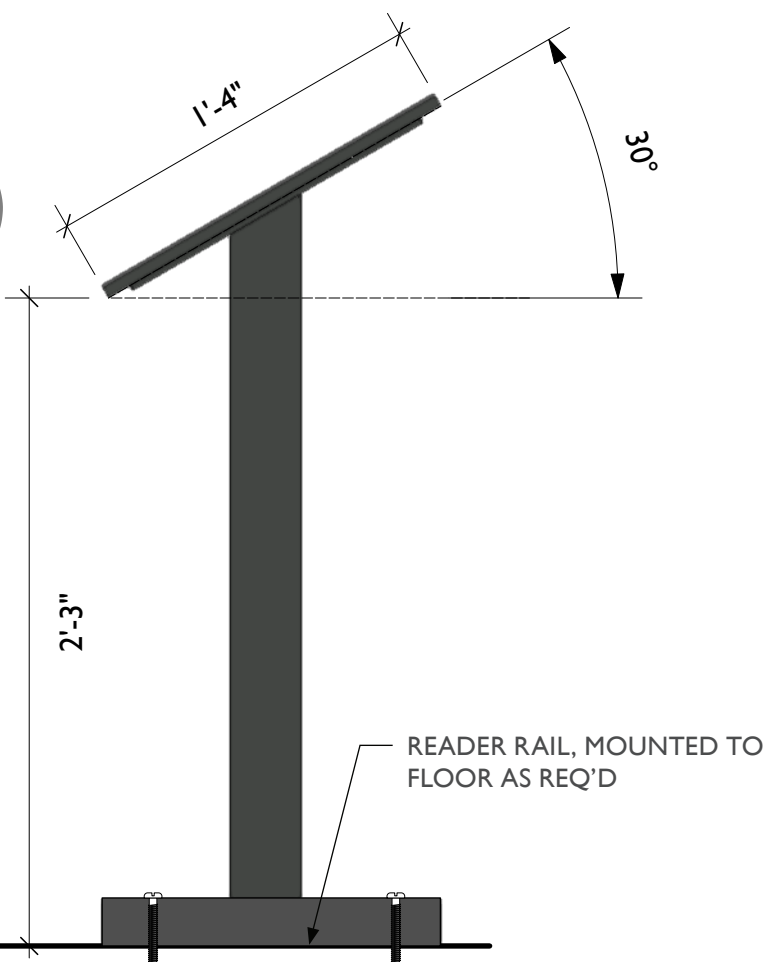
1 FF2.EX1 - Reader Rail, Front View
Scale: 1 1/2" = 1'-0"



2 FF2.EX1 - Reader Rail, Side View
Scale: 1 1/2" = 1'-0"



4 FF2.EX1 - Reader Rail, Perspective View
Scale: 1/4" = 1'-0"



City of Thornton
Fire Department

aw

STUDIO TECTONIC
Exhibition & Interpretive Design / Planning

400 Marine Street, Carriage House
Boulder, CO 80302
tel 720.398.3030 fax 720.398.3035
info@studiotectonic.com

Prepared for:
**City of Thornton
Fire Department**

Project:
Thornton Fire Museum

Project Phase:
Schematic Design

Sheet Title:
HT3.EX2 — Reader Rail

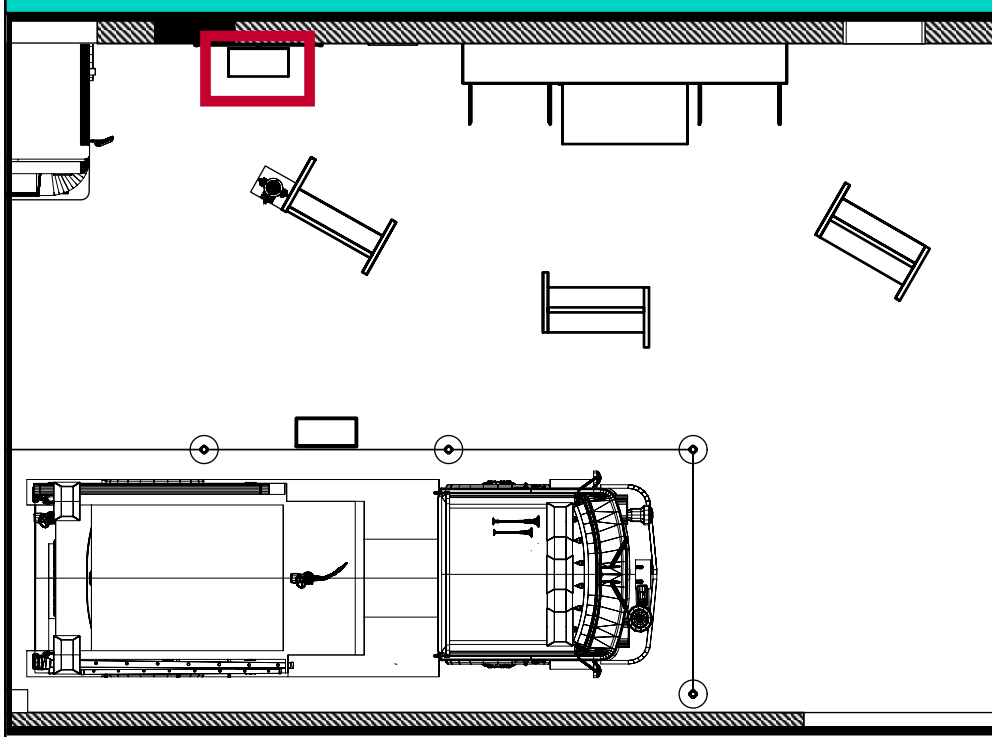
Project Team:
Project Manager: SF
Designer: JE, SF

© Studio Tectonic LLC. All rights reserved. No part of this document may be reproduced or utilized in any form without prior written authorization from Studio Tectonic LLC. This document serves as a device to communicate design intent only. Fabrication and installation of the products represented herein will be derived from shop drawings produced by the contracted fabricator.

Page 56 of 64

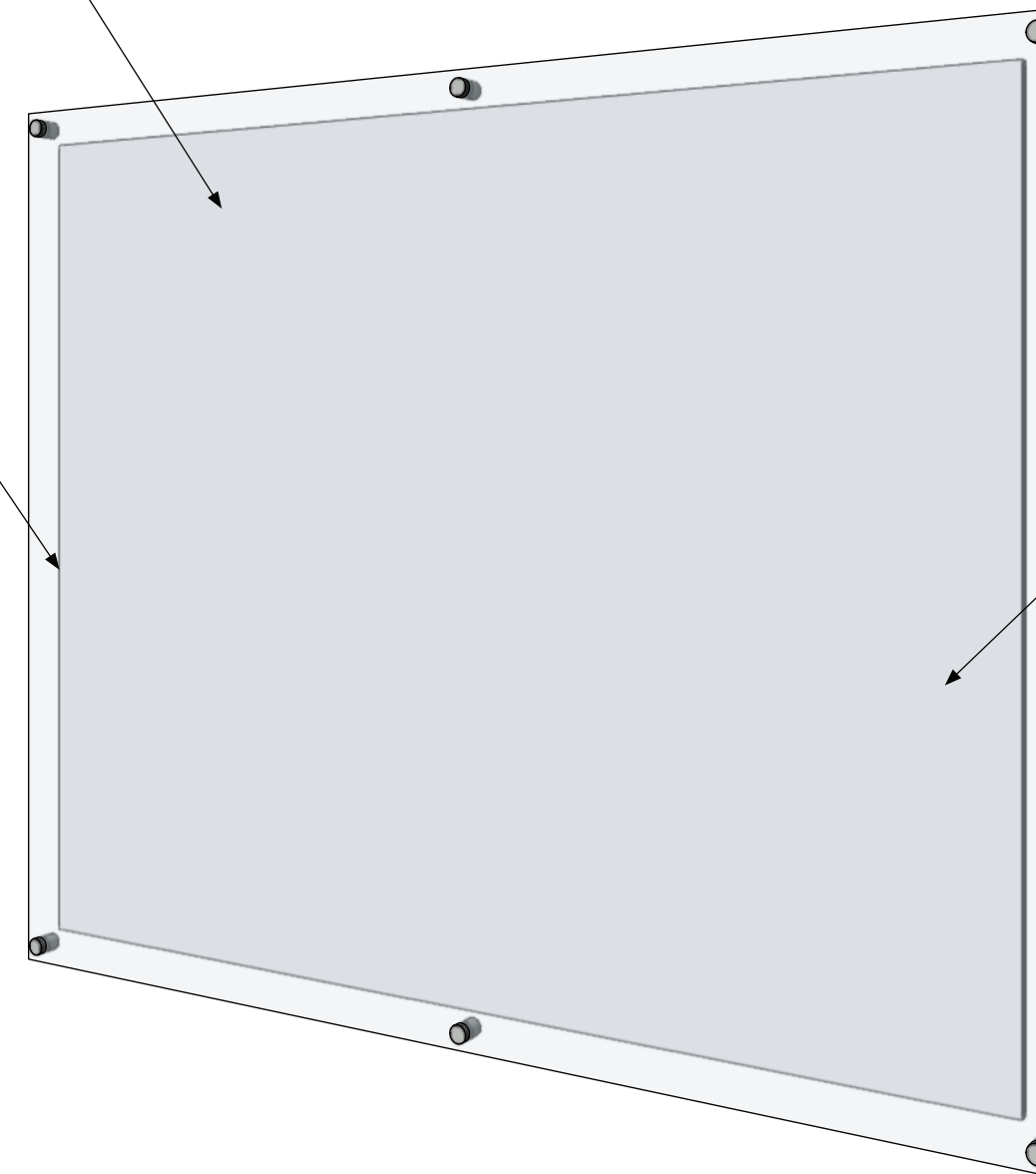
Sheet Issue Date: April 17, 2026 Project Number: 26TFM01

FF2.EX1-CA1 — WALL CASE

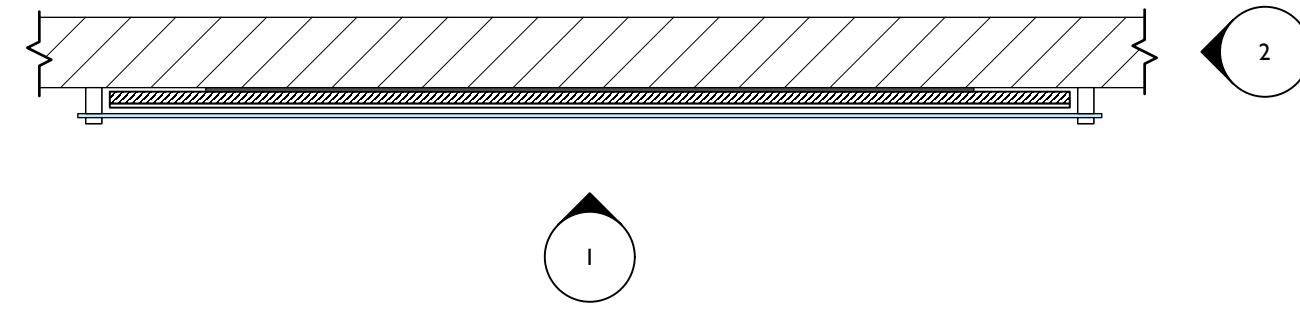


FF2.EX1-CA1

1/2" THK. ACRYLIC, POLISHED EDGE.
GYFORD STANDOFFS AS REQUIRED
FOR ARTIFACT DEPTH. FABRICATOR
TO REINSTALL ARTIFACT

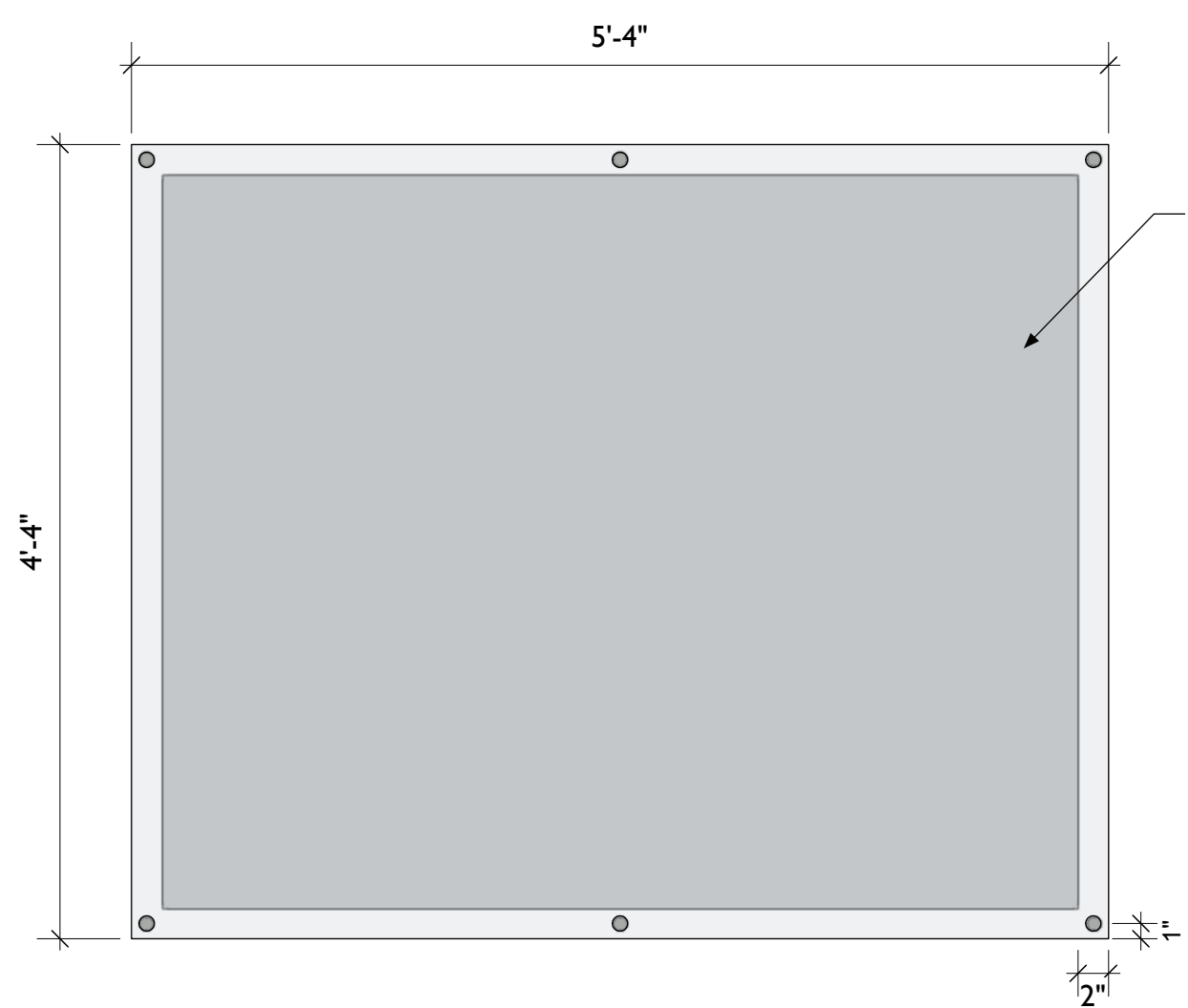


FF2.EX1-CA1-AR1

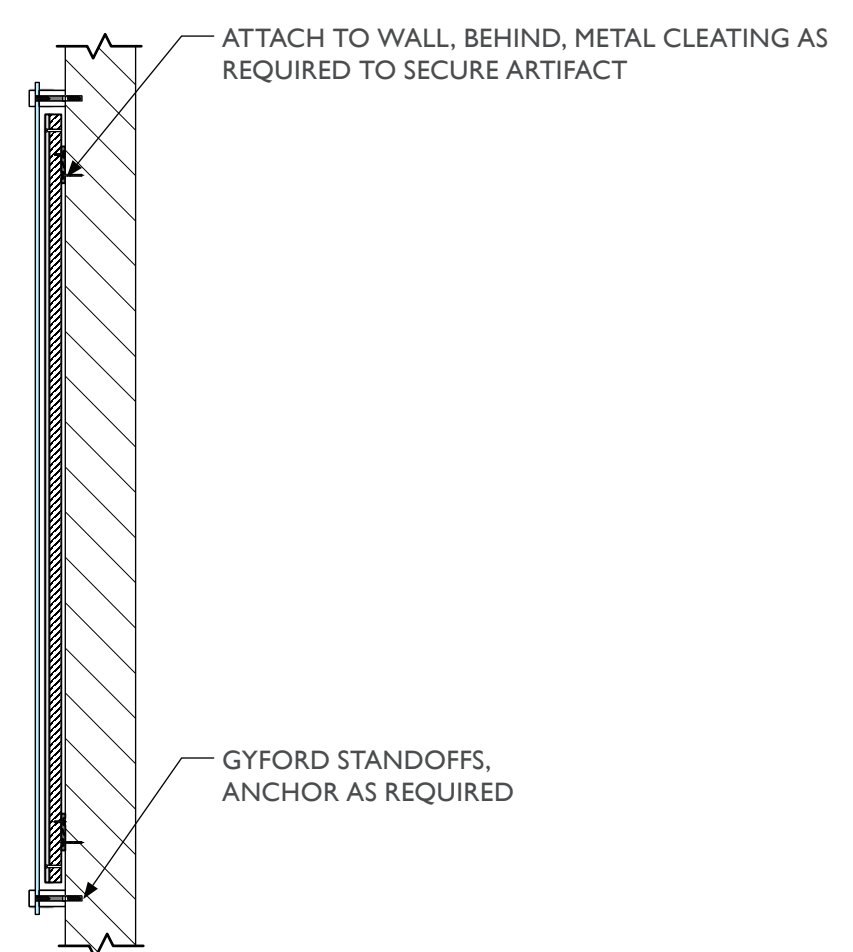


3 FF2.EX1-CA1 - Acrylic Protective Cover, Top View
Scale: 1" = 1'-0"

4 FF2.EX1-CA1 - Acrylic Protective Cover, Perspective View
Scale: 1/4" = 1'-0"



1 FF2.EX1-CA1 - Acrylic Protective Cover, Front View
Scale: 1" = 1'-0"



2 FF2.EX1-CA1 - Acrylic Protective Cover, Section View
Scale: 1" = 1'-0"

ORIGINAL VINTAGE
MAP MOUNTED BY
FABRICATOR BEHIND
PLEXIGLASS PANEL ON
STANDOFFS

ATTACH TO WALL, BEHIND, METAL CLEATING AS
REQUIRED TO SECURE ARTIFACT

GYFORD STANDOFFS,
ANCHOR AS REQUIRED



City of Thornton
Fire Department



STUDIO TECTONIC
Exhibition & Interpretive Design / Planning
400 Marine Street, Carriage House
Boulder, CO 80302
tel 720.398.3030 fax 720.398.3035
info@studiotectonic.com

Prepared for:
**City of Thornton
Fire Department**

Project:
Thornton Fire Museum

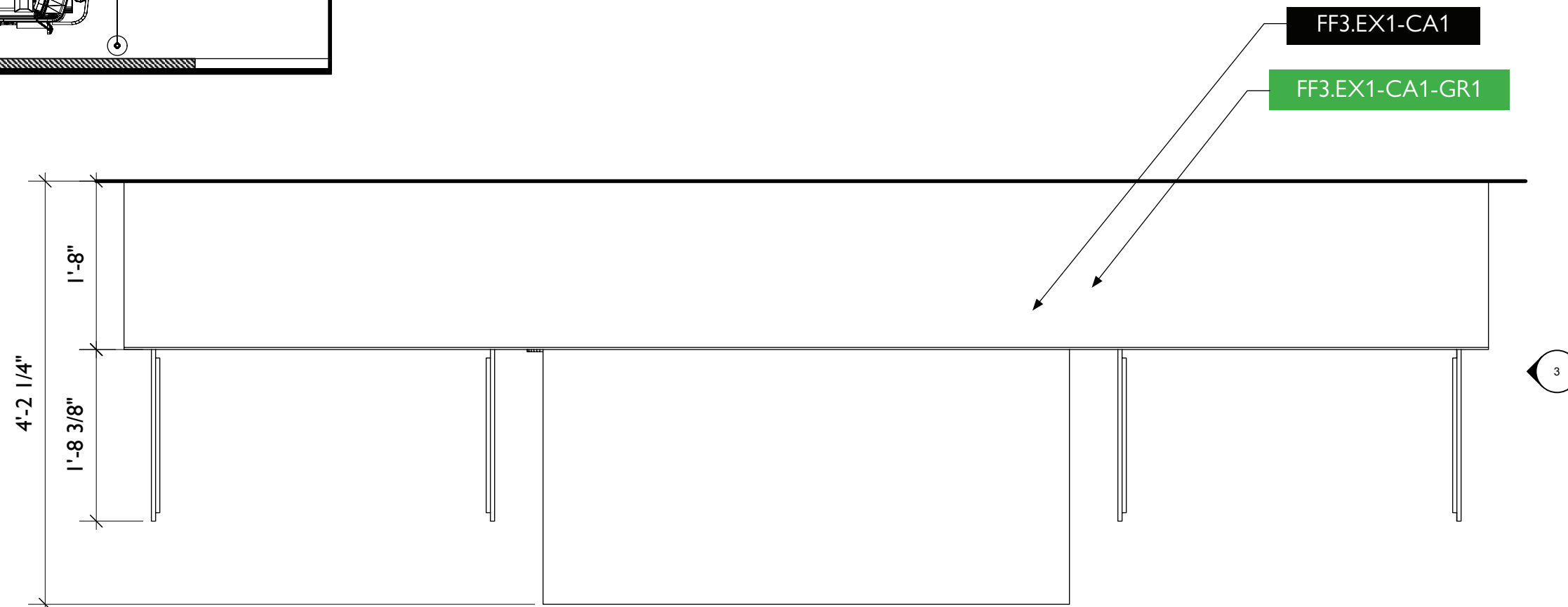
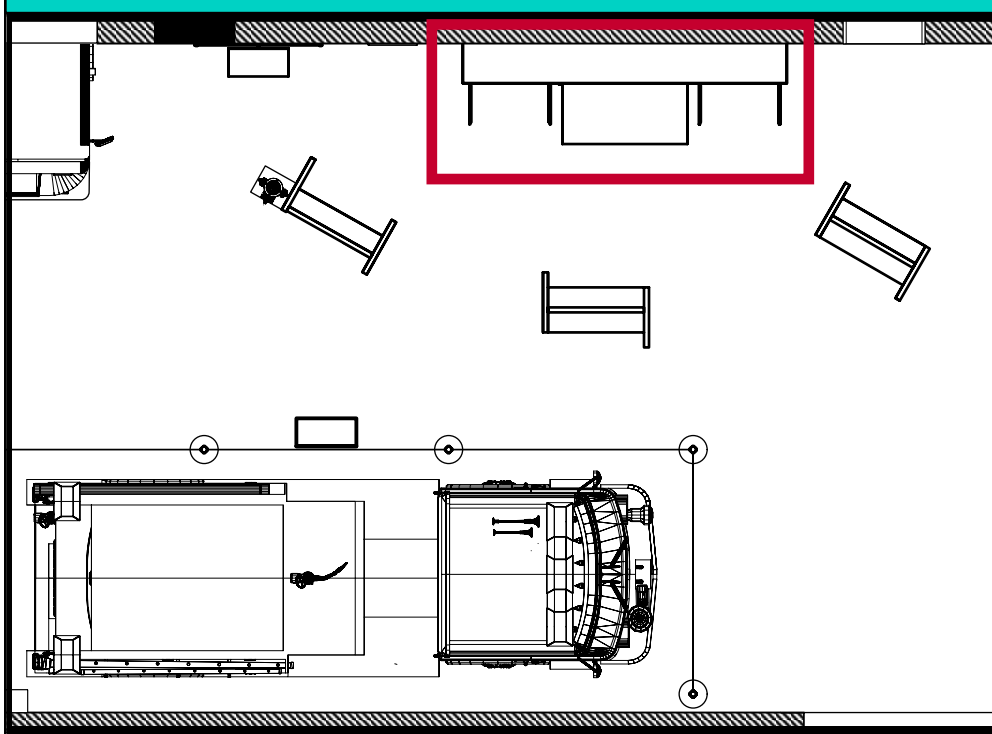
Project Phase:
Schematic Design

Sheet Title:
HT3.EX2 — Reader Rail

Project Team:
Project Manager: SF
Designer: JE, SF

© Studio Tectonic LLC. All rights reserved. No part of this document may be reproduced or utilized in any form without prior written authorization from Studio Tectonic LLC. This document serves as a device to communicate design intent only. Fabrication and installation of the products represented herein will be derived from shop drawings produced by the contracted fabricator.

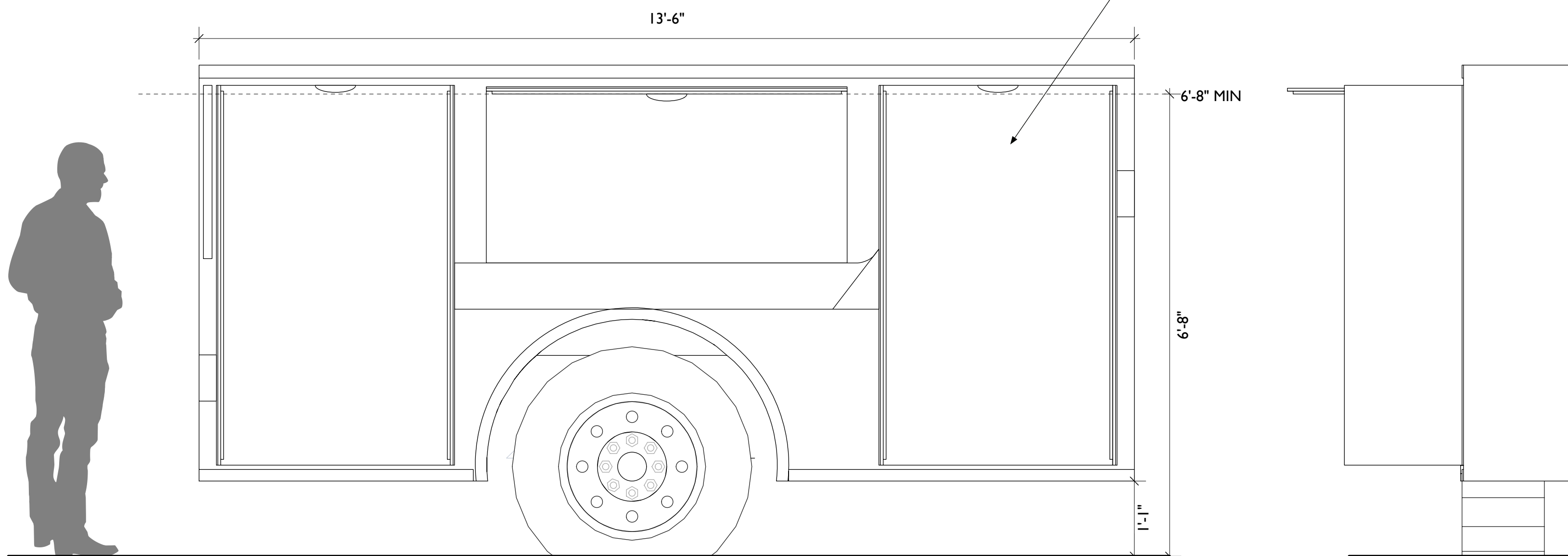
FF3.EX1 — SIDE PACK DETAIL



1 FF3.EX1 - Fire Engine Side Pack
Scale: 3/4" = 1'-0"

2

SIDE PACK PROVIDED BY OWNER.
FABRICATOR TO PLACE OBJECTS
AND INTERNAL GRAPHICS
WITHIN PROVIDED CASE SYSTEM,
COORDINATE WITH DESIGNER



2 FF3.EX1 - Fire Engine Side Pack
Scale: 3/4" = 1'-0"

3 FF3.EX1 - Fire Engine Side Pack
Scale: 3/4" = 1'-0"



City of Thornton
Fire Department



STUDIO TECTONIC
Exhibition & Interpretive Design / Planning
400 Marine Street, Carriage House
Boulder, CO 80302
tel 720.398.3030 fax 720.398.3035
info@studiotectonic.com

Prepared for:
**City of Thornton
Fire Department**

Project:
Thornton Fire Museum

Project Phase:
Schematic Design

Sheet Title:
FF3.EX1 — Side Pack Detail

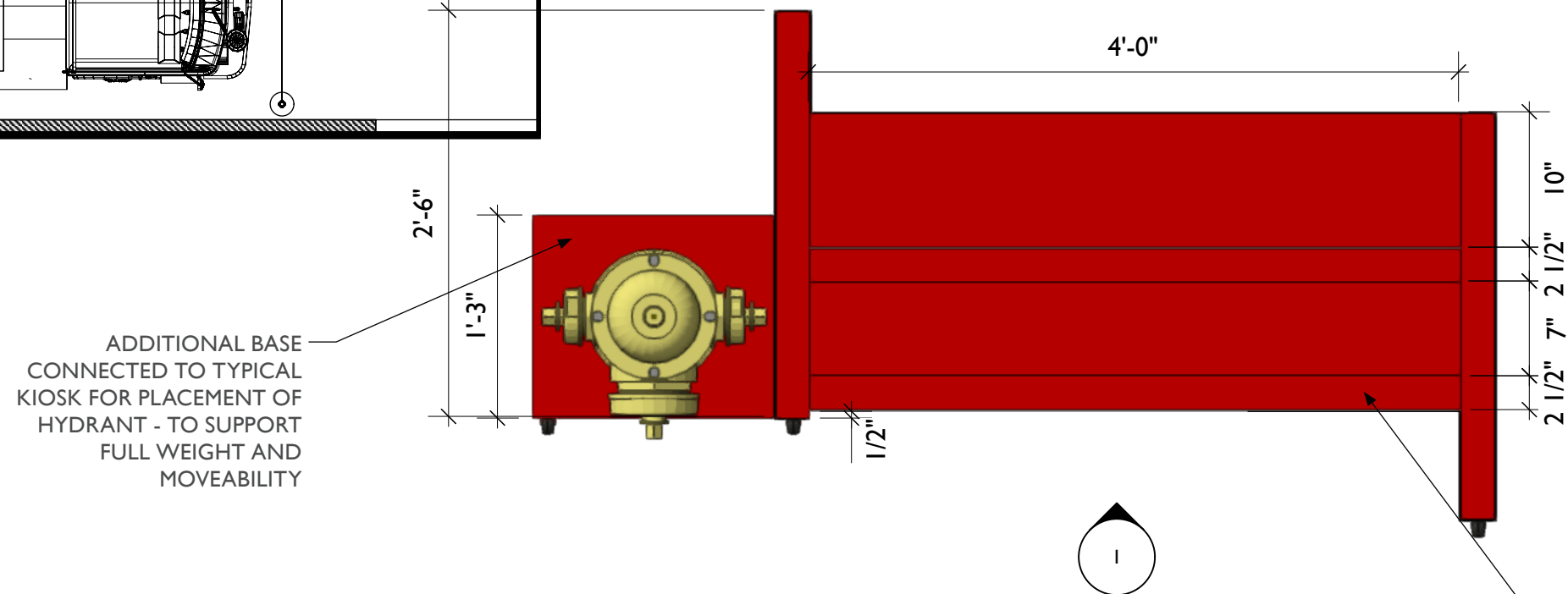
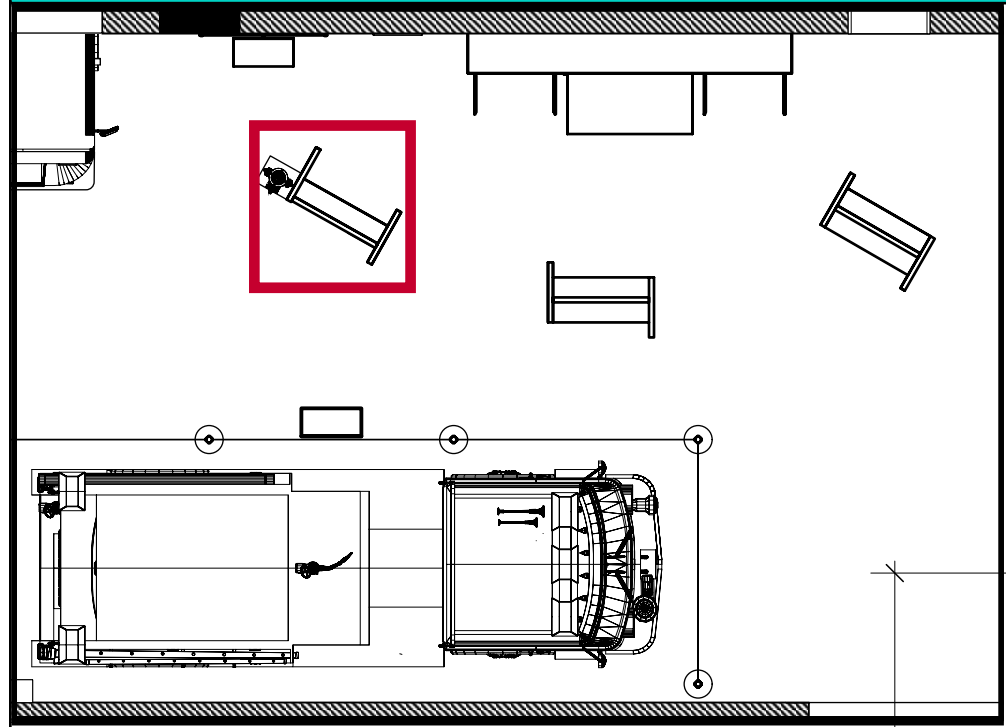
Project Team:
Project Manager: SF
Designer: JE, SF

© Studio Tectonic LLC. All rights reserved. No part of this document may be reproduced or utilized in any form without prior written authorization from Studio Tectonic LLC. This document serves as a device to communicate design intent only. Fabrication and installation of the products represented herein will be derived from shop drawings produced by the contracted fabricator.

Page 58 of 64

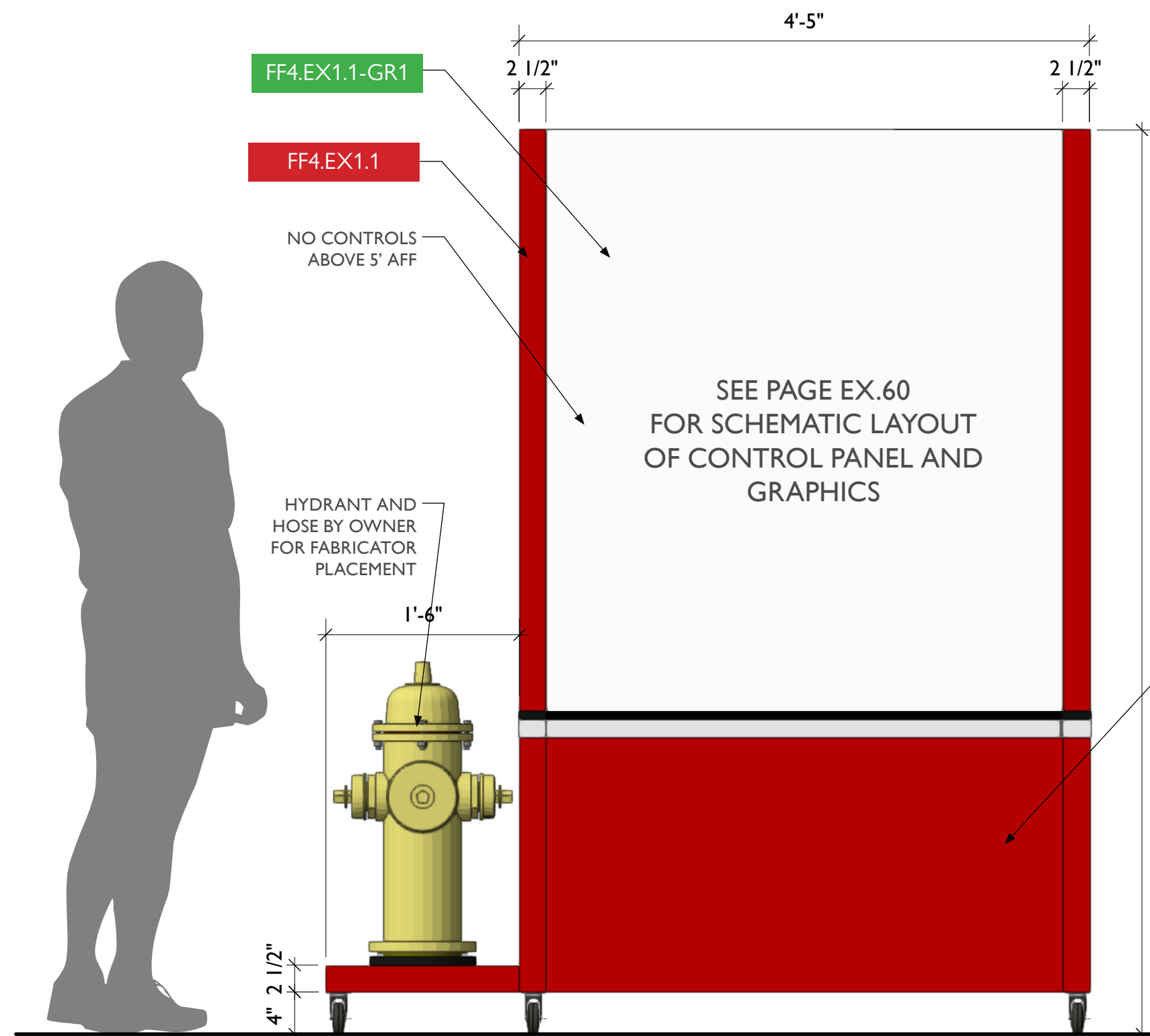
Sheet Issue Date: April 17, 2026 Project Number: 26TFM01

FF4.EX1 — MOBILE KIOSK (CONTROL THE FLOW)

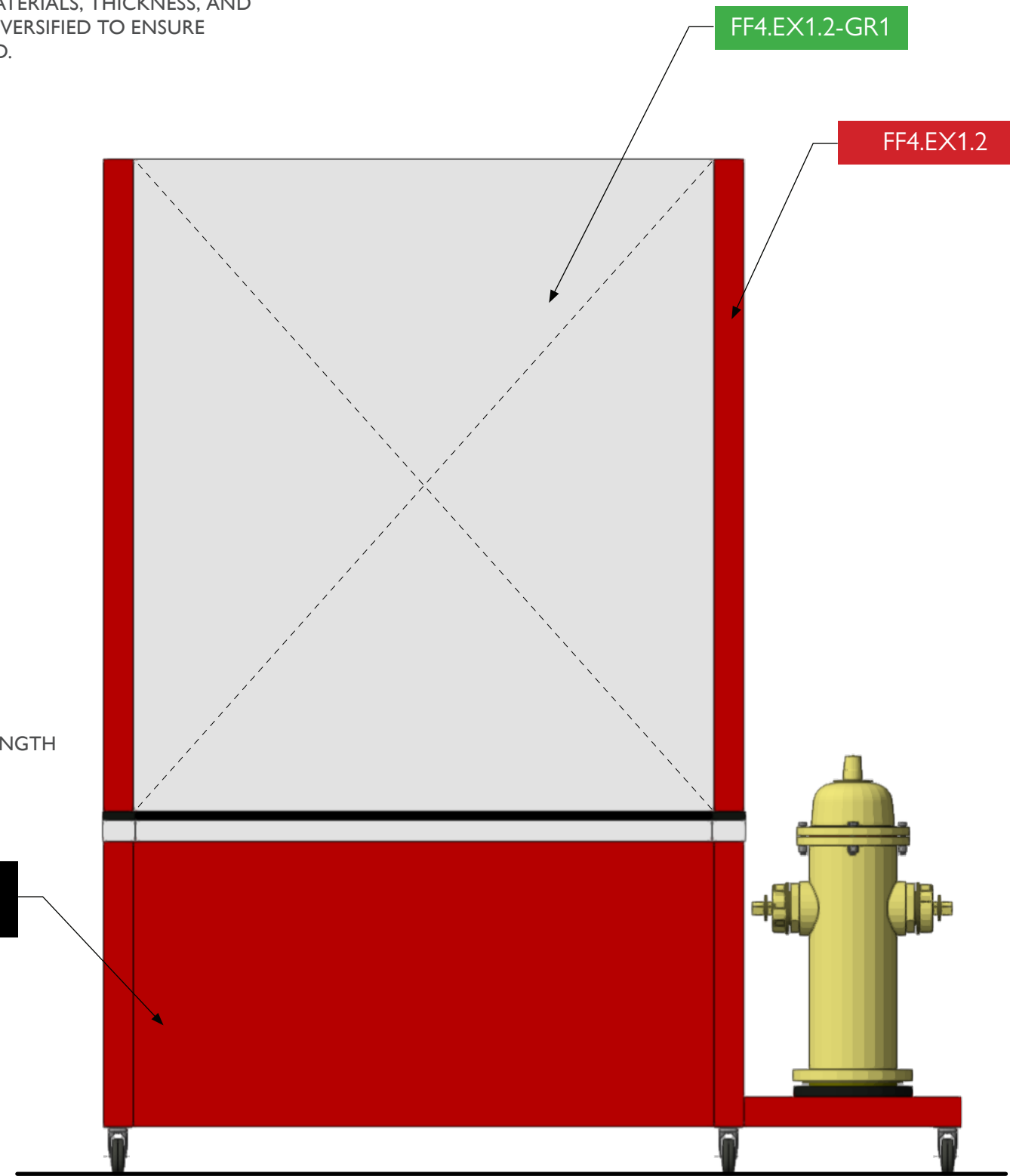


3 FF4.EX1 - Mobile Kiosk, Top View
Scale: 1" = 1'-0"

MODIFIED TYPICAL KIOSK WITH ADDITIONAL DIVIDER TO PERMIT PLACEMENT OF CONTROL PANEL WITHIN REACH OF VISITORS. COORDINATE MATERIALS, THICKNESS, AND DETAILS WITH DIVERSIFIED TO ENSURE FUNCTION/BUILD.



1 FF4.EX1 - Mobile Kiosk, Front View
Scale: 1" = 1'-0"



2 FF4.EX1 - Mobile Kiosk, Back View
Scale: 1" = 1'-0"



City of Thornton
Fire Department

aw

STUDIO TECTONIC
Exhibition & Interpretive Design / Planning
400 Marine Street, Carriage House
Boulder, CO 80302
tel 720.398.3030 fax 720.398.3035
info@studiotectonic.com

Prepared for:
**City of Thornton
Fire Department**

Project:
Thornton Fire Museum

Project Phase:
Schematic Design

Sheet Title:
**FF4.EX1 —
Mobile Kiosk (Control
The Flow)**

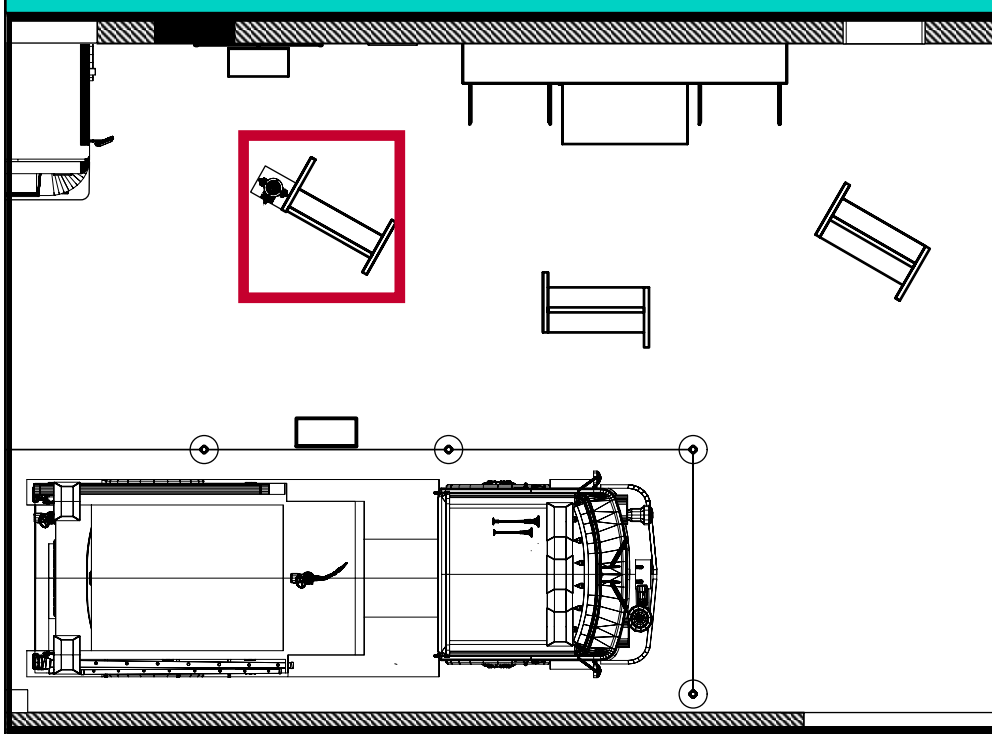
Project Team:
Project Manager: SF
Designer: JE, SF

© Studio Tectonic LLC. All rights reserved. No part of this document may be reproduced or utilized in any form without prior written authorization from Studio Tectonic LLC. This document serves as a device to communicate design intent only. Fabrication and installation of the products represented herein will be derived from shop drawings produced by the contracted fabricator.

Page 59 of 64

Sheet Issue Date: April 17, 2026 Project Number: 26TFM01

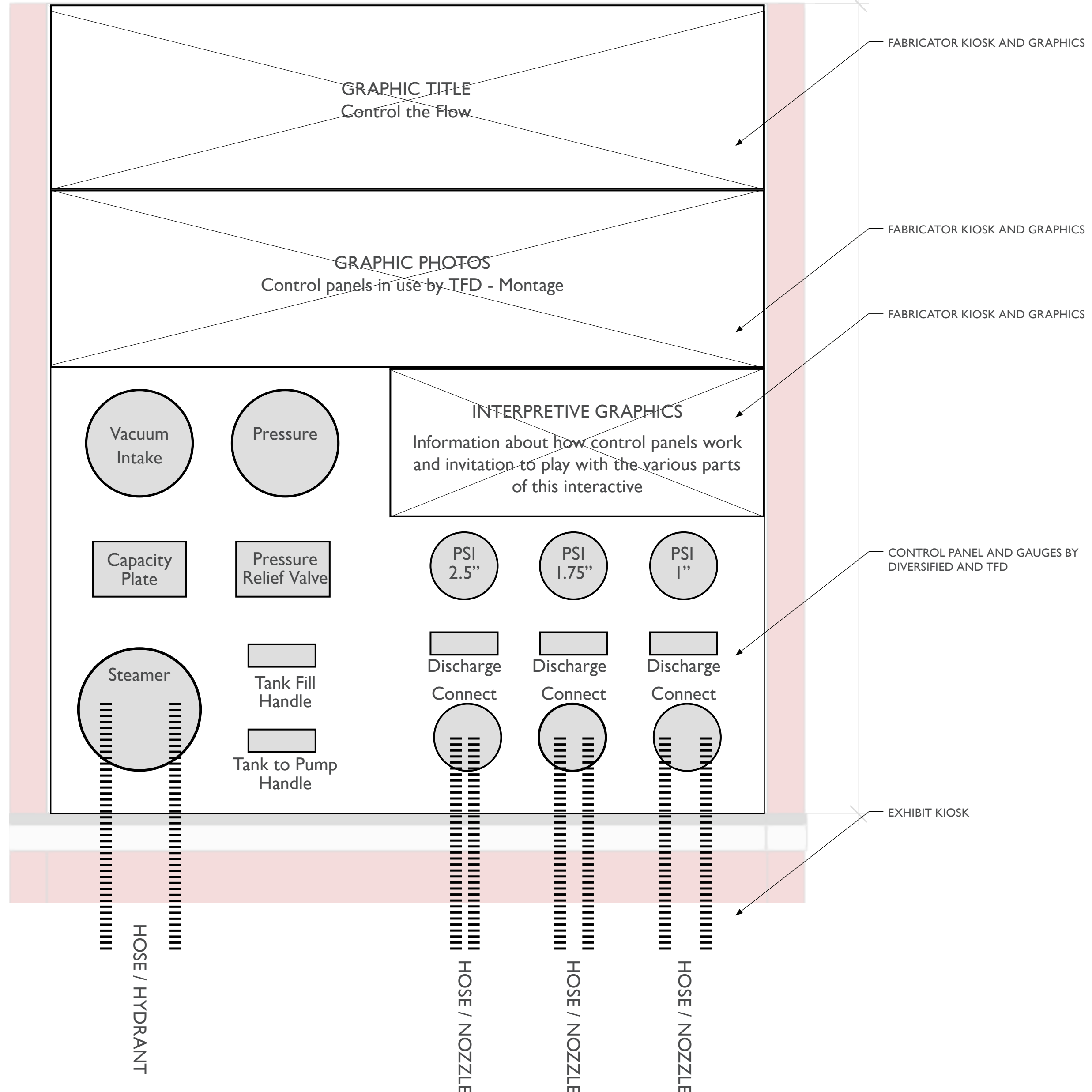
FF4.EX1 — MOBILE KIOSK



Coordination Only – The Control the flow panel requires assessment of available salvaged parts. Diversified to provide panel with instruments/controls/etc for placement on Fabricator's structure. Graphics by fabricator. Fabricator to work with Designer, Owner, and Diversified to coordinate hose attachments, positions, and bracket/holder for hose nozzles



Photo Reference



City of Thornton
Fire Department



STUDIO TECTONIC
Exhibition & Interpretive Design / Planning
400 Marine Street, Carriage House
Boulder, CO 80302
tel 720.398.3030 fax 720.398.3035
info@studiotectonic.com

Prepared for:
**City of Thornton
Fire Department**

Project:
Thornton Fire Museum

Project Phase:
Schematic Design

Sheet Title:
**FF4.EX1 —
Mobile Kiosk**

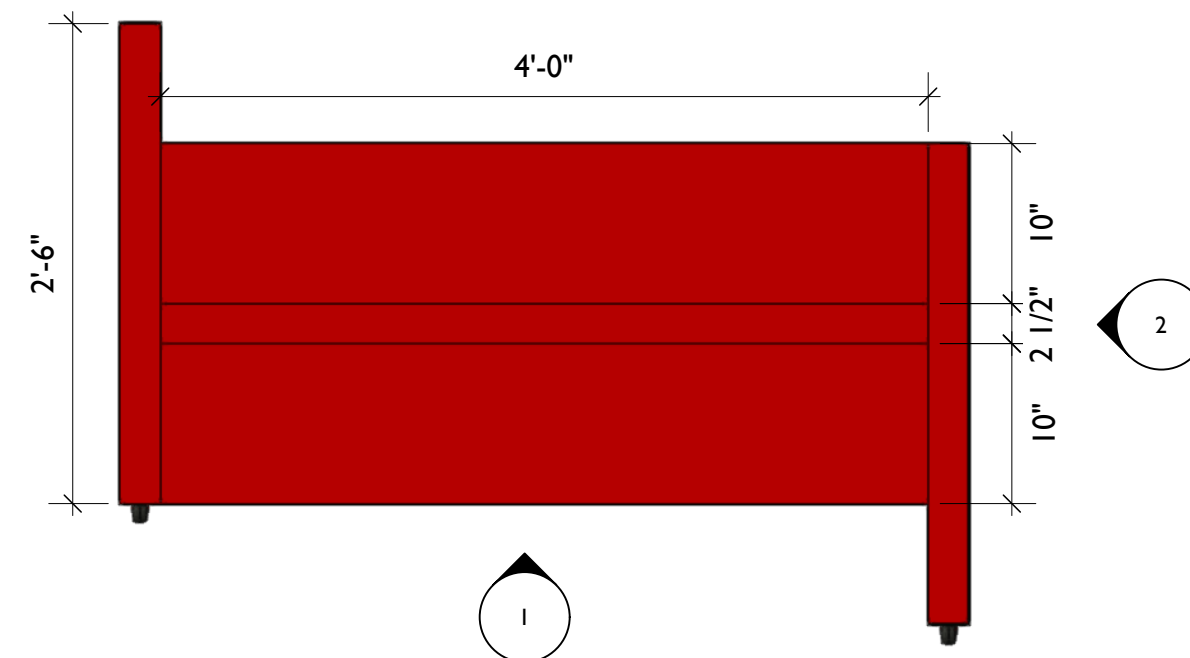
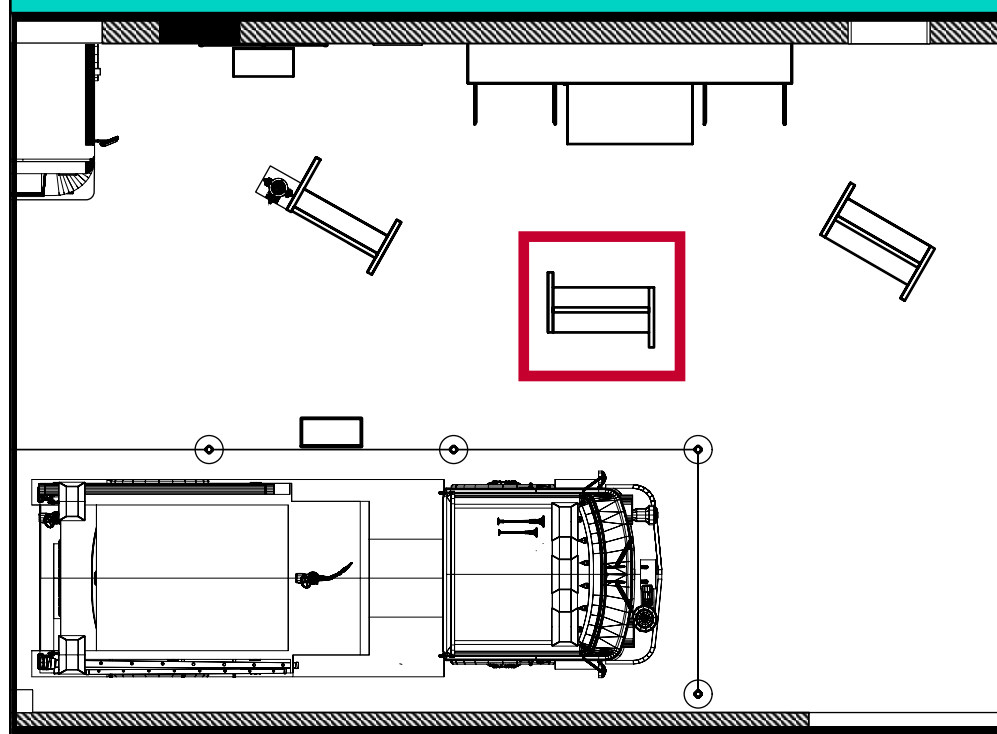
Project Team:
Project Manager: SF
Designer: JE, SF

© Studio Tectonic LLC. All rights reserved. No part of this document may be reproduced or utilized in any form without prior written authorization from Studio Tectonic LLC. This document serves as a device to communicate design intent only. Fabrication and installation of the products represented herein will be derived from shop drawings produced by the contracted fabricator.

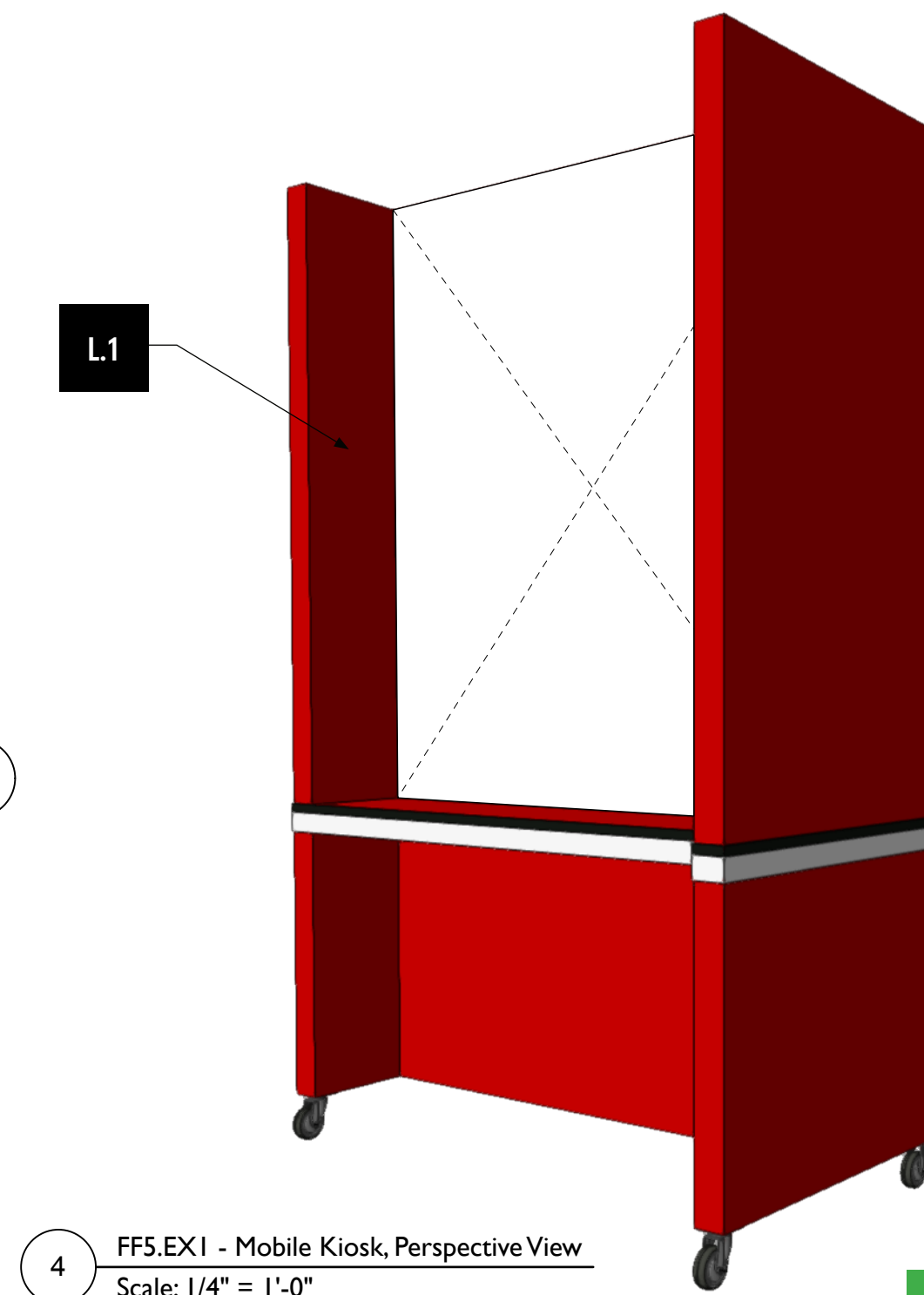
Page 60 of 64

Sheet Issue Date: April 17, 2026 Project Number: 26TFM01

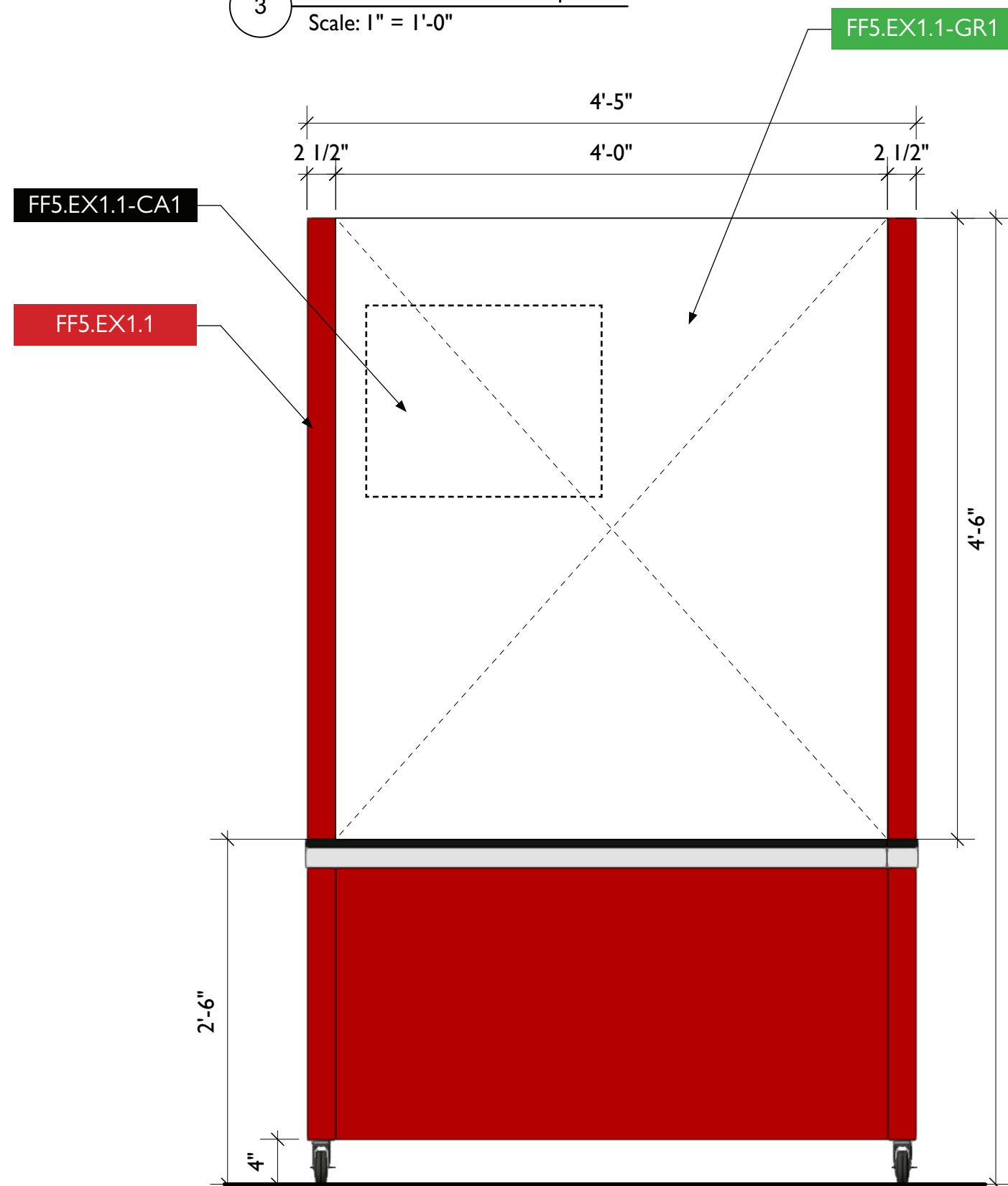
FF5.EX1 — MOBILE KIOSK



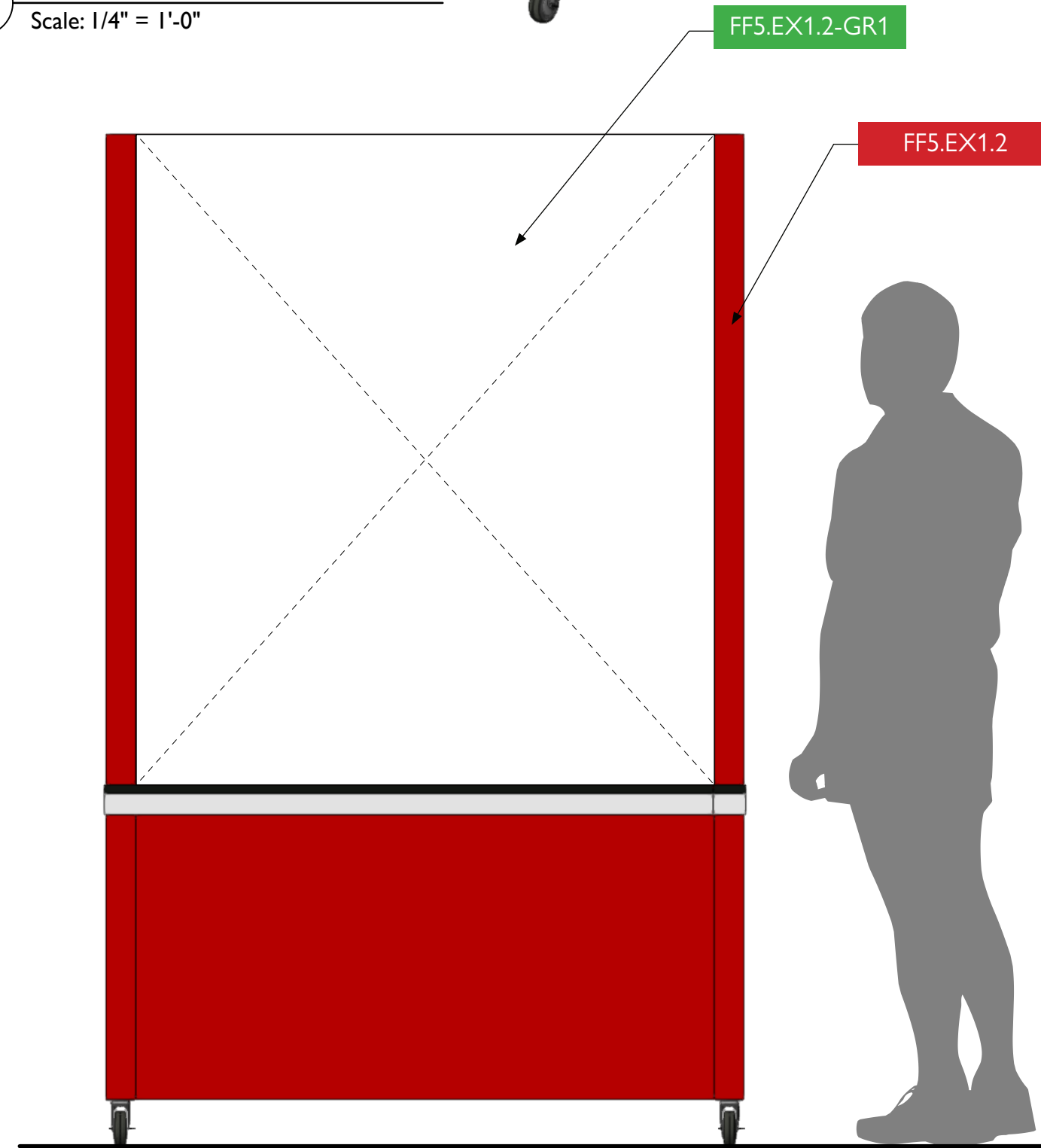
3 FF5.EX1 - Mobile Kiosk, Top View
Scale: 1" = 1'-0"



4 FF5.EX1 - Mobile Kiosk, Perspective View
Scale: 1/4" = 1'-0"



1 FF5.EX1 - Mobile Kiosk, Front View
Scale: 1" = 1'-0"



2 FF5.EX1 - Mobile Kiosk, Back View
Scale: 1" = 1'-0"



City of Thornton
Fire Department

aw

STUDIO TECTONIC
Exhibition & Interpretive Design / Planning
400 Marine Street, Carriage House
Boulder, CO 80302
tel 720.398.3030 fax 720.398.3035
info@studiotectonic.com

Prepared for:
**City of Thornton
Fire Department**

Project:
Thornton Fire Museum

Project Phase:
Schematic Design

Sheet Title:
**FF5.EX1 —
Mobile Kiosk**

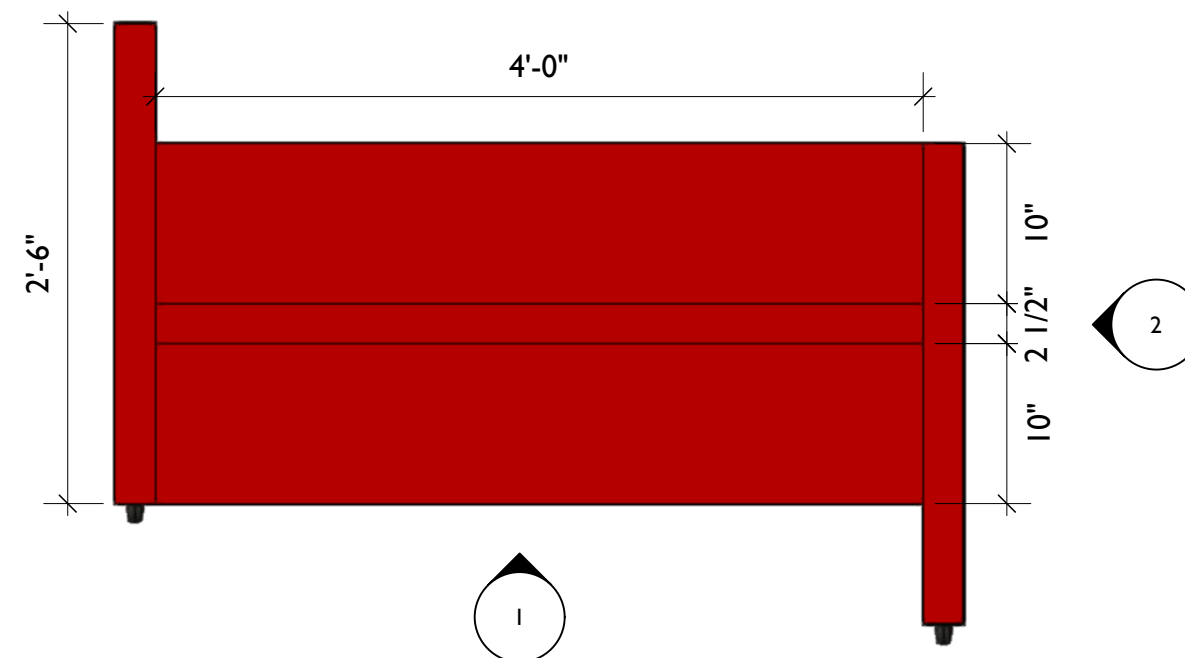
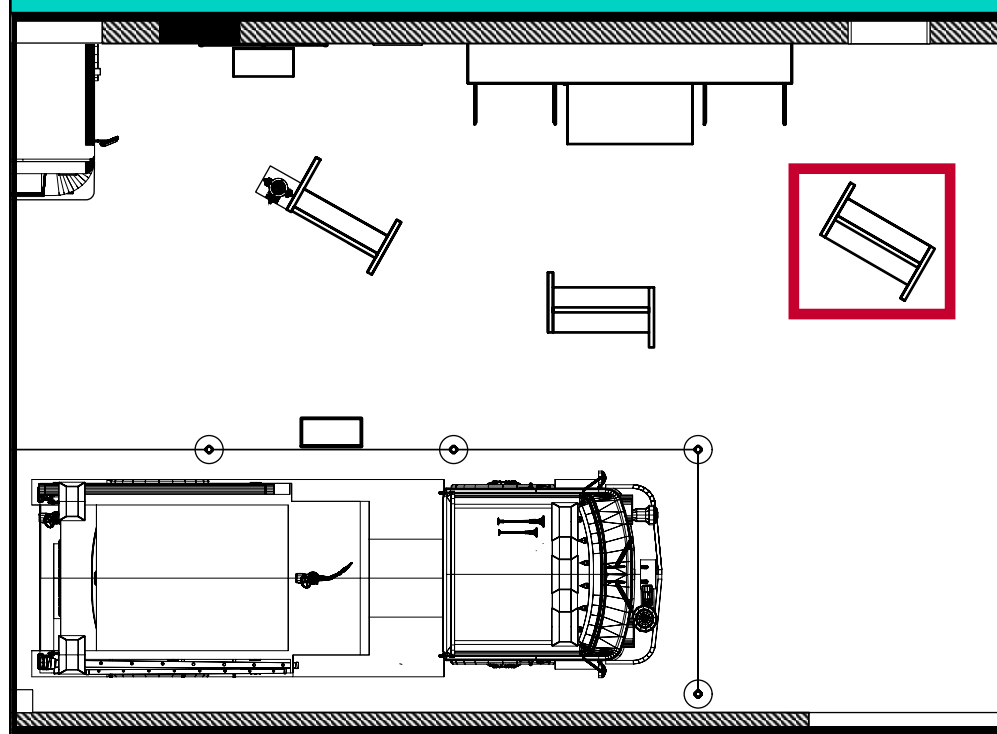
Project Team:
Project Manager: SF
Designer: JE, SF

© Studio Tectonic LLC. All rights reserved. No part of this document may be reproduced or utilized in any form without prior written authorization from Studio Tectonic LLC. This document serves as a device to communicate design intent only. Fabrication and installation of the products represented herein will be derived from shop drawings produced by the contracted fabricator.

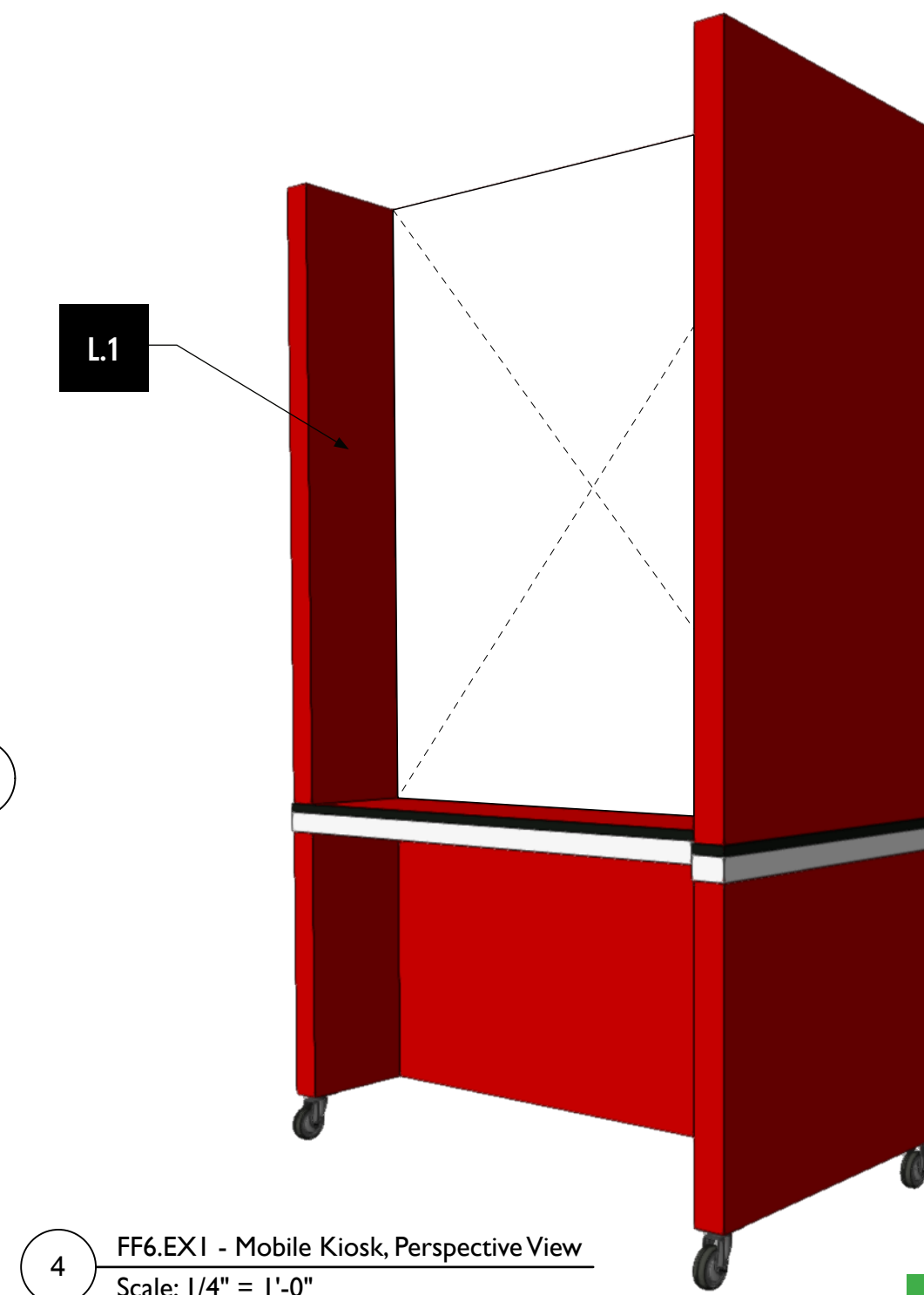
Page 61 of 64

Sheet Issue Date: April 17, 2026 Project Number: 26TFM01

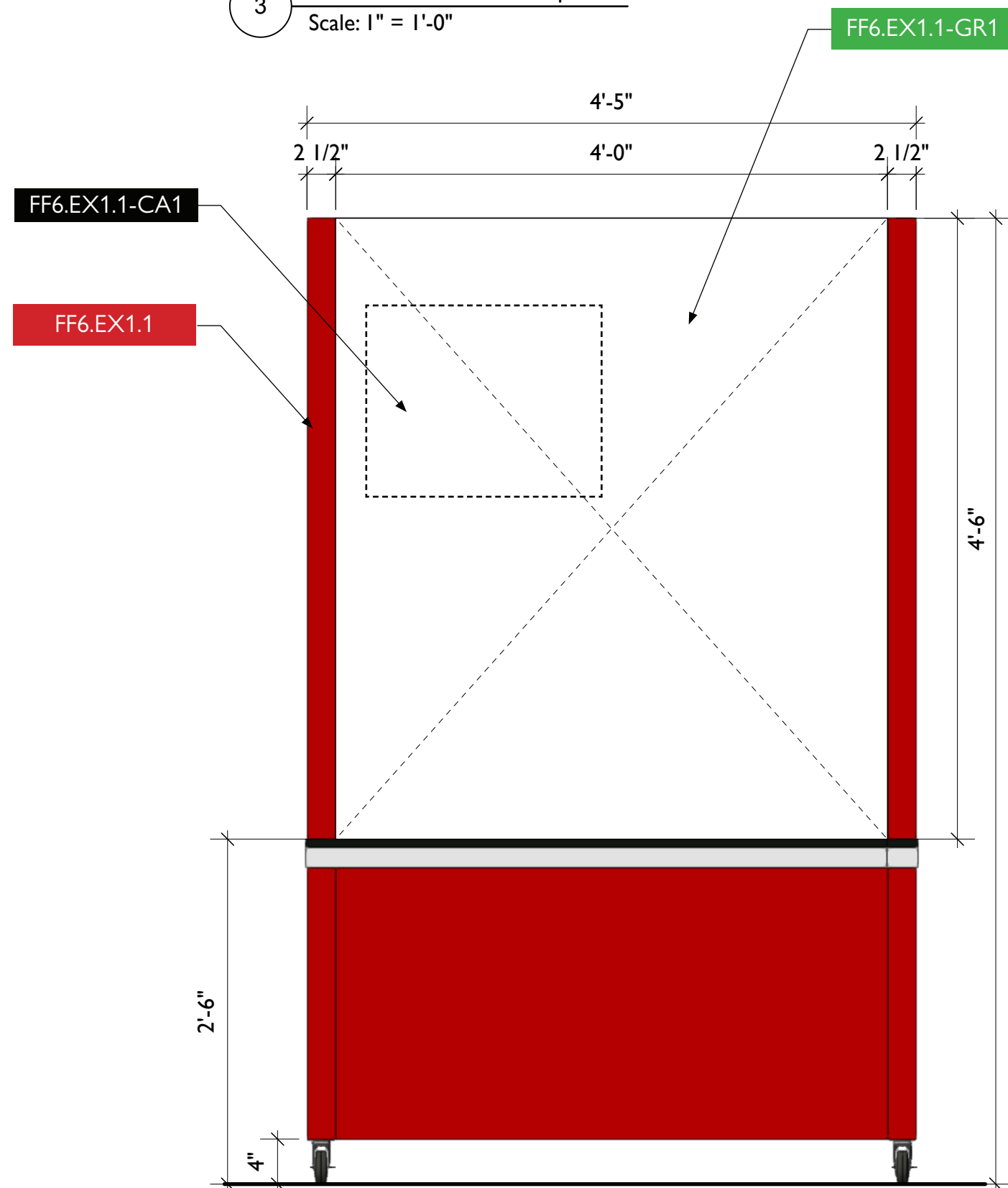
FF6.EX1 — MOBILE KIOSK



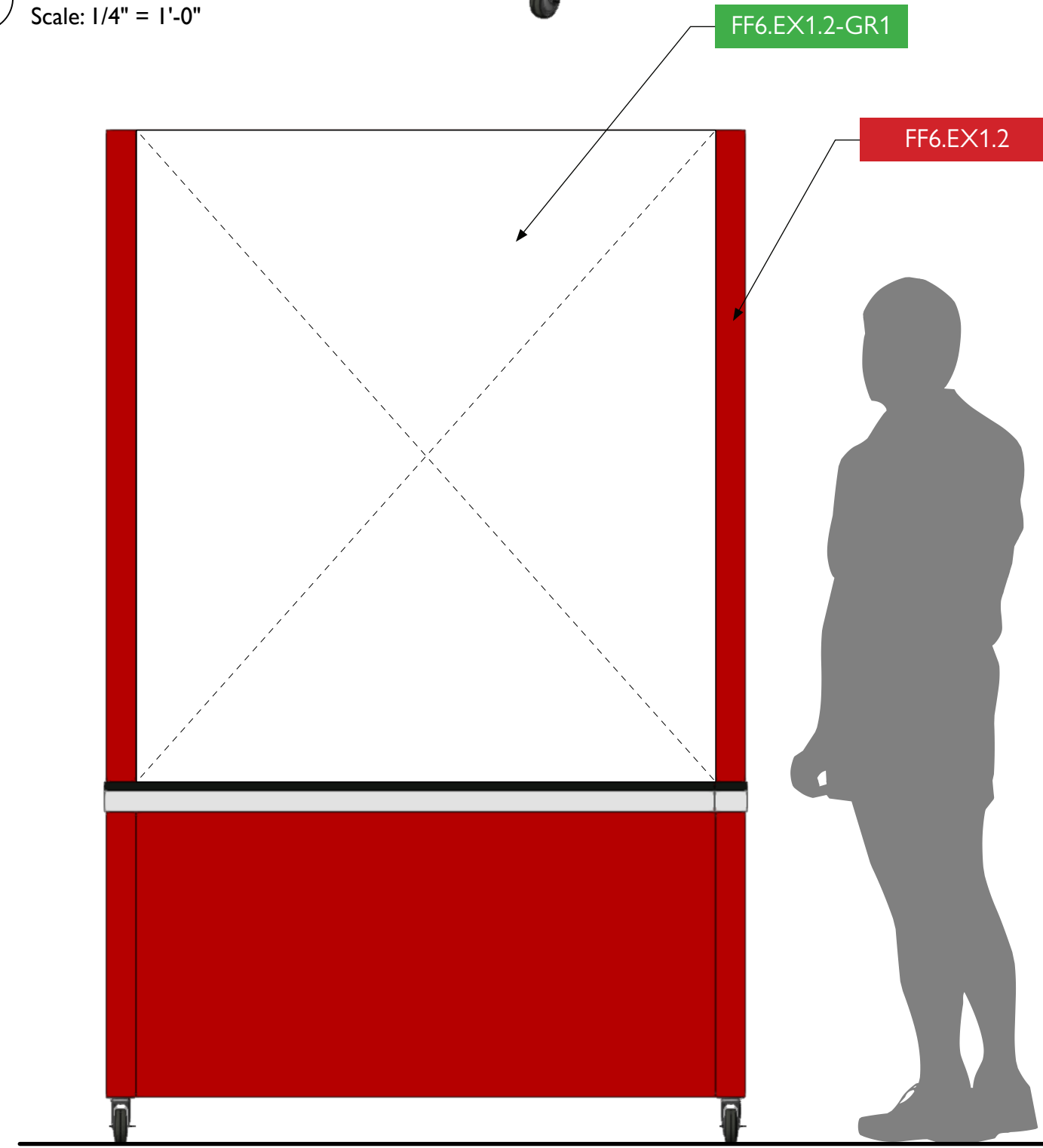
3 FF6.EX1 - Mobile Kiosk, Top View
Scale: 1" = 1'-0"



4 FF6.EX1 - Mobile Kiosk, Perspective View
Scale: 1/4" = 1'-0"



1 FF6.EX1 - Mobile Kiosk, Front View
Scale: 1" = 1'-0"



2 FF6.EX1 - Mobile Kiosk, Back View
Scale: 1" = 1'-0"



City of Thornton
Fire Department

aw

STUDIO TECTONIC
Exhibition & Interpretive Design / Planning

400 Marine Street, Carriage House
Boulder, CO 80302
tel 720.398.3030 fax 720.398.3035
info@studiotectonic.com

Prepared for:
City of Thornton
Fire Department

Project:
Thornton Fire Museum

Project Phase:
Schematic Design

Sheet Title:
FF6.EX1 —
Mobile Kiosk

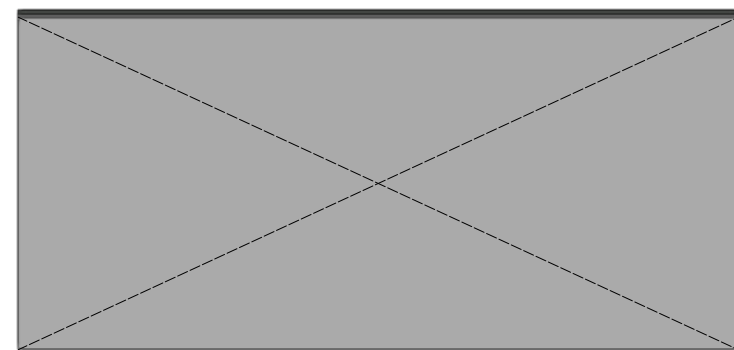
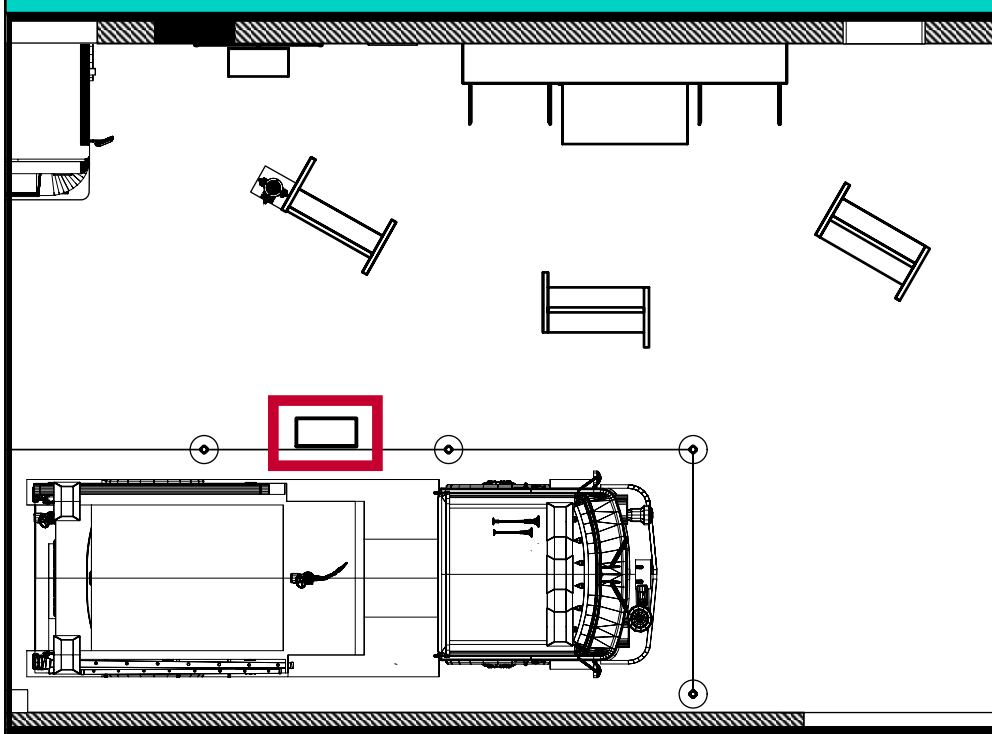
Project Team:
Project Manager: SF
Designer: JE, SF

© Studio Tectonic LLC. All rights reserved. No part of this document may be reproduced or utilized in any form without prior written authorization from Studio Tectonic LLC. This document serves as a device to communicate design intent only. Fabrication and installation of the products represented herein will be derived from shop drawings produced by the contracted fabricator.

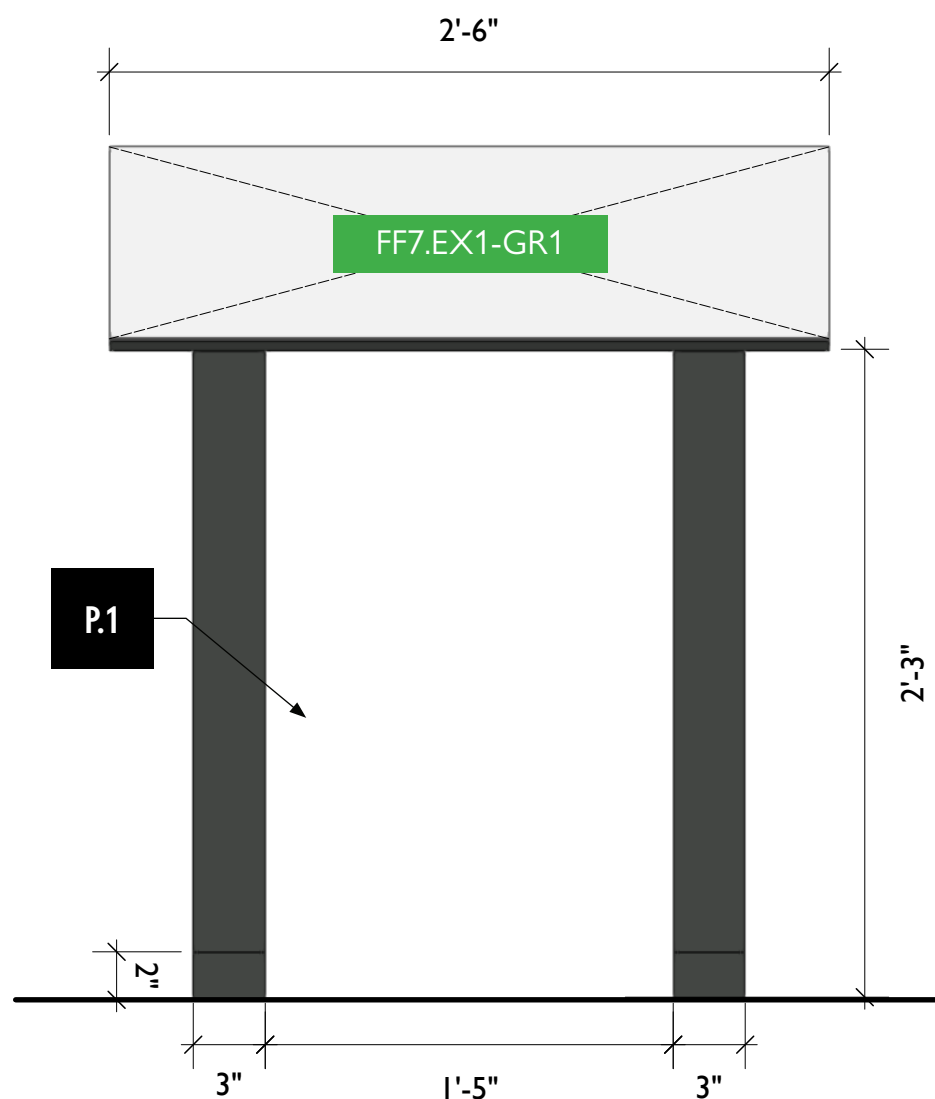
Page 62 of 64

Sheet Issue Date: April 17, 2026 Project Number: 26TFM01


FF7.EX1 — READER RAIL



3 FF7.EX1 - Reader Rail, Top View
Scale: 1 1/2" = 1'-0"



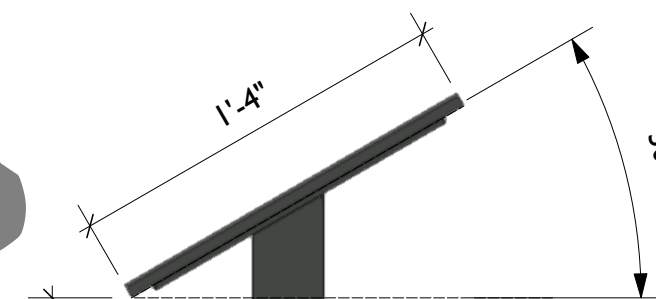
1 FF7.EX1 - Reader Rail, Front View
Scale: 1 1/2" = 1'-0"



2 FF7.EX1 - Reader Rail, Side View
Scale: 1 1/2" = 1'-0"



4 FF7.EX1 - Reader Rail, Perspective View
Scale: 1/4" = 1'-0"



READER RAIL, MOVEABLE DUE TO PLACEMENT IN SPACE

FABRICATOR TO INSTALL FLOOR LEVELERS AS REQUIRED



City of Thornton
Fire Department

aw

STUDIO TECTONIC
Exhibition & Interpretive Design / Planning

400 Marine Street, Carriage House
Boulder, CO 80302
tel 720.398.3030 fax 720.398.3035
info@studiotectonic.com

Prepared for:
City of Thornton
Fire Department

Project:
Thornton Fire Museum

Project Phase:
Schematic Design

Sheet Title:
HT3.EX2 — Reader Rail


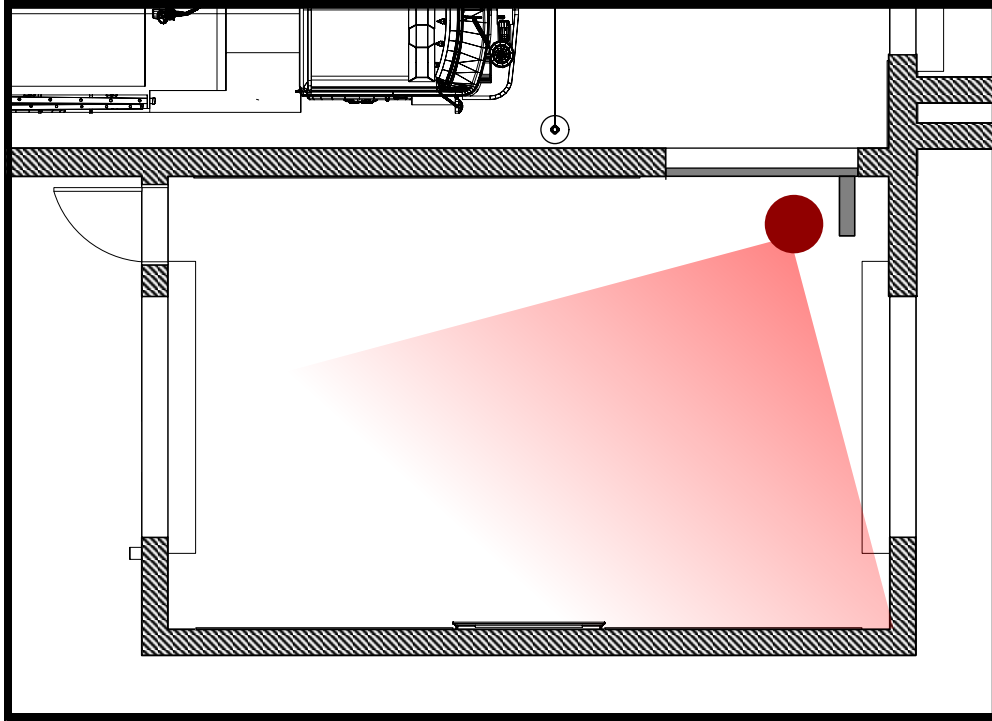
Project Team:
Project Manager: SF
Designer: JE, SF

© Studio Tectonic LLC. All rights reserved. No part of this document may be reproduced or utilized in any form without prior written authorization from Studio Tectonic LLC. This document serves as a device to communicate design intent only. Fabrication and installation of the products represented herein will be derived from shop drawings produced by the contracted fabricator.

Page 63 of 64

Sheet Issue Date: April 17, 2026 Project Number: 26TFM01

THORNTON IN PICTURES / FLEX ROOM — RENDERING



City of Thornton
Fire Department

aw

STUDIO TECTONIC
Exhibition & Interpretive Design / Planning

400 Marine Street, Carriage House
Boulder, CO 80302
tel 720.398.3030 fax 720.398.3035
info@studiotectonic.com

Prepared for:
**City of Thornton
Fire Department**

Project:
Thornton Fire Museum

Project Phase:
Schematic Design

Sheet Title:
**Thornton In Pictures —
Rendering**

Project Team:
Project Manager: SF
Designer: JE, SF

© Studio Tectonic LLC. All rights reserved. No part of this document may be reproduced or utilized in any form without prior written authorization from Studio Tectonic LLC. This document serves as a device to communicate design intent only. Fabrication and installation of the products represented herein will be derived from shop drawings produced by the contracted fabricator.

Page 64 of 64

Sheet Issue Date: April 17, 2026 Project Number: 26TFM01

THORNTON IN PICTURES / FLEX ROOM — KEY PLAN


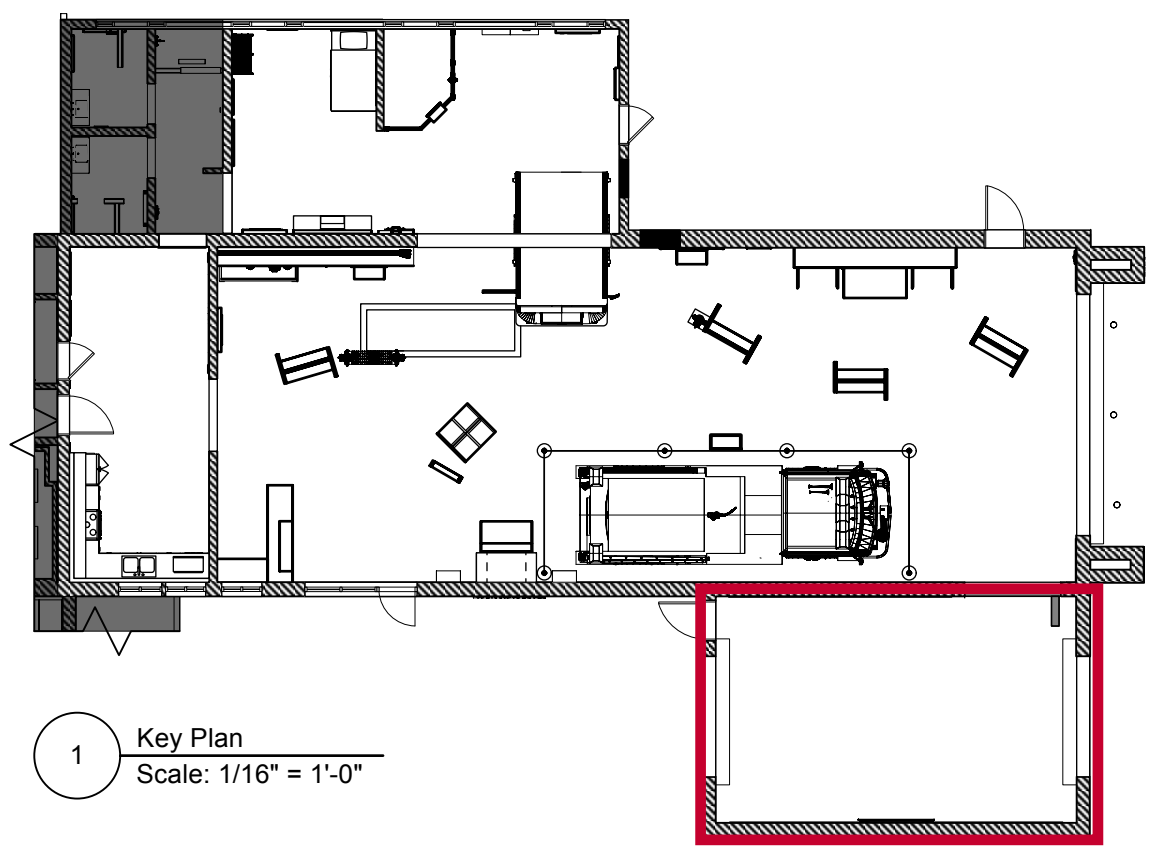


EXHIBIT SCHEDULE

Thornton in Pictures		
FR1.EX1	Thornton in Pictures	Wall Graphics (South Wall)
FR1.EX2	Thornton in Pictures	Wall Graphics (North Wall)

Content Groups

FR1 Spirit of Innovation, Faces of TFD



1 Floor Plan
Scale: 3/8" = 1'-0"



City of Thornton
Fire Department



STUDIO TECTONIC
Exhibition & Interpretive Design / Planning
400 Marine Street, Carriage House
Boulder, CO 80302
tel 720.398.3030 fax 720.398.3035
info@studiotectonic.com

Prepared for:
**City of Thornton
Fire Department**

Project:
Thornton Fire Museum

Project Phase:
Schematic Design

Sheet Title:
**Thornton In Pictures —
Key Plan**

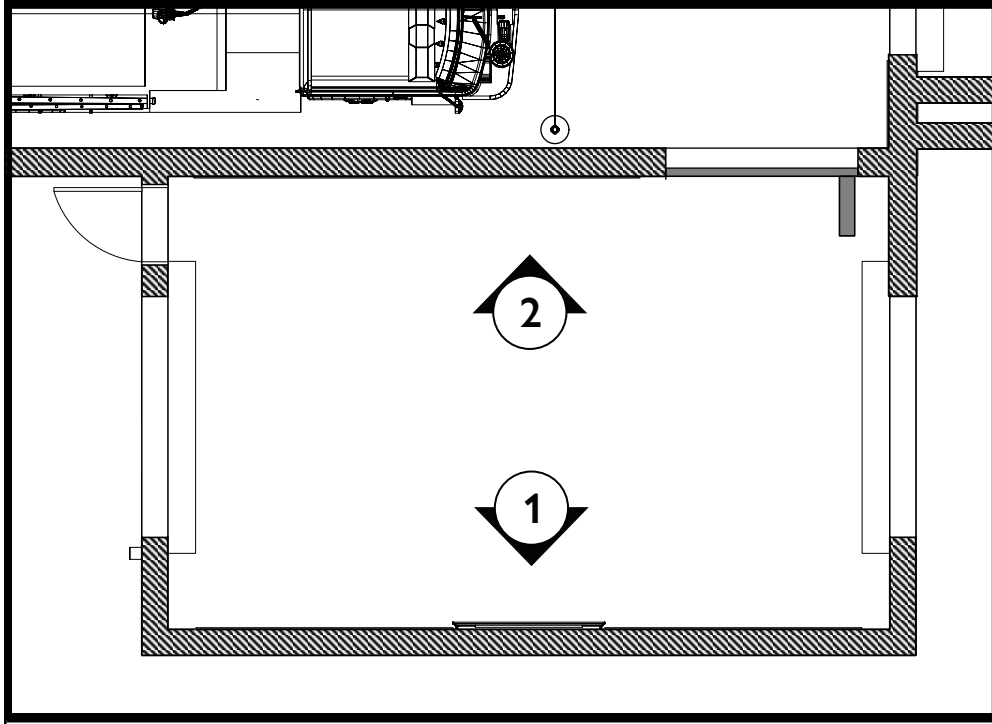
Project Team:
Project Manager: SF
Designer: JE, SF

© Studio Tectonic LLC. All rights reserved. No part of this document may be reproduced or utilized in any form without prior written authorization from Studio Tectonic LLC. This document serves as a device to communicate design intent only. Fabrication and installation of the products represented herein will be derived from shop drawings produced by the contracted fabricator.

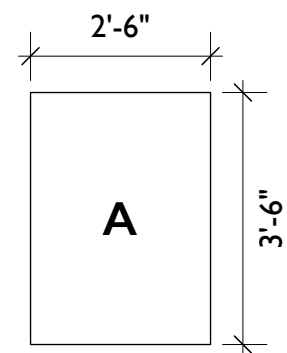
Page 65 of 64

Sheet Issue Date: April 17, 2026 Project Number: 26TFM01

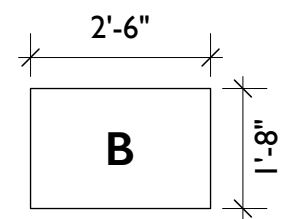
THORNTON IN PICTURES / FLEX ROOM — ELEVATIONS



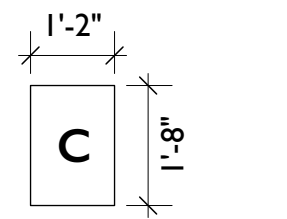
Graphic Panel Sizing



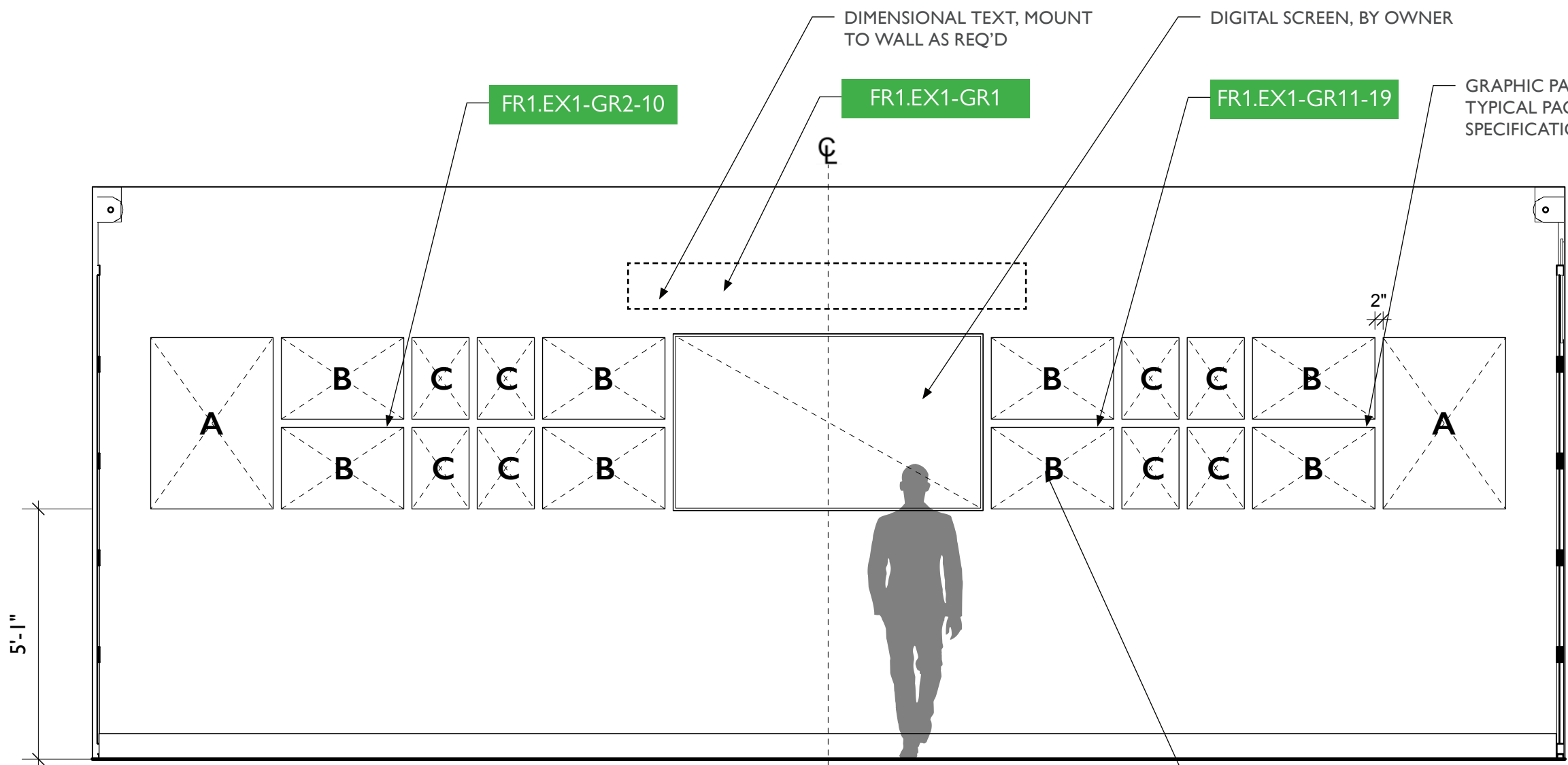
Graphic Size: **A**



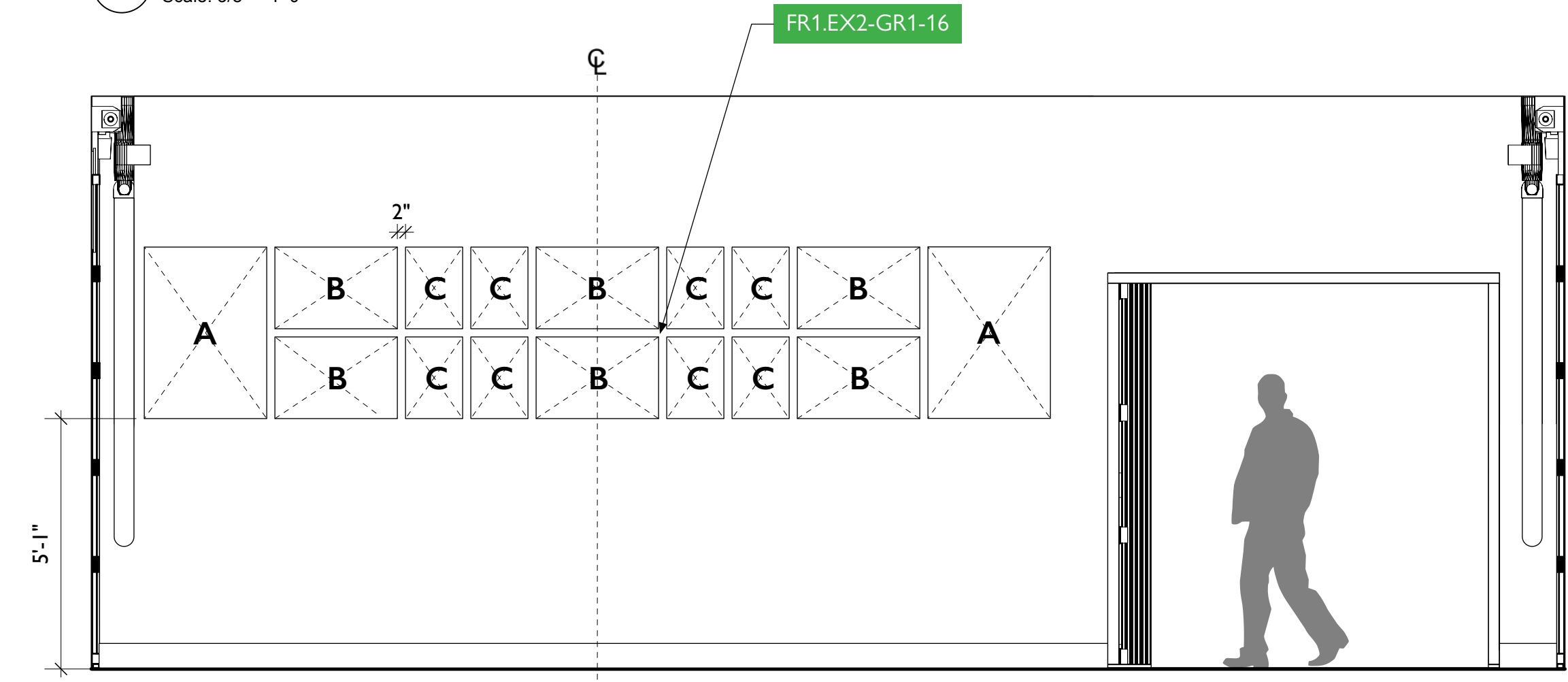
Graphic Size: **B**



Graphic Size: **C**



1 FR1.EX1 - Elevation
Scale: 3/8" = 1'-0"



2 FR1.EX2 - Elevation
Scale: 3/8" = 1'-0"



City of Thornton
Fire Department



STUDIO TECTONIC
Exhibition & Interpretive Design / Planning
400 Marine Street, Carriage House
Boulder, CO 80302
tel 720.398.3030 fax 720.398.3035
info@studiotectonic.com

Prepared for:
**City of Thornton
Fire Department**

Project:
Thornton Fire Museum

Project Phase:
Schematic Design

Sheet Title:
**Thornton In Pictures —
Elevations**

Project Team:
Project Manager: SF
Designer: JE, SF

© Studio Tectonic LLC. All rights reserved. No part of this document may be reproduced or utilized in any form without prior written authorization from Studio Tectonic LLC. This document serves as a device to communicate design intent only. Fabrication and installation of the products represented herein will be derived from shop drawings produced by the contracted fabricator.

Page 66 of 64

Sheet Issue Date: April 17, 2026 Project Number: 26TFM01